


**DLA 2.5/LD-RT/D DB****Weidmüller Interface GmbH & Co. KG**

Klingenbergstraße 26

D-32758 Detmold

Germany

[www.weidmueller.com](http://www.weidmueller.com)**Product image**

The high reliability and variety of designs of the terminal blocks with clamping yoke connections make planning easier and optimises operational safety. Klippon® Connect provides a proven response to a range of different requirements.

**General ordering data**

Version	Initiator/actuator terminal, Screw connection, 2.5 mm², 30 V, 17.5 A, Number of connections: 3, Number of potentials per tier: 1, dark beige
Order No.	<a href="#">1783620000</a>
Type	DLA 2.5/LD-RT/D DB
GTIN (EAN)	4032248212491
Qty.	50 pc(s).

**DLA 2.5/LD-RT/D DB****Weidmüller Interface GmbH & Co. KG**

Klingenbergstraße 26

D-32758 Detmold

Germany

www.weidmueller.com

**Technical data****Dimensions and weights**

Depth	48.5 mm	Depth (inches)	1.909 inch
Depth including DIN rail	49 mm	Height	65 mm
Height (inches)	2.559 inch	Width	6.1 mm
Width (inches)	0.24 inch	Net weight	14.98 g

**Temperatures**

Storage temperature	-25 °C...55 °C	Continuous operating temp., min.	-50 °C
Continuous operating temp., max.	120 °C		

**Material data**

Material	Wemid	Colour	dark beige
UL 94 flammability rating	V-0		

**System specifications**

Version	Screw connection, With PE connection, with LED, with diode	End cover plate required	Yes
Number of potentials	2	Number of levels	3
Number of clamping points per level	2	Number of potentials per tier	1
Levels cross-connected internally	Yes	PE connection	Yes
Rail	TS 35	N-function	No
PE function	Yes	PEN function	No

**Additional technical data**

Electronic component	red LED	Explosion-tested version	No
Number of similar terminals	1	Open sides	right
Type of mounting	Snap-on		

**Conductors for clamping (rated connection)**

Blade size	0.6 x 3.5 mm
------------	--------------

## DLA 2.5/LD-RT/D DB

Weidmüller Interface GmbH &amp; Co. KG

Klingenbergstraße 26

D-32758 Detmold

Germany

www.weidmueller.com

## Technical data

Clampable conductor	Connection specification	Screw connection		
	Cross-section for conductor connection	Type	solid, H05(07) V-U	
		min.	0.5 mm <sup>2</sup>	
		max.	4 mm <sup>2</sup>	
		nominal	2.5 mm <sup>2</sup>	
	wire end ferrule	Stripping length	min.	7 mm
			max.	7 mm
			nominal	7 mm
		Tightening torque	min.	0.4 Nm
			max.	0.6 Nm
		Recommended wire-end ferrule		
		Connection specification	Screw connection	
	Cross-section for conductor connection	Type	stranded, H07V-R	
		min.	1.5 mm <sup>2</sup>	
		max.	4 mm <sup>2</sup>	
		nominal	2.5 mm <sup>2</sup>	
	wire end ferrule	Stripping length	min.	7 mm
			max.	7 mm
			nominal	7 mm
		Tightening torque	min.	0.4 Nm
			max.	0.6 Nm
		Recommended wire-end ferrule		
		Connection specification	Screw connection	
	Cross-section for conductor connection	Type	flexible, H05(07) V-K	
		min.	0.5 mm <sup>2</sup>	
		max.	4 mm <sup>2</sup>	
		nominal	2.5 mm <sup>2</sup>	
	wire end ferrule	Stripping length	min.	7 mm
			max.	7 mm
			nominal	7 mm
		Tightening torque	min.	0.4 Nm
			max.	0.6 Nm
		Recommended wire-end ferrule		
Clamping range, max.		4 mm <sup>2</sup>		
Clamping range, min.	0.13 mm <sup>2</sup>			
Clamping screw	M 2.5			
Connection cross-section, stranded, max.	4 mm <sup>2</sup>			
Connection cross-section, stranded, min.	1.5 mm <sup>2</sup>			
Connection direction	on side			
Gauge to IEC 60947-1	A3			
Number of connections	3			
Stripping length	7 mm			
Tightening torque, max.	0.6 Nm			
Tightening torque, min.	0.4 Nm			
Torque level with DMS electric screw-driver	1			
Type of connection	Screw connection			
Wire connection cross section AWG, max.	AWG 12			
Wire connection cross section AWG, min.	AWG 26			
Wire connection cross section, finely stranded, max.	4 mm <sup>2</sup>			
Wire connection cross section, finely stranded, min.	0.5 mm <sup>2</sup>			

Creation date May 20, 2024 11:16:46 PM CEST

## DLA 2.5/LD-RT/D DB

Weidmüller Interface GmbH &amp; Co. KG

Klingenbergstraße 26

D-32758 Detmold

Germany

www.weidmueller.com

## Technical data

Wire connection cross-section, finely stranded with wire-end ferrules DIN 46228/1, max.	2.5 mm <sup>2</sup>
---	---------------------

Wire connection cross-section, finely stranded with wire-end ferrules DIN 46228/1, min.	0.5 mm <sup>2</sup>
---	---------------------

Wire connection cross-section, solid core, max.	4 mm <sup>2</sup>
---	-------------------

Wire connection cross-section, solid core, min.	0.5 mm <sup>2</sup>
---	---------------------

## Dimensions

TS 35 offset	33 mm
--------------	-------

## General

Rail	TS 35	Standards	IEC 60947-7-1 (-7-2)
Wire connection cross section AWG, max.	AWG 12	Wire connection cross section AWG, min.	AWG 26

## Rating data

Rated cross-section	2.5 mm <sup>2</sup>	Rated voltage	30 V
Rated DC voltage	30 V	Rated current	17.5 A
Current at maximum wires	17.5 A	Standards	IEC 60947-7-1 (-7-2)
Volume resistance according to IEC 60947-7-x	1.33 mΩ	Rated impulse withstand voltage	0.8 kV
Power loss in accordance with IEC 60947-7-x	0.77 W	Pollution severity	3

## Classifications

ETIM 6.0	EC000900	ETIM 7.0	EC000900
ETIM 8.0	EC000900	ETIM 9.0	EC000900
ECLASS 9.0	27-14-11-28	ECLASS 9.1	27-14-11-28
ECLASS 10.0	27-14-11-28	ECLASS 11.0	27-14-11-28
ECLASS 12.0	27-14-11-28	ECLASS 13.0	27-25-01-12

## Environmental Product Compliance

REACH SVHC	Lead 7439-92-1
SCIP	e1c310ef-6b67-4efa-80a6-d307472f4de9

## Approvals

Approvals



ROHS	Conform
------	---------

### DLA 2.5/LD-RT/D DB

**Weidmüller Interface GmbH & Co. KG**

Klingenbergstraße 26

D-32758 Detmold

Germany

[www.weidmueller.com](http://www.weidmueller.com)

## Technical data

### Downloads

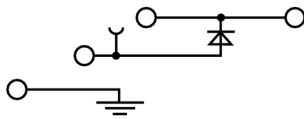
Approval/Certificate/Document of Conformity	<a href="#">CE Declaration of Conformity</a> <a href="#">UKCA declaration of conformity</a>
Engineering Data	<a href="#">CAD data – STEP</a>
User Documentation	<a href="#">StorageConditionsTerminalBlocks</a>
Catalogues	<a href="#">Catalogues in PDF-format</a>

### DLA 2.5/LD-RT/D DB

**Weidmüller Interface GmbH & Co. KG**  
Klingenbergstraße 26  
D-32758 Detmold  
Germany

[www.weidmueller.com](http://www.weidmueller.com)

## Drawings



**DLA 2.5/LD-RT/D DB****Weidmüller Interface GmbH & Co. KG**

Klingenbergstraße 26

D-32758 Detmold

Germany

[www.weidmueller.com](http://www.weidmueller.com)**Accessories****Blank**

The Dekafix (DEK) marker is the universal marker for all conductor and plug-in connectors as well as for electronic sub-assemblies. The system is ideal for short number sequences and covers a wide range of ready-printed markers.


Strips for fast installation in only one work step. The printing is easy to read, rich in contrast and available in various widths.

- Large range of ready-to-use markers
- Strips for fast installation
- Terminal markers, suitable for all Weidmüller cable connectors
- Available as blank MultiCard or with standard printing

**For custom printing:** Please send us a file of our labeling software M-Print PRO or M-Print PRO Online (without installation) for your labeling specifications.

**General ordering data**

Type	DEK 5/6 MC NE WS	Version
Order No.	<a href="#">1609820000</a>	Dekafix, Terminal marker, 5 x 6 mm, Pitch in mm (P): 6.00
GTIN (EAN)	4008190203436	Weidmueller, white
Qty.	1,000 pc(s).	

**SAK-Series**

A partition plate is used for the optical separation of circuits or used for electrical isolation from neighbouring cross-connectors. In contrast to the end plate, the contour can be larger than the adjacent terminal blocks. However, it should not be smaller, as otherwise the required clearance and creepage distances within the application can no longer be maintained.

**General ordering data**

Type	TSCH 1	Version
Order No.	<a href="#">0319160000</a>	Small partition (terminal), PA 66, beige, Continuous operating temp.,
GTIN (EAN)	4008190097219	max.: 100 °C
Qty.	100 pc(s).	

**DLA 2.5/LD-RT/D DB****Weidmüller Interface GmbH & Co. KG**

Klingenbergstraße 26

D-32758 Detmold

Germany

[www.weidmueller.com](http://www.weidmueller.com)**Accessories****SAK-Series****SAK**  
Series

Weidmüller's range of products includes end brackets that guarantee a permanent, reliable mounting on the terminal rail and prevent sliding. Versions with and without screws are available. The end brackets include marking options, also for group markers, and also a test plug holder.

**General ordering data**

Type	EW 35	Version
Order No.	<a href="#">0383560000</a>	End bracket, Wemid, beige, Rail: TS 35, when screwed in
GTIN (EAN)	4008190181314	
Qty.	50 pc(s).	

**Slotted screwdriver**

Slotted screwdriver with rounded blade SD DIN 5265, ISO 2380/2, output to DIN 5264, ISO 2380/1. ChromTop tip, SoftFinish grip

**General ordering data**

Type	SDS 0.6X3.5X100	Version
Order No.	<a href="#">9008330000</a>	Screwdriver, Screwdriver
GTIN (EAN)	4032248056286	
Qty.	1 pc(s).	



## DLA 2.5/LD-RT/D DB

Weidmüller Interface GmbH &amp; Co. KG


Klingenbergstraße 26

D-32758 Detmold

Germany

www.weidmueller.com

## Accessories

2.5 mm<sup>2</sup>

Numerous national and international approvals and qualifications in accordance with a variety of application standards make the W-series a universal connection solution, especially in harsh conditions. The screw connection has long been an established connection element to meet exacting demands in terms of reliability and functionality. And our W-Series is still setting standards.

## General ordering data

Type	Q 2 DLI	Version
Order No.	<a href="#">1312500000</a>	Cross-connector (terminal), when screwed in, Number of poles: 2,
GTIN (EAN)	4008190039837	Pitch in mm (P): 6.10, Insulated: No, 24 A, grey
Qty.	50 pc(s).	
Type	Q 20 DLI	Version
Order No.	<a href="#">1399800000</a>	Cross-connector (terminal), when screwed in, Number of poles: 20,
GTIN (EAN)	4008190070670	Pitch in mm (P): 5.00, Insulated: No, 24 A, grey
Qty.	20 pc(s).	
Type	Q 3 DLI	Version
Order No.	<a href="#">1312600000</a>	Cross-connector (terminal), when screwed in, Number of poles: 3,
GTIN (EAN)	4008190024604	Pitch in mm (P): 6.10, Insulated: No, 24 A, grey
Qty.	50 pc(s).	
Type	Q 10 DLI	Version
Order No.	<a href="#">1313100000</a>	Cross-connector (terminal), when screwed in, Number of poles: 10,
GTIN (EAN)	4008190167622	Pitch in mm (P): 6.00, Insulated: No, 24 A, grey
Qty.	20 pc(s).	
Type	Q 4 DLI	Version
Order No.	<a href="#">1312700000</a>	Cross-connector (terminal), when screwed in, Number of poles: 4,
GTIN (EAN)	4008190162122	Pitch in mm (P): 6.10, Insulated: No, 24 A, grey
Qty.	50 pc(s).	

2.5 mm<sup>2</sup>

To ensure the finger safety and the compliance to the required clearance and creepage distances, an end plate has to be placed at the end of a plug.

## General ordering data

Type	AP DLI2.5 DB	Version
Order No.	<a href="#">1783550000</a>	End plate (terminals), 65.65 mm x 1.5 mm, dark beige
GTIN (EAN)	4032248189847	
Qty.	20 pc(s).	

**DLA 2.5/LD-RT/D DB****Weidmüller Interface GmbH & Co. KG**

Klingenbergstraße 26

D-32758 Detmold

Germany

[www.weidmueller.com](http://www.weidmueller.com)**Accessories****Marker holder**

The marker holder offer the possibility of additional mounting of standard markers with a pitch of 5 or 5.1 mm. The angled holders can be optionally snapped together and could be mounted in all standard marking channels of the Klippon® Connect modular terminal blocks. Fitting marker types could be found under the respective accessories of the designation marking holder.

**General ordering data**

Type	BZT 1 ZA WS 10/5	Version
Order No.	<a href="#">1805520000</a>	Accessories, Marker holder
GTIN (EAN)	4032248270248	
Qty.	100 pc(s).	
Type	BZT 1 WS 10/5	Version
Order No.	<a href="#">1805490000</a>	Accessories, Marker holder
GTIN (EAN)	4032248270231	
Qty.	100 pc(s).	