


ZMAK 2.5**Weidmüller Interface GmbH & Co. KG**

Klingenbergstraße 26

D-32758 Detmold

Germany

www.weidmueller.com**Product image**

Our motor connection terminals offer the possibility of convenient wiring of all 3 phases including protective conductor on only one terminal block.

General ordering data

| | |
|------------|--|
| Version | Motor-connection terminal, Tension-clamp connection, 2.5 mm ² , 400 V, dark beige |
| Order No. | 1768000000 |
| Type | ZMAK 2.5 |
| GTIN (EAN) | 4032248117376 |
| Qty. | 25 pc(s). |

ZMAK 2.5**Weidmüller Interface GmbH & Co. KG**

Klingenbergstraße 26

D-32758 Detmold

Germany

www.weidmueller.com

Technical data**Dimensions and weights**

| | | | |
|--------------------------|------------|----------------|------------|
| Depth | 69.5 mm | Depth (inches) | 2.736 inch |
| Depth including DIN rail | 70 mm | Height | 102 mm |
| Height (inches) | 4.016 inch | Width | 5.1 mm |
| Width (inches) | 0.201 inch | Net weight | 22.38 g |

Temperatures

| | | | |
|----------------------------------|----------------|----------------------------------|--------|
| Storage temperature | -25 °C...55 °C | Continuous operating temp., min. | -50 °C |
| Continuous operating temp., max. | 120 °C | | |

Material data

| | | | |
|---------------------------|-------|--------|------------|
| Material | Wemid | Colour | dark beige |
| UL 94 flammability rating | V-0 | | |

System specifications

| | | | |
|-------------------------------|---|-------------------------------------|-------|
| Version | Tension-clamp connection, With PE connection, One end without connector | End cover plate required | Yes |
| Number of levels | 4 | Number of clamping points per level | 2 |
| Number of potentials per tier | 1 | Levels cross-connected internally | No |
| PE connection | Yes | Rail | TS 35 |

Additional technical data

| | | | |
|-----------------------------|---------|---------------------|-----------------|
| Explosion-tested version | No | Installation advice | Direct mounting |
| Number of similar terminals | 1 | Open sides | right |
| Type of mounting | Snap-on | | |

CSA rating data

| | | | |
|-------------------------------|----------------|-------------------------------|--------|
| Certificate No. (CSA) | 200039-1152892 | Current size D (CSA) | 25 A |
| Voltage size D (CSA) | 300 V | Wire cross section max. (CSA) | 12 AWG |
| Wire cross section min. (CSA) | 26 AWG | | |

Conductors for clamping (rated connection)

| | |
|-----------------------|----------------------|
| Blade size | 0.6 x 3.5 mm |
| Clamping range, max. | 4 mm ² |
| Clamping range, min. | 0.13 mm ² |
| Connection direction | top |
| Gauge to IEC 60947-1 | A3 |
| Number of connections | 7 |
| Stripping length | 10 mm |

ZMAK 2.5

Weidmüller Interface GmbH & Co. KG

Klingenbergstraße 26

D-32758 Detmold

Germany

www.weidmueller.com

Technical data

| | | | |
|---|--|---------|----------------------|
| Tube length for wire-end ferrule with plastic collar DIN 46228/4 | Tube length | max. | 10 mm |
| | | min. | 6 mm |
| | Cross-section for conductor connection | nominal | 0.5 mm ² |
| | Tube length | max. | 10 mm |
| | | min. | 6 mm |
| | Cross-section for conductor connection | nominal | 0.75 mm ² |
| | Tube length | max. | 10 mm |
| | | min. | 6 mm |
| | Cross-section for conductor connection | nominal | 1 mm ² |
| | Tube length | max. | 10 mm |
| Tube length for wire-end ferrule without plastic collar DIN 46228/1 | | min. | 8 mm |
| | Cross-section for conductor connection | nominal | 1.5 mm ² |
| | Tube length | nominal | 8 mm |
| | Cross-section for conductor connection | nominal | 2.5 mm ² |
| | Cross-section for conductor connection | nominal | 0.5 mm ² |
| | Tube length | nominal | 10 mm |
| | Cross-section for conductor connection | nominal | 0.75 mm ² |
| | Tube length | nominal | 10 mm |
| | Cross-section for conductor connection | nominal | 1 mm ² |
| | Tube length | nominal | 10 mm |
| Type of connection | Cross-section for conductor connection | nominal | 1.5 mm ² |
| | Tube length | nominal | 10 mm |
| | Cross-section for conductor connection | nominal | 2.5 mm ² |
| | Tube length | nominal | 10 mm |
| | Cross-section for conductor connection | nominal | 1.5 mm ² |
| | Tube length | nominal | 10 mm |
| | Cross-section for conductor connection | nominal | 2.5 mm ² |
| | Tube length | nominal | 10 mm |
| | Cross-section for conductor connection | nominal | 2.5 mm ² |
| | Tube length | nominal | 10 mm |
| Tension-clamp connection | | | |
| Wire connection cross section, finely stranded, max. | 4 mm ² | | |
| Wire connection cross section, finely stranded, min. | 0.5 mm ² | | |
| Wire connection cross-section, finely stranded with wire-end ferrules DIN 46228/1, max. | 2.5 mm ² | | |
| Wire connection cross-section, finely stranded with wire-end ferrules DIN 46228/1, min. | 0.5 mm ² | | |
| Wire connection cross-section, finely stranded with wire-end ferrules DIN 46228/4, max. | 2.5 mm ² | | |
| Wire connection cross-section, finely stranded with wire-end ferrules DIN 46228/4, min. | 0.5 mm ² | | |
| Wire connection cross-section, solid core, max. | 4 mm ² | | |
| Wire connection cross-section, solid core, min. | 0.5 mm ² | | |

General

| | | | |
|---------------------|----------------------|------|-------|
| Installation advice | Direct mounting | Rail | TS 35 |
| Standards | IEC 60947-7-1 (-7-2) | | |

ZMAK 2.5

Weidmüller Interface GmbH & Co. KG

Klingenbergstraße 26

D-32758 Detmold

Germany

www.weidmueller.com

Technical data

Rating data

| | | | |
|--|---------------------|---------------------------------|----------------------|
| Rated cross-section | 2.5 mm ² | Rated voltage | 400 V |
| Rated DC voltage | 400 V | Rated current | 24 A |
| Current at maximum wires | 31 A | Standards | IEC 60947-7-1 (-7-2) |
| Volume resistance according to IEC 60947-7-x | 1.33 mΩ | Rated impulse withstand voltage | 6 kV |
| Power loss in accordance with IEC 60947-7-x | 0.77 W | Pollution severity | 3 |
| Surge voltage category | III | | |

UL rating data

| | | | |
|---|--------|---|--------|
| Certificate No. (UR) | E60693 | Conductor size Factory wiring max. (UR) | 12 AWG |
| Conductor size Factory wiring min. (UR) | 26 AWG | Conductor size Field wiring max. (UR) | 12 AWG |
| Conductor size Field wiring min. (UR) | 26 AWG | Current size B (UR) | 25 A |
| Current size D (UR) | 10 A | Voltage size B (UR) | 300 V |
| Voltage size D (UR) | 300 V | | |

Classifications

| | | | |
|-------------|-------------|-------------|-------------|
| ETIM 6.0 | EC000897 | ETIM 7.0 | EC000897 |
| ETIM 8.0 | EC000897 | ETIM 9.0 | EC000897 |
| ECLASS 9.0 | 27-14-11-20 | ECLASS 9.1 | 27-14-11-20 |
| ECLASS 10.0 | 27-14-11-20 | ECLASS 11.0 | 27-14-11-20 |
| ECLASS 12.0 | 27-14-11-20 | ECLASS 13.0 | 27-25-01-02 |

Approvals

Approvals



| | |
|-----------------------|------------|
| ROHS | Conform |
| UL File Number Search | UL Website |
| Certificate No. (UR) | E60693 |

Downloads

| | |
|---|---|
| Approval/Certificate/Document of Conformity | Declaration of Conformity UKCA declaration of conformity Confirmation of Standards EN 45545-2_2020-10 |
| Engineering Data | CAD data – STEP |
| Engineering Data | Zuken E3.S |
| User Documentation | StorageConditionsTerminalBlocks |
| Catalogues | Catalogues in PDF-format |
| Brochures | |

ZMAK 2.5

Weidmüller Interface GmbH & Co. KG

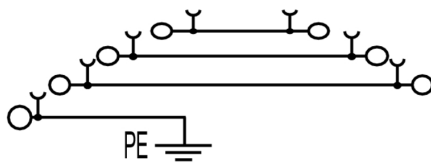
Klingenbergstraße 26

D-32758 Detmold

Germany

www.weidmueller.com

Drawings



ZMAK 2.5

Weidmüller Interface GmbH & Co. KG

Klingenbergstraße 26

D-32758 Detmold

Germany

www.weidmueller.com

Accessories

Marker holder




The marker holder offer the possibility of additional mounting of standard markers with a pitch of 5 or 5.1 mm. The angled holders can be optionally snapped together and could be mounted in all standard marking channels of the Klippon® Connect modular terminal blocks. Fitting marker types could be found under the respective accessories of the designation marking holder.

General ordering data

| | | |
|------------|----------------------------|----------------------------|
| Type | BZT 1 ZA WS 10/5 | Version |
| Order No. | 1805520000 | Accessories, Marker holder |
| GTIN (EAN) | 4032248270248 | |
| Qty. | 100 pc(s). | |
| Type | BZT 1 WS 10/5 | Version |
| Order No. | 1805490000 | Accessories, Marker holder |
| GTIN (EAN) | 4032248270231 | |
| Qty. | 100 pc(s). | |

Slotted screwdriver



VDE insulated screwdriver sets, for working on live parts up to 1000 V AC and 1500 V DC, DIN EN 60900. IEC 900. Each piece is "GS" safety tested. Blade made from fully hardened, high-alloy chromium-vanadium-molybdenum steel, gun-metal finish.

General ordering data

| | | |
|------------|----------------------------|---|
| Type | SDIS SLIM 0.6X3.5X100 | Version |
| Order No. | 2749610000 | Mounting tool, Blade width (B): 3.5 mm, Blade length: 100 mm, Blade |
| GTIN (EAN) | 4050118896350 | thickness (A): 0.6 mm |
| Qty. | 1 pc(s). | |

ZMAK 2.5**Weidmüller Interface GmbH & Co. KG**

Klingenbergstraße 26

D-32758 Detmold

Germany

www.weidmueller.com**Accessories****Z-Series**

Z Series

The use of reducing sleeves simplifies the connection of conductors with smaller cross-sections. Conductors can be reliably inserted into the clamping point without the strands fraying. The use of a reducing sleeve centres the conductor in the entry point.

General ordering data

| | | |
|------------|----------------------------|---------------------------|
| Type | ZRH 1.5H/2 | Version |
| Order No. | 1678800000 | Z-series, Reducing sleeve |
| GTIN (EAN) | 4008190487317 | |
| Qty. | 1,000 pc(s). | |
| Type | ZRH 1.5H/1 | Version |
| Order No. | 1678810000 | Z-series, Reducing sleeve |
| GTIN (EAN) | 4008190487324 | |
| Qty. | 1,000 pc(s). | |

Z-Series

Z Series

Test adapters and test plugs are used for the electrical connection between terminal blocks and the test equipment. In this way, an electrical contact can be established in the wired state and measurements can be done easily.

General ordering data

| | | |
|------------|----------------------------|--------------------------------|
| Type | ZTA 1 | Version |
| Order No. | 1609040000 | Accessories, Test adapter, 9 A |
| GTIN (EAN) | 4008190196851 | |
| Qty. | 25 pc(s). | |
| Type | ZTA 1/ZA | Version |
| Order No. | 1609050000 | Accessories, Test adapter, 9 A |
| GTIN (EAN) | 4008190206543 | |
| Qty. | 25 pc(s). | |

ZMAK 2.5

Weidmüller Interface GmbH & Co. KG

Klingenbergstraße 26

D-32758 Detmold

Germany

www.weidmueller.com

Accessories

Blank



ZS markers - in proven MultiCard-format - have been developed specifically for the Z-series. They have a large printing area. The hinged mechanism even allows access to cross-connectors without dismantling. Quick installation is guaranteed by the fact that the single tags are clipped on in strips. The single tags are easy to separate.

- Hinged marker area
- Can be fitted in strips or individually
- Markers in proven MultiCard format

For custom printing: Please send us a file of our labeling software M-Print PRO or M-Print PRO Online (without installation) for your labeling specifications.

General ordering data

| | | |
|------------|----------------------------|--|
| Type | ZS 15/5 MC NE WS | Version |
| Order No. | 1646630000 | ZS, Terminal marker, 15 x 5 mm, Pitch in mm (P): 5.00 Weidmueller, |
| GTIN (EAN) | 4008190401214 | Allen-Bradley, white |
| Qty. | 480 pc(s). | |

Blank



The Dekafix (DEK) marker is the universal marker for all conductor and plug-in connectors as well as for electronic sub-assemblies. The system is ideal for short number sequences and covers a wide range of ready-printed markers.

Strips for fast installation in only one work step. The printing is easy to read, rich in contrast and available in various widths.

- Large range of ready-to-use markers
- Strips for fast installation
- Terminal markers, suitable for all Weidmüller cable connectors
- Available as blank MultiCard or with standard printing

For custom printing: Please send us a file of our labeling software M-Print PRO or M-Print PRO Online (without installation) for your labeling specifications.

General ordering data

| | | |
|------------|----------------------------|---|
| Type | DEK 5/5 MC NE WS | Version |
| Order No. | 1609801044 | Dekafix, Terminal marker, 5 x 5 mm, Pitch in mm (P): 5.00 |
| GTIN (EAN) | 4008190397111 | Weidmueller, white |
| Qty. | 1,000 pc(s). | |

ZMAK 2.5

Weidmüller Interface GmbH & Co. KG

Klingenbergstraße 26

D-32758 Detmold

Germany

www.weidmueller.com

Accessories

Z-Series



Weidmüller's range of products includes end brackets that guarantee a permanent, reliable mounting on the terminal rail and prevent sliding. Versions with and without screws are available. The end brackets include marking options, also for group markers, and also a test plug holder.

General ordering data

| | | |
|------------|----------------------------|--|
| Type | ZEW 35 | Version |
| Order No. | 9540000000 | End bracket, Wemid, dark beige, Rail: TS 35, Snap-on |
| GTIN (EAN) | 4008190956264 | |
| Qty. | 20 pc(s). | |

Blank



WS markers are the perfect match for the W-series connectors. Thanks to their system compatibility, the WS tags can also be used with the I-series and the Z-series. The large marking surfaces do not only permit long character strings but also multi-line text. WS markers are ideal for labels with long, customised character strings. Thanks to the proven MultiCard format, printing with PrintJet CONNECT oder/or Plotter is possible.

- Can be fitted in strips or individually
- Markers in proven MultiCard format

For custom printing: Please send us a file of our labeling software M-Print PRO or M-Print PRO Online (without installation) for your labeling specifications.

General ordering data

| | | |
|------------|----------------------------|--|
| Type | WS 10/5 M MC NE WS | Version |
| Order No. | 1792000000 | WS, Terminal marker, 10 x 5 mm, Pitch in mm (P): 5.00 Weidmueller, |
| GTIN (EAN) | 4032248223862 | Allen-Bradley, white |
| Qty. | 720 pc(s). | |

ZMAK 2.5**Weidmüller Interface GmbH & Co. KG**

Klingenbergstraße 26

D-32758 Detmold

Germany

www.weidmueller.com**Accessories****2.5 mm²****2.5**
mm²

End plates are fitted to the open side of the last modular terminal before the end bracket. The use of an end plate ensures the function of the modular terminal and the specified rated voltage. It guarantees protection against contact with live parts and makes the final terminal finger-proof.

General ordering data

| | | |
|------------|----------------------------|---------------------|
| Type | ZAP ZMAK2.5 | Version |
| Order No. | 1768010000 | Z-series, End plate |
| GTIN (EAN) | 4032248115334 | |
| Qty. | 10 pc(s). | |