


**HDC HE 16 FT****Weidmüller Interface GmbH & Co. KG**

Klingenbergstraße 26

D-32758 Detmold

Germany

[www.weidmueller.com](http://www.weidmueller.com)

For the tension clamp connection, the wire connection level is designed as a tension clamp element. Thus practically no servicing is required. In addition, a secure and permanent connection is established which is resistant to vibrations.

**Number of poles: 16****Rated current: 16 A****Rated voltage: 500 V****Nominal voltage acc. to UL/CSA: 600 V AC/DC****Tension clamp connection****General ordering data**

Version	HDC insert, Female, 500 V, 16 A, Number of poles: 16, Tension-clamp connection, Size: 6
Order No.	<a href="#">1745780000</a>
Type	HDC HE 16 FT
GTIN (EAN)	4008190985509
Qty.	1 pc(s).

## HDC HE 16 FT

Weidmüller Interface GmbH &amp; Co. KG

Klingenbergstraße 26

D-32758 Detmold

Germany

www.weidmueller.com

## Technical data

## Dimensions and weights

Depth	84.5 mm	Depth (inches)	3.327 inch
Height	33 mm	Height (inches)	1.299 inch
Width	34 mm	Width (inches)	1.339 inch
Net weight	84 g		

## Temperatures

Limit temperature	-40 °C ... 125 °C
-------------------	-------------------

## Dimensions

Height of socket	33 mm	Total length base	84.5 mm
Width	34 mm		

## General data

BG	6		
Colour	beige		
Conductor cross-section	2.5 mm <sup>2</sup>		
Free from halogens	true		
Insulating material	PC glass-fibre reinforced (UL-listed and railway-certified)		
Insulating material group	IIIa		
Insulation strength	10 <sup>10</sup> Ω		
Low smoke acc. DIN EN 45545-2	Yes		
Material	Copper alloy		
Number of poles	16		
Plugging cycles, silver	≥ 500		
Pollution severity	3		
Rated current (DIN EN 61984)	16 A		
Rated current (UR)	Wire connection cross section AWG	AWG 14	
	Rated current	15 A	
	Wire connection cross section AWG	AWG 16	
	Rated current	10 A	
	Wire connection cross section AWG	AWG 18	
	Rated current	7 A	
	Wire connection cross section AWG	AWG 20	
	Rated current	5 A	
Rated current (cUR)	Wire connection cross section AWG	AWG 14	
	Rated current	14.4 A	
	Wire connection cross section AWG	AWG 16	
	Rated current	11.7 A	
	Wire connection cross section AWG	AWG 18	
	Rated current	7.6 A	
	Wire connection cross section AWG	AWG 20	
	Rated current	7.2 A	
Rated impulse voltage (DIN EN 61984)	6 kV		
Rated voltage (DIN EN 61984)	500 V		
Rated voltage according to UL/CSA	600 V AC/DC		
Series	HE		
Size	6		
Surface finish	Silver passivated		
Type	Female		
Type of connection	Tension-clamp connection		
UL 94 flammability rating	V-0		

Creation date August 29, 2024 5:35:42 PM CEST

## HDC HE 16 FT

Weidmüller Interface GmbH &amp; Co. KG

Klingenbergstraße 26

D-32758 Detmold

Germany

www.weidmueller.com

## Technical data

Volume resistance  $\leq 2 \text{ m}\Omega$ 

## Connection data PE

Blade size, slotted (PE connection)	SD 0.8 x 4.0	Connection type PE	Screw connection
Fixing screw	M 4	Rated cross-section	4 mm <sup>2</sup>
Stripping length PE connection	10 mm	Tightening torque, max. PE connection	1.5 Nm
Tightening torque, min. PE connection	1.2 Nm	Wire cross section, AWG (PE), max.	AWG 12
Wire cross section, AWG (PE), min.	AWG 20		

## Version

BG	6	Blade size, slotted (screw connection)	SD 0.5 x 3.0
Conductor cross-section, max.	2.5 mm <sup>2</sup>	Conductor cross-section, min.	0.25 mm <sup>2</sup>
Material	Copper alloy	Size	6
Stripping length, rated connection	8 mm	Surface finish	Silver passivated
Type of connection	Tension-clamp connection	Volume resistance	$\leq 2 \text{ m}\Omega$
Wire connection cross section AWG, max.	AWG 14	Wire connection cross section AWG, min.	AWG 24
Wire connection cross section, finely stranded, max.	2.5 mm <sup>2</sup>	Wire connection cross section, finely stranded, min.	0.5 mm <sup>2</sup>
Wire connection cross-section, finely stranded with wire-end ferrules DIN 46228/4, max.	2.5 mm <sup>2</sup>	Wire cross-section, solid, max.	2.5 mm <sup>2</sup>
Wire cross-section, solid, min.	0.5 mm <sup>2</sup>		

## Classifications

ETIM 6.0	EC000438	ETIM 7.0	EC000438
ETIM 8.0	EC000438	ETIM 9.0	EC000438
ECLASS 9.0	27-44-02-05	ECLASS 9.1	27-44-02-05
ECLASS 10.0	27-44-02-05	ECLASS 11.0	27-44-02-05
ECLASS 12.0	27-44-02-05	ECLASS 13.0	27-44-02-05
ECLASS 14.0	27-44-02-05		

Substance	Acetone
Chemical resistance	Resistant
Substance	Ammonia, watery
Chemical resistance	Conditionally resistant
Substance	Petrol
Chemical resistance	Resistant
Substance	Benzene
Chemical resistance	Resistant
Substance	Diesel oil
Chemical resistance	Conditionally resistant
Substance	Acetic acid, concentrated
Chemical resistance	Resistant
Substance	Potassium hydroxide
Chemical resistance	Conditionally resistant
Substance	Methanol
Chemical resistance	Conditionally resistant

Creation date August 29, 2024 5:35:42 PM CEST

## HDC HE 16 FT

Weidmüller Interface GmbH &amp; Co. KG

Klingenbergstraße 26

D-32758 Detmold

Germany

www.weidmueller.com

## Technical data

Substance	Motor oil
Chemical resistance	Conditionally resistant
Substance	Lye, diluted
Chemical resistance	Resistant
Substance	Hydrochlorofluorocarbons
Chemical resistance	Conditionally resistant
Substance	Outdoor use
Chemical resistance	Conditionally resistant

## Environmental Product Compliance

REACH SVHC	Lead 7439-92-1 Potassium perfluorobutane sulfonate 29420-49-3
SCIP	b67daa31-7dca-434d-8290-da7fb52f83a2
Chemical resistance	de.myview.objectmodel.impl.BlockImpl@1c7668be de.myview.objectmodel.impl.BlockImpl@2ffc70ea de.myview.objectmodel.impl.BlockImpl@4290529b de.myview.objectmodel.impl.BlockImpl@6c57b1c6 de.myview.objectmodel.impl.BlockImpl@434b076a de.myview.objectmodel.impl.BlockImpl@ffc44c9 de.myview.objectmodel.impl.BlockImpl@4fb8cb27 de.myview.objectmodel.impl.BlockImpl@1e309a97 de.myview.objectmodel.impl.BlockImpl@5dbbe6c de.myview.objectmodel.impl.BlockImpl@68ec7812 de.myview.objectmodel.impl.BlockImpl@618467db de.myview.objectmodel.impl.BlockImpl@7bfabd5e
RoHS Compliance Status	Compliant with exemption
RoHS Exemption (if applicable/known)	6c

## Approvals

Approvals



ROHS	Conform
UL File Number Search	UL Website
Certificate No. (cURus)	E92202

## Downloads

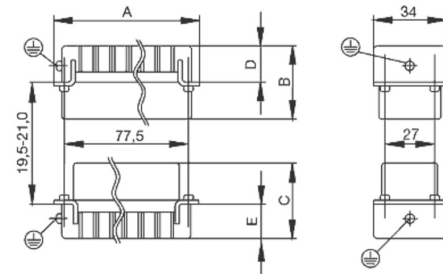
Approval/Certificate/Document of Conformity	<a href="#">Manufacturer's declaration</a>
Engineering Data	<a href="#">CAD data – STEP</a>
Technical Documentation	<a href="#">1745780000 HDC HE 16 FT STP Blatt_1.pdf</a>
Catalogues	<a href="#">Catalogues in PDF-format</a>
Brochures	<a href="#">FL FIELDWIRING EN</a> <a href="#">FL FIELDWIRING EN</a>

**HDC HE 16 FT****Weidmüller Interface GmbH & Co. KG**

Klingenbergstraße 26

D-32758 Detmold

Germany

[www.weidmueller.com](http://www.weidmueller.com)**Drawings**

## HDC HE 16 FT

Weidmüller Interface GmbH &amp; Co. KG

Klingenbergstraße 26


D-32758 Detmold

Germany

www.weidmueller.com

## Accessories

## Slotted screwdriver



VDE insulated slot-head screwdriver, SDI DIN 7437, ISO 2380/2, drive output acc. to DIN 5264, ISO 2380/1. SoftFinish grip

## General ordering data

Type	SDIS 0.6X3.5X100	Version
Order No.	<a href="#">9008390000</a>	Screwdriver, Screwdriver
GTIN (EAN)	4032248056354	
Qty.	1 pc(s).	
Type	SDIS 0.5X3.0X100	Version
Order No.	<a href="#">9008380000</a>	Screwdriver, Screwdriver
GTIN (EAN)	4032248056347	
Qty.	1 pc(s).	
Type	SDIS 0.8X4.0X100	Version
Order No.	<a href="#">9008400000</a>	Screwdriver, Screwdriver
GTIN (EAN)	4032248056361	
Qty.	1 pc(s).	

## DSTV

Various accessories are available for our inserts. This includes coding elements for the inserts.



## General ordering data

Type	DSTV COST4	Version
Order No.	<a href="#">1471300000</a>	Heavy-duty connectors, Accessories, Coding System
GTIN (EAN)	4008190017354	
Qty.	100 pc(s).	
Type	DSTV COBU5	Version
Order No.	<a href="#">1471500000</a>	Heavy-duty connectors, Accessories, Coding element
GTIN (EAN)	4008190178543	
Qty.	100 pc(s).	

**HDC HE 16 FT****Weidmüller Interface GmbH & Co. KG**

Klingenbergstraße 26

D-32758 Detmold

Germany

[www.weidmueller.com](http://www.weidmueller.com)**Accessories****Slotted screwdriver**

Slotted screwdriver with rounded blade SD DIN 5265, ISO 2380/2, output to DIN 5264, ISO 2380/1. ChromTop tip, SoftFinish grip

**General ordering data**

Type	SDS 0.5X3.0X80	Version
Order No.	<a href="#">9008320000</a>	Screwdriver, Screwdriver
GTIN (EAN)	4032248056262	
Qty.	1 pc(s).	
Type	SDS 0.8X4.0X100	Version
Order No.	<a href="#">9008340000</a>	Screwdriver, Screwdriver
GTIN (EAN)	4032248056293	
Qty.	1 pc(s).	
Type	SDS 0.6X3.5X100	Version
Order No.	<a href="#">9008330000</a>	Screwdriver, Screwdriver
GTIN (EAN)	4032248056286	
Qty.	1 pc(s).	

**Crosshead screwdriver Phillips**

VDE insulated crosshead screwdriver, for Phillips screws, SDIK PH DIN 7438, ISO 8764/2-PH, output to ISO 8764-PH, SoftFinish grip

**General ordering data**

Type	SDIK PH1	Version
Order No.	<a href="#">9008570000</a>	Screwdriver, Screwdriver
GTIN (EAN)	4032248056569	
Qty.	1 pc(s).	

**HDC HE 16 FT****Weidmüller Interface GmbH & Co. KG**

Klingenbergstraße 26

D-32758 Detmold

Germany

[www.weidmueller.com](http://www.weidmueller.com)**Accessories****Crosshead screwdriver Phillips**

Crosshead screwdriver, Phillips, SDK PH DIN 5262, ISO 8764/2-PH, output to ISO 8764-PH, ChromTop tip, SoftFinish grip

**General ordering data**

Type	SDK PH1	Version
Order No.	<a href="#">9008480000</a>	Screwdriver, Screwdriver
GTIN (EAN)	4032248056477	
Qty.	1 pc(s).	



# Tightening torques and screwing tools

Screw size	Connector type	Dia. tightening torque in Nm	Recommended blade inserts and AF size for hexagon socket
<b>M 2.5</b>	<b>Signal contacts</b>		
	S 6/6	0.5 - 0.55	SD 0.6 x 3.5 mm or PZ0
	S 6/12	0.5 - 0.55	SD 0.6 x 3.5 mm or PZ0
<b>M 2.9 x 0.5</b>	<b>Fastening screws</b>		
	HQ 4/2	0.8 (plastic) / 1.1 (metal)	SD 0.6 x 3.5 mm or PH0
	HQ 8	0.8 (plastic) / 1.1 (metal)	SD 0.6 x 3.5 mm or PH0
	HQ 17	0.8 (plastic) / 1.1 (metal)	SD 0.6 x 3.5 mm or PH0
<b>M 3</b>	<b>Contact screws</b>		
	HA 3	0.5 - 0.55	SD 0.5 x 3.0 mm
	HA 4	0.5 - 0.55	SD 0.5 x 3.0 mm
	HA 10 bis HA 48	0.5 - 0.55	SD 0.6 x 3.5 mm or PH0
	HE	0.5 - 0.55	SD 0.6 x 3.5 mm or PZ0
	HVE	0.5 - 0.55	SD 0.6 x 3.5 mm or PZ0
	<b>Signal contacts:</b>		
	S 4/2	0.5 - 0.55	SD 0.6 x 3.5 mm or PZ0
	S 4/8	0.5 - 0.55	SD 0.6 x 3.5 mm or PZ0
	<b>PE connection via female contact</b>		
	S 4	0.5 - 0.8	SD 0.6 x 3.5 mm
	ConCept modular frame, metal	0.5 - 0.55	SD 0.6 x 3.5 mm
	<b>PE terminal</b>		
	HQ 5	0.5 - 0.55	SD 0.6 x 3.5 or 0.8 x 4 mm
	HQ 7	0.5 - 0.55	SD 0.6 x 3.5 or 0.8 x 4 mm
	<b>Fastening screws</b>	0.5 - 0.55	SD 0.6 x 3.5 mm or PZ0
	<b>Guide pin</b>	0.5 - 0.55	SD 0.6 x 3.5 mm or PZ0
	<b>Guide bush</b>	0.5 - 0.55	SD 0.6 x 3.5 mm or PZ0
	<b>Coding pins</b>	0.5 - 0.55	SD 0.6 x 3.5 mm or PZ0
<b>M 4</b>	<b>Contact screws</b>		
	HSB	1.2 - 1.5	SD 0.6 x 3.5 or 0.8 x 4 mm or PZ1
	<b>PE connection via male contact</b>		
	S 4	0.5 - 0.8	SD 0.6 x 3.5 mm
	ConCept modular frame, metal	1.2 - 1.5	SD 0.6 x 3.5 mm
	<b>PE terminal</b>		
	HA	1.2 - 1.5	SD 0.6 x 3.5 or 0.8 x 4 mm or PH1
	HE	1.2 - 1.5	SD 0.6 x 3.5 or 0.8 x 4 mm or PH1
	HEE	1.2 - 1.5	SD 0.6 x 3.5 or 0.8 x 4 mm or PH1
	HVE	1.2 - 1.5	SD 0.6 x 3.5 or 0.8 x 4 mm or PH1
	HD	1.2 - 1.5	SD 0.6 x 3.5 or 0.8 x 4 mm or PZ1
	HDD	1.2 - 1.5	SD 0.6 x 3.5 or 0.8 x 4 mm or PZ1
	S 6/6 (for signal contacts)	1.2 - 1.5	0.8 x 4 mm or PZ1
	ConCept modular frame, plastic	1.2 - 1.5	0.8 x 4 mm or PZ1
<b>M 5</b>	<b>PE terminal</b>		
	HSB	2 - 2.5	SD 1 x 5.5 mm or PZ2
	S 4/0 (Screw connection)	2 - 2.5	SD 1.2 x 6.5 mm or PH2
	S 4/0 (Axial screw connection)	2 - 2.5	SD 0.8 x 4 mm or PZ 2
	S 4/2	2 - 2.5	SD 1.2 x 6.5 mm or PH2
	S 4/8	2 - 2.5	SD 1.2 x 6.5 mm or PH2
	S 6/12	2 - 2.5	SD 0.8 x 4 mm or PZ 2
	S 6/36	2 - 2.5	SD 1.2 x 6.5 mm or PH2
	S 8/24	2 - 2.5	SD 1.2 x 6.5 mm or PH2
	S 12/2	2 - 2.5	SD 1.2 x 6.5 mm or PH2
<b>M 6</b>	<b>Power contacts</b>		
	S 4/0 (Screw connection)	1.2 (1.5 mm <sup>2</sup> ) / 2 (2.5 mm <sup>2</sup> ) / 3 (4-16 mm <sup>2</sup> )	SD 0.8 x 4 mm
	S 4/2	1.2 (1.5 mm <sup>2</sup> ) / 2 (2.5 mm <sup>2</sup> ) / 3 (4-16 mm <sup>2</sup> )	SD 0.8 x 4 mm
	S 4/8	1.2 (1.5 mm <sup>2</sup> ) / 2 (2.5 mm <sup>2</sup> ) / 3 (4-16 mm <sup>2</sup> )	SD 0.8 x 4 mm
<b>M 7 x 0.75</b>	<b>Power contacts</b>		
	S 4	1.1 - 1.7	SW 2
	S 6/6 (+ PE)	6 - 8	SW 4
<b>M 8 x 0.75</b>	<b>Power contacts</b>		
	S 6/12	1.1 - 1.7	SW 2
	S 8/0 (+ PE)	6 (10-16 mm <sup>2</sup> ) - 7 (25 mm <sup>2</sup> )	SW 4
<b>M10 x 1</b>	<b>Power contacts</b>		
	S 4/0 (Axial connection)	2 - 3	SW 3

Increasing the tightening torque does not improve the contact resistance. The stated torque settings offer optimal mechanical, thermal and electrical conditions. Exceeding the recommended values may even damage the conductor and terminal.