


**SLD 3.50/26/90G 3.2SN OR BX****Weidmüller Interface GmbH & Co. KG**

Klingenbergstraße 26

D-32758 Detmold

Germany

www.weidmueller.com

**Product image**

Two-tier pin header for wave soldering in 3.50 mm pitch. The connector is available in open, closed and flange versions. The male connectors provide space for labelling and can be coded. Packed in a cardboard box.

**General ordering data**

|              |   |
|--------------|---|
| Version      | PCB plug-in connector, male header, closed side, THT solder connection, 3.50 mm, Number of poles: 26, 90°, Solder pin length (l): 3.2 mm, tinned, orange, Box |
| Order No.    | <a href="#">1633690000</a>  |
| Type         | SLD 3.50/26/90G 3.2SN OR BX   |
| GTIN (EAN)   | 4008190258146   |
| Qty.         | 10 pc(s).   |
| Product data | IEC: 200 V / 10.5 A<br>UL: 300 V / 8 A  |
| Packaging    | Box   |

Creation date July 24, 2024 10:51:02 PM CEST

Catalogue status 13.07.2024 / We reserve the right to make technical changes.

## SLD 3.50/26/90G 3.2SN OR BX

Weidmüller Interface GmbH &amp; Co. KG

Klingenbergstraße 26

D-32758 Detmold

Germany

www.weidmueller.com

## Technical data

## Dimensions and weights

|                          |            |                 |            |
|--------------------------|------------|-----------------|------------|
| Depth                    | 24.7 mm    | Depth (inches)  | 0.972 inch |
| Height                   | 26.5 mm    | Height (inches) | 1.043 inch |
| Height of lowest version | 23.3 mm    | Width           | 46.9 mm    |
| Width (inches)           | 1.846 inch | Net weight      | 17.4 g     |

## System specifications

|  |  |  |                              |
|--|--|--|------------------------------|
| Product family                               | OMNIMATE Signal - series BL/SL 3.50              | Type of connection                         | Board connection             |
| Mounting onto the PCB                        | THT solder connection                            | Pitch in mm (P)                            | 3.5 mm                       |
| Pitch in inches (P)                          | 0.138 "  | Outgoing elbow                             | 90°                          |
| Number of poles                              | 26   | Number of solder pins per pole             | 1                            |
| Solder pin length (l)                        | 3.2 mm   | Solder pin length tolerance                | 0 / -0.3 mm                  |
| Solder pin dimensions                        | d = 1.2 mm, Octagonal                            | Solder pin dimensions = d tolerance        | 0 / -0.03 mm                 |
| Solder eyelet hole diameter (D)              | 1.4 mm   | Solder eyelet hole diameter tolerance (D)+ | 0, 1 mm                      |
| L1 in mm                                     | 42 mm  | L1 in inches                               | 1.654 "                      |
| Number of rows                               | 2  | Pin series quantity                        | 2                            |
| Touch-safe protection acc. to DIN VDE 57 106 | finger-safe plugged/ back-of-hand-safe unplugged | Touch-safe protection acc. to DIN VDE 0470 | IP20 plugged/ IP10 unplugged |
| Volume resistance                            | ≤5 mΩ  | Can be coded                               | Yes                          |
| Plugging force/pole, max.                    | 10 N   | Pulling force/pole, max.                   | 8 N                          |

## Material data

|                                       |                                  |                                       |        |
|---------------------------------------|----------------------------------|---------------------------------------|--------|
| Insulating material                   | PBT                              | Colour                                | orange |
| Colour chart (similar)                | RAL 2000                         | Insulating material group             | IIIa   |
| Comparative Tracking Index (CTI)      | ≥ 200                            | UL 94 flammability rating             | V-0    |
| Contact material                      | Cu-alloy                         | Contact surface                       | tinned |
| Layer structure of solder connection  | 2...3 µm Ni / 5...7 µm Sn glossy | Storage temperature, min.             | -40 °C |
| Storage temperature, max.             | 70 °C                            | Operating temperature, min.           | -50 °C |
| Operating temperature, max.           | 100 °C                           | Temperature range, installation, min. | -30 °C |
| Temperature range, installation, max. | 100 °C                           |                                       |        |

## Rated data acc. to IEC

|   |                        |   |                  |
|---|------------------------|---|------------------|
| tested acc. to standard   | IEC 60664-1, IEC 61984 | Rated current, min. number of poles (Tu=20°C)                         | 10.5 A           |
| Rated current, max. number of poles (Tu=20°C)                             | 8 A                    | Rated current, min. number of poles (Tu=40°C)                         | 9 A              |
| Rated current, max. number of poles (Tu=40°C)                             | 7 A                    | Rated voltage for surge voltage class / pollution degree II/2         | 200 V            |
| Rated voltage for surge voltage class / pollution degree III/2            | 160 V                  | Rated voltage for surge voltage class / pollution degree III/3        | 125 V            |
| Rated impulse voltage for surge voltage class/ pollution degree II/2      | 2.5 kV                 | Rated impulse voltage for surge voltage class/ pollution degree III/2 | 2.5 kV           |
| Rated impulse voltage for surge voltage class/ contamination degree III/3 | 2.5 kV                 | Short-time withstand current resistance                               | 3 x 1s with 80 A |

**SLD 3.50/26/90G 3.2SN OR BX****Weidmüller Interface GmbH & Co. KG**

Klingenbergstraße 26

D-32758 Detmold

Germany

www.weidmueller.com

**Technical data****Rated data acc. to CSA**

Institute (CSA)



Certificate No. (CSA)

154685-1318353

Rated voltage (Use group B / CSA) 300 V

Rated voltage (Use group D / CSA) 300 V

Rated current (Use group B / CSA) 8 A

Rated current (Use group D / CSA) 8 A

Reference to approval values

Specifications are maximum values, details - see approval certificate.

**Rated data acc. to UL 1059**

Institute (UR)



Certificate No. (UR)

E60693

Rated voltage (Use group B / UL 1059) 300 V

Rated voltage (Use group D / UL 1059) 300 V

Rated current (Use group B / UL 1059) 8 A

Rated current (Use group D / UL 1059) 8 A

Reference to approval values

Specifications are maximum values, details - see approval certificate.

**Packing**

|           |        |            |        |
|-----------|--------|------------|--------|
| Packaging | Box    | VPE length | 141 mm |
| VPE width | 107 mm | VPE height | 41 mm  |

**Classifications**

|             |             |             |             |
|-------------|-------------|-------------|-------------|
| ETIM 6.0    | EC002637    | ETIM 7.0    | EC002637    |
| ETIM 8.0    | EC002637    | ETIM 9.0    | EC002637    |
| ECLASS 9.0  | 27-44-04-02 | ECLASS 9.1  | 27-44-04-02 |
| ECLASS 10.0 | 27-44-04-02 | ECLASS 11.0 | 27-46-02-01 |
| ECLASS 12.0 | 27-46-02-01 | ECLASS 13.0 | 27-46-02-01 |

**Environmental Product Compliance**

|                        |                             |
|------------------------|-----------------------------|
| REACH SVHC             | /                           |
| RoHS Compliance Status | Compliant without exemption |

## SLD 3.50/26/90G 3.2SN OR BX

Weidmüller Interface GmbH &amp; Co. KG

Klingenbergstraße 26

D-32758 Detmold

Germany

www.weidmueller.com

## Technical data

## Important note

|                |  |
|----------------|--|
| IPC conformity | Conformity: The products are developed, manufactured and delivered according international recognized standards and norms and comply with the assured properties in the data sheet resp. fulfill decorative properties in accordance with IPC-A-610 "Class 2". Further claims on the products can be evaluated on request.   |
| Notes          | <ul style="list-style-type: none"> <li>• Additional variants on request</li> <li>• Gold-plated contact surfaces on request</li> <li>• Rated current related to rated cross-section &amp; min. No. of poles.</li> <li>• P on drawing = pitch</li> <li>• Rated data refer only to the component itself. Clearance and creepage distances to other components are to be designed in accordance with the relevant application standards.</li> <li>• In accordance with IEC 61984, OMNIMATE-connectors are connectors without breaking capacity (COC). During designated use, connectors are not allowed to be engaged or disengaged when live or under load</li> <li>• Long term storage of the product with average temperature of 50 °C and maximum humidity 70%, 36 months</li> </ul> |

## Approvals

Approvals



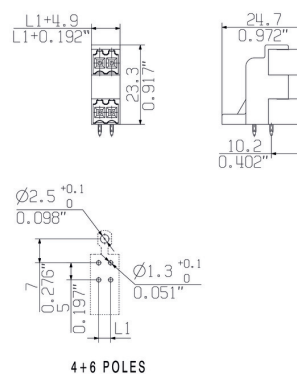
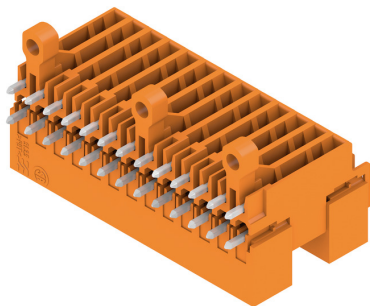
|                       |            |
|-----------------------|------------|
| ROHS                  | Conform    |
| UL File Number Search | UL Website |
| Certificate No. (UR)  | E60693     |

## Downloads

|   |  |
|---|--|
| Approval/Certificate/Document of Conformity | <a href="#">Declaration of the Manufacturer</a>  |
| Engineering Data                            | <a href="#">CAD data – STEP</a>  |
| Catalogues                                  | <a href="#">Catalogues in PDF-format</a>   |
| Brochures                                   | <a href="#">FL DRIVES EN</a><br><a href="#">MB DEVICE MANUF. EN</a><br><a href="#">FL DRIVES DE</a><br><a href="#">FL BUILDING SAFETY EN</a><br><a href="#">FL APPL LED LIGHTING EN</a><br><a href="#">FL INDUSTR.CONTROLS EN</a><br><a href="#">FL MACHINE SAFETY EN</a><br><a href="#">FL HEATING ELECTR EN</a><br><a href="#">FL APPL INVERTER EN</a><br><a href="#">FL BASE STATION EN</a><br><a href="#">FL ELEVATOR EN</a><br><a href="#">FL POWER SUPPLY EN</a><br><a href="#">FL 72H SAMPLE SER EN</a><br><a href="#">PO OMNIMATE EN</a><br><a href="#">PO OMNIMATE EN</a> |

**Weidmüller Interface GmbH & Co. KG**  
Klingenbergstraße 26  
D-32758 Detmold  
Germany

## Drawings



## SLD 3.50/26/90G 3.2SN OR BX

Weidmüller Interface GmbH &amp; Co. KG

Klingenbergstraße 26

D-32758 Detmold

Germany

[www.weidmueller.com](http://www.weidmueller.com)

## Accessories

## Coding elements

**Only connects what is supposed to be connected:  
the right connection at the right place.**

Coding elements and locking devices clearly assign connecting elements during the manufacturing process and operation

The coding elements and locking devices are inserted prior to assembly or during the cable assembly phase. The Weidmüller alternative: configure online using the variant configurator to precode prior to delivery.

Incorrect assembly on the circuit board and incorrect plugging of connecting elements is no longer possible. The advantage: no troubleshooting during manufacture and no operational errors by the user.

## General ordering data

| Type       | BL SL 3.5 KO OR            | Version  | Product data | Packaging |
|------------|----------------------------|--|--------------|-----------|
| Order No.  | <a href="#">1693430000</a> | PCB plug-in connector, Accessories, Coding element, orange, Number |              | Box       |
| GTIN (EAN) | 4008190867447              | of poles: 1  |              |           |
| Qty.       | 100 pc(s).                 |  |              |           |
| Type       | BL SL 3.5 KO SW            | Version  | Product data | Packaging |
| Order No.  | <a href="#">1610100000</a> | PCB plug-in connector, Accessories, Coding element, black, Number  |              | Box       |
| GTIN (EAN) | 4008190187637              | of poles: 1  |              |           |
| Qty.       | 100 pc(s).                 |  |              |           |

## Recommended wave soldering profiles

**Weidmüller Interface GmbH & Co. KG**  
Klingenbergstraße 16  
D-32758 Detmold  
Germany  
Fon: +49 5231 14-0  
Fax: +49 5231 14-292083  
[www.weidmueller.com](http://www.weidmueller.com)

### Single Wave:



### Double Wave:



### Wave soldering profiles

Wired connection elements should be processed in accordance with the DIN EN 61760-1 standard. We have included two recommendations for practical wave soldering profiles, with which Weidmüller PCB terminals and connectors are qualified.

When choosing a suitable profile for your application, the following factors also need to be considered:

- PCB thickness
- Proportion of Cu in the layers
- Single/double-sided assembly
- Product range
- Heating and cooling rates

The single and double wave profiles each indicate the recommended operating range, including the maximum soldering temperature of 260°C. In practice, the maximum soldering temperature is quite often well below the above maximum profile.

We reserve the right to make technical changes.