

DFFC 1.5-2.5 SN E**Weidmüller Interface GmbH & Co. KG**

Klingenbergstraße 26

D-32758 Detmold

Germany

www.weidmueller.com**Product image****For a reliable contact - CB/CS crimp contact.**

The combination of RSV housings and Weidmüller's crimp contacts enable custom adaptations to the specific requirements of your applications.

The following product options are available depending on the system:

- Safe centring of the contacts using the three-segment pin tips
- High contact reliability using four defined contact points
- Locking clasp in the cantilever spring for a secure mount of the contacts in the housing
- Pin contacts with two lengths to implement leading-pin contacts
- Up to 100 plugging cycles (tin version)
- Up to 500 plugging cycles (gold version)

The appropriate high-quality tools from Weidmüller guarantee professional processing.

General ordering data

Version	PCB plug-in connector, Crimp contact, Contact, tinned, Max. clamping range : 2.5 mm ²
Order No.	1567070000
Type	DFFC 1.5-2.5 SN E
GTIN (EAN)	4008190059071
Qty.	250 pc(s).
Product data	
Packaging	Box

DFFC 1.5-2.5 SN E

Weidmüller Interface GmbH & Co. KG

Klingenbergstraße 26

D-32758 Detmold

Germany

www.weidmueller.com

Technical data

Dimensions and weights

Depth	18.8 mm	Depth (inches)	0.74 inch
Height	5.7 mm	Height (inches)	0.224 inch
Width	4.3 mm	Width (inches)	0.169 inch
Net weight	0.41 g		

Material data

Colour	No	Colour chart (similar)	-
Contact base material	Copper alloy	Contact material	Cu-alloy
Contact surface	tinned	Storage temperature, min.	-40 °C
Storage temperature, max.	70 °C	Operating temperature, min.	-50 °C
Operating temperature, max.	100 °C	Temperature range, installation, min.	-25 °C
Temperature range, installation, max.	100 °C		

Conductors suitable for connection

Clamping range, min.	1.5 mm ²	Clamping range, max.	2.5 mm ²
Wire connection cross section AWG, min.	AWG 16	Wire connection cross section AWG, max.	AWG 14
Stranded, min. H07V-R	1.5 mm ²	Stranded, max. H07V-R	2.5 mm ²
Flexible, min. H05(07) V-K	1.5 mm ²	Flexible, max. H05(07) V-K	2.5 mm ²
w. wire end ferrule, DIN 46228 pt 1, min.	0 mm ²	w. wire end ferrule, DIN 46228 pt 1, max.	0 mm ²

Rated data acc. to IEC

tested acc. to standard	IEC 60664-1, IEC 61984	Rated impulse voltage for surge voltage class/ pollution degree III/2	0 kV
Short-time withstand current resistance	3 x 1s with 120 A		

Packing

Packaging	Box	VPE length	98 mm
VPE width	90 mm	VPE height	39 mm

Classifications

ETIM 6.0	EC002943	ETIM 7.0	EC002943
ETIM 8.0	EC002943	ETIM 9.0	EC002943
ECLASS 9.0	27-44-04-92	ECLASS 9.1	27-44-04-92
ECLASS 10.0	27-44-04-92	ECLASS 11.0	27-46-04-03
ECLASS 12.0	27-46-04-03	ECLASS 13.0	27-46-04-03

Environmental Product Compliance

REACH SVHC	/
------------	---

Important note

IPC conformity	Conformity: The products are developed, manufactured and delivered according international recognized standards and norms and comply with the assured properties in the data sheet resp. fulfill decorative properties in accordance with IPC-A-610 "Class 2". Further claims on the products can be evaluated on request.
Notes	<ul style="list-style-type: none"> Long term storage of the product with average temperature of 50 °C and maximum humidity 70%, 36 months

DFFC 1.5-2.5 SN E**Weidmüller Interface GmbH & Co. KG**

Klingenbergstraße 26

D-32758 Detmold

Germany

www.weidmueller.com**Technical data****Approvals**

ROHS	Conform
------	---------

Downloads

Approval/Certificate/Document of Con- formity	Declaration of the Manufacturer
--	---

Catalogues	Catalogues in PDF-format
------------	--

Brochures	FL DRIVES EN MB DEVICE MANUF. EN FL DRIVES DE FL BUILDING SAFETY EN FL APPL LED LIGHTING EN FL INDUSTR.CONTROLS EN FL MACHINE SAFETY EN FL HEATING ELECTR EN FL APPL INVERTER EN FL_BASE_STATION_EN FL ELEVATOR EN FL POWER SUPPLY EN FL 72H SAMPLE SER EN PO OMNIMATE EN PO OMNIMATE EN
-----------	--

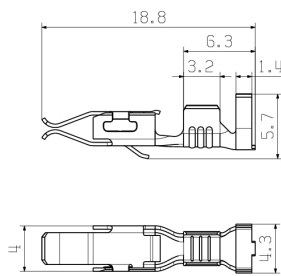
DFFC 1.5-2.5 SN E

Weidmüller Interface GmbH & Co. KG
Klingenbergstraße 26
D-32758 Detmold
Germany

www.weidmueller.com

Drawings

Dimensional drawing



DFFC 1.5-2.5 SN E

Weidmüller Interface GmbH & Co. KG

Klingenbergstraße 26

D-32758 Detmold

Germany

www.weidmueller.com

Accessories

... for Weidmüller DFF and ZRV contacts

**Crimping tools for for turned/stamped contact**

- Ratchet guarantees precise crimping
- Release option in the event of incorrect operation
- With stop for exact positioning of the contacts.

General ordering data

Type	HTF DFF	Version
Order No.	9014140000	Pressing tool, Crimping tool for contacts, 0.22mm ² , 2.5mm ² , B-Crimp
GTIN (EAN)	4008190297305	
Qty.	1 pc(s).	

Auxiliary tools**More intelligent. More efficient. Quicker.**

Auxiliary tools simplify the process of connecting and configuring the connection components:

- Assembly blocks for socket connectors with IDC contacts (type BL-IDC) can be used in machines such as toggle lever presses. All conductors are connected at the same time.
- Unlocking and dismantling tools release the crimp contacts in crimped plug-in connectors (type BLC & BLAC)
- Operating levers open individual clamping points on plug-in tension clamp connectors

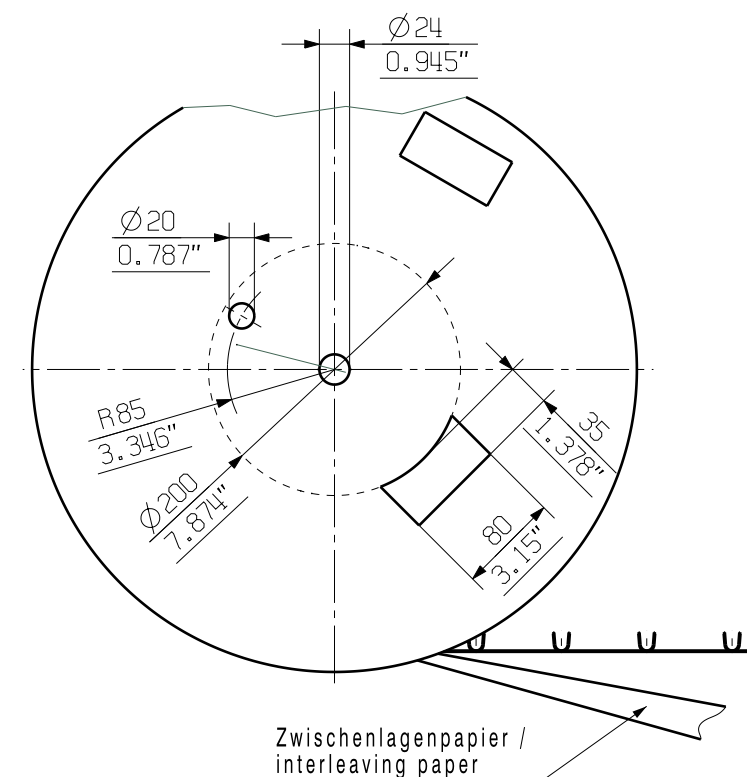
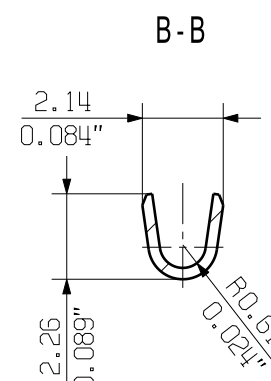
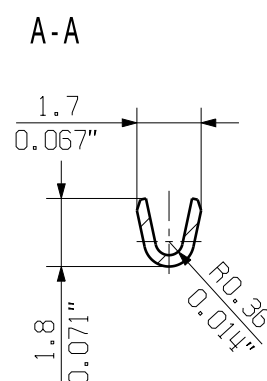
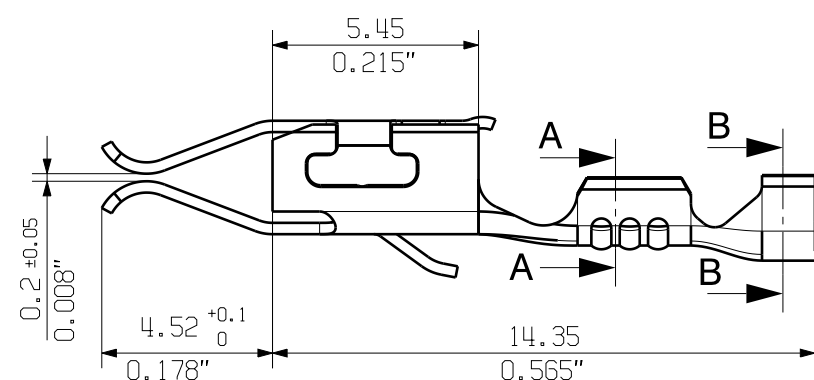
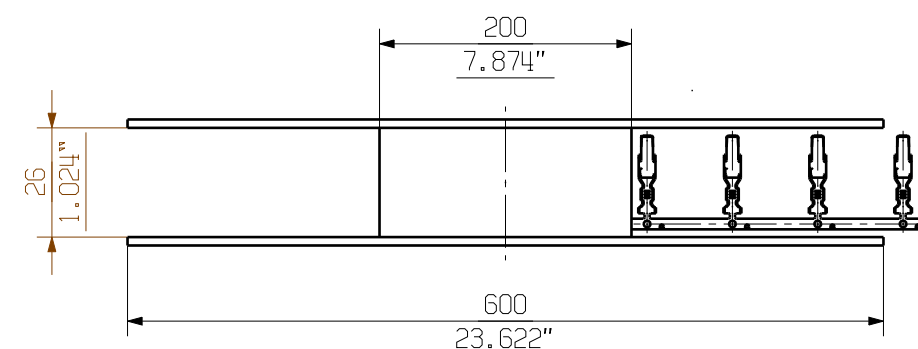
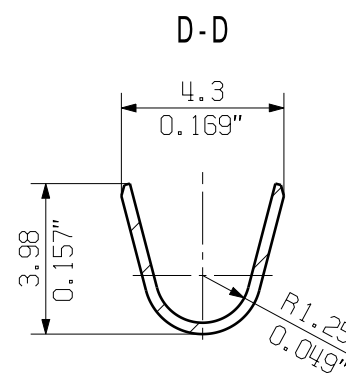
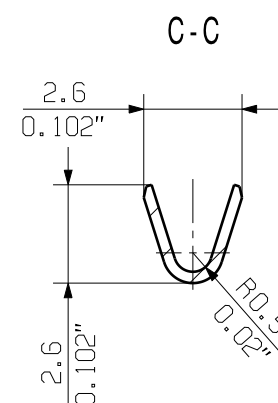
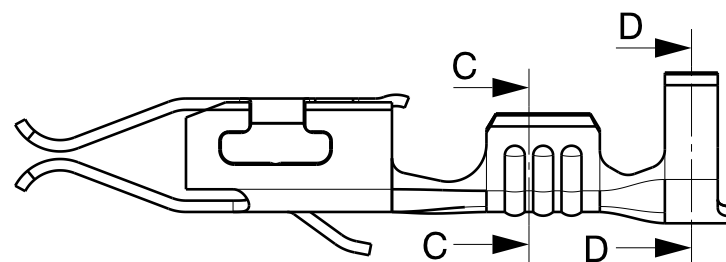
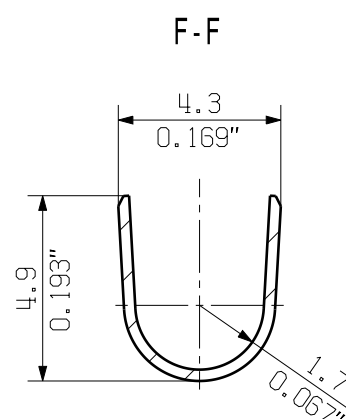
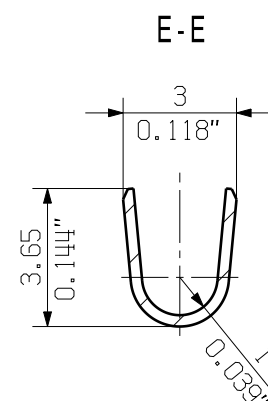
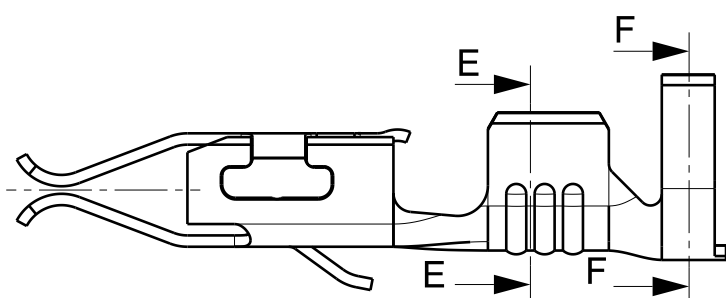
For better, more rapid working progress

The result: efficient, professional working progress.

General ordering data

Type	DFFC EW2	Version	Product data	Packaging
Order No.	1803790000	PCB plug-in connector		Box
GTIN (EAN)	4032248259311			
Qty.	10 pc(s).			



The reproduction, distribution and utilization of this document as well as the communication of its contents to others without explicit authorization is prohibited. Offenders will be held liable for the payment of damages. Weidmüller exclusively reserves the right to file for patents, utility models or designs.

DFFC 0.22-0.35mm²DFFC 0.5-1.0mm²DFFC 1.50-2.50mm²

For the mounting of PCBs, it should be noted that the rated data given in the catalogue relates only to the connection elements. The necessary creepage and clearance paths must be observed in connection with the respective applicant in accordance with VDE 0110. The current-carrying capacity and pitch tolerance is to be determined according to DIN IEC 326 part 3 very fine.

Weidmüller connectors are tested to the DIN VDE 0627 standard, and are valid for its field of application. Provided that the connectors are used to the intended purpose, all requirements with respect to the occurring of electrical, mechanical, thermic and corrosive stress will be satisfied.

1604260000	1604240000	0.22mm ² -0.35mm ²	Au0.8, Ni1-2 u. Sn4±1
1604250000	1604230000		Sn 4-8
1625530000	1625520000	0.50mm ² -1.00mm ²	Ag4±1 u. Sn4±1
1567080000	1540100000		Au0.8, Ni1-2 u. Sn4±1
1567060000	1480000000		Sn 4-8
1625510000	1625500000	1.50mm ² -2.50mm ²	Ag4±1 u. Sn4±1
1567090000	1540200000		Au0.8, Ni1-2 u. Sn4±1
1567070000	1480100000		Sn 4-8
Einzelkontakt/ separate cont.	Bandware / cont. on strip	Leiterquerschnitt / conductor cross-section	Oberfläche finish&surf.
Bestell-Nr. / cat.no.			

GENERAL TOLERANCE: DIN ISO 2768-m	88771/5 23.06.16 HELIS_MA		00	Weidmüller 	Cat.no.: 3 32368 11	
	Modification				Drawing no. Issue no.	
					Sheet 05 of 05 sheets	
		Date	Name	DFFC CRIMPKONTAKT CRIMP CONTACT		
	Drawn	30.03.2007	HERTEL_S			
	Responsible		HERTEL_S			
Scale: 10/1	Checked	26.07.2016	HELIS_MA			
Supersedes: .	Approved		LANG T	Product file: DFFC 7168		