

WPD 107 1X95/2X35+8X25 GY**Weidmüller Interface GmbH & Co. KG**

Klingenbergstraße 26

D-32758 Detmold

Germany

www.weidmueller.com**Product image**

Our WPD 1XX distribution blocks are used in all situations where power is supplied and distributed. Their user-friendly design creates a better overview and enables rapid, efficient implementation of space-saving power distribution.

General ordering data

Version	Potential distributor terminal, Screw connection, Light Grey, 95 mm ² , 270 A, 1000 V, Number of connections: 11, Number of levels: 1, Mounting plate, TS 35, V-O, Wemid
Order No.	1562220000
Type	WPD 107 1X95/2X35+8X25 GY
GTIN (EAN)	4050118385298
Qty.	1 pc(s).

WPD 107 1X95/2X35+8X25 GY

Weidmüller Interface GmbH & Co. KG

Klingenbergstraße 26

D-32758 Detmold

Germany

www.weidmueller.com

Technical data

Dimensions and weights

Depth	54.5 mm	Depth (inches)	2.146 inch
Height	73 mm	Height (inches)	2.874 inch
Width	51 mm	Width (inches)	2.008 inch
Net weight	211 g		

Temperatures

Storage temperature	-25 °C...55 °C	Continuous operating temp., min.	-50 °C
Continuous operating temp., max.	130 °C		

Material data

Material	Wemid	Colour	Light Grey
UL 94 flammability rating	V-0		

Rating data IECEx/ATEX

Certificate No. (ATEX)	CNEX16ATEX0005U	Certificate No. (IECEX)	IECEXCNEX16.0005U
Max. voltage (ATEX)	440 V	Current (ATEX)	232 A
Wire cross section max. (ATEX)	95 mm ²	Max. voltage (IECEX)	440 V
Current (IECEX)	232 A	Marking EN 60079-7	Ex eb II C Gb
Ex 2014/34/EU label	II 2 G D		

System specifications

Version	Screw connection	End cover plate required	No
Number of potentials	1	Number of levels	1
Number of clamping points per level	2	Number of potentials per tier	1
Levels cross-connected internally	Yes	PE connection	No
Rail	Mounting plate, TS 35	N-function	Yes
PE function	No	PEN function	No

Additional technical data

Explosion-tested version	Yes	Installation advice	Terminal rail / mounting plate
Open sides	closed	Type of mounting	Snap-on

CSA rating data

Certificate number (cCSAus)	70128467
-----------------------------	----------

Conductors for clamping (additional connection)

Connection type, additional connection Screw connection

Conductors for clamping (rated connection)

Connection direction	on side	Number of connections	11
Type of connection	Screw connection		

WPD 107 1X95/2X35+8X25 GY

Weidmüller Interface GmbH & Co. KG

Klingenbergstraße 26

D-32758 Detmold

Germany

www.weidmueller.com

Technical data

General

Installation advice	Terminal rail / mounting plate	Number of poles	1
Rail	Mounting plate, TS 35	Standards	IEC 60947-7-1, UL 1059

Rating data

Rated cross-section	95 mm ²	Rated voltage	1,000 V
Rated AC voltage	1,000 V	Rated DC voltage	1,500 V
Rated current	270 A	Standards	IEC 60947-7-1, UL 1059

UL rating data

Certificate No. (cURus)	E60693
-------------------------	--------

Classifications

ETIM 6.0	EC000897	ETIM 7.0	EC000897
ETIM 8.0	EC000897	ETIM 9.0	EC000897
ECLASS 9.0	27-14-11-20	ECLASS 9.1	27-14-11-20
ECLASS 10.0	27-14-11-20	ECLASS 11.0	27-14-11-20
ECLASS 12.0	27-14-11-20	ECLASS 13.0	27-25-01-19
ECLASS 14.0	27-25-01-19		

Environmental Product Compliance

REACH SVHC	Lead 7439-92-1
SCIP	9b5f0838-1f0b-4c14-9fc7-3f5e6ee75be2
RoHS Compliance Status	Compliant with exemption
RoHS Exemption (if applicable/known)	6c

Important note

Product information	The socket complies with flammability class V-2 according to UL94.
---------------------	--

Approvals

Approvals



ROHS	Conform
UL File Number Search	UL Website
Certificate No. (cURus)	E60693

WPD 107 1X95/2X35+8X25 GY**Weidmüller Interface GmbH & Co. KG**

Klingenbergstraße 26

D-32758 Detmold

Germany

www.weidmueller.com**Technical data****Downloads**

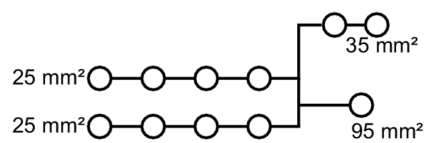
Approval/Certificate/Document of Conformity	Attestation of Conformity
	UKCA Ex Attestation of Conformity
	CB Certificate
	ATEX Certificate
	IECEX Certificate
	CCC Ex Certificate
	DNV Certificate
	UKCA Ex Certificate
	CE Declaration of Conformity
Engineering Data	UKCA declaration of conformity
	Confirmation of Standards EN 45545-2_2020-10
User Documentation	CAD data – STEP
Catalogues	StorageConditionsTerminalBlocks
	DATA SHEET WPD 107
	NTI WPD 107
	Manual - How to connect aluminum wires in WPD-Terminal blocks
	Torque_Conductor_Connection_Data_WPD_EN
Brochures	Drehmoment_Leiteranschlussdaten_WPD_DE
	Catalogues in PDF-format

WPD 107 1X95/2X35+8X25 GY

Weidmüller Interface GmbH & Co. KG
Klingenbergstraße 26
D-32758 Detmold
Germany

www.weidmueller.com

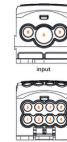
Drawings



Conductor connection data according to IEC 60947-7-1 (Cu)

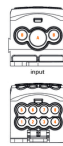
Input	connection point A			
	Copper	Aluminium*	Copper	Aluminium*
35 mm²	14 Nm	14 Nm	22.6 Nm	22.6 Nm
25 mm²	14 Nm	14 Nm	11.3 Nm	11.3 Nm
16 mm²	14 Nm	14 Nm	5.1 Nm	5.1 Nm
10 mm²	14 Nm	14 Nm	2.5 Nm	2.5 Nm
6 mm²	14 Nm	14 Nm	1.3 Nm	1.3 Nm
4 mm²	14 Nm	14 Nm	0.8 Nm	0.8 Nm
2.5 mm²	14 Nm	14 Nm	0.5 Nm	0.5 Nm
1.5 mm²	14 Nm	14 Nm	0.3 Nm	0.3 Nm
Stripping lengths	14 mm	14 mm	12 mm	12 mm
Allen screw	M12	M12	M8	M8

*Values according to UL 1058



Conductor connection data according to UL 1058 (Al+Cu)

Input (line)	connection point A			
	Copper	Aluminium	Copper	Aluminium
AWG 3/0	124 lbf ft	124 lbf ft	200 lbf ft	200 lbf ft
AWG 2/0	124 lbf ft	124 lbf ft	155 A	155 A
AWG 1/0	124 lbf ft	124 lbf ft	115 A	115 A
AWG 2	124 lbf ft	124 lbf ft	85 A	85 A
AWG 4	124 lbf ft	124 lbf ft	55 A	55 A
AWG 6	124 lbf ft	124 lbf ft	35 A	35 A
max. current	200 A	175 A	155 A	155 A
Voltage max IEC (U _N)	600 V	600 V	600 V	600 V

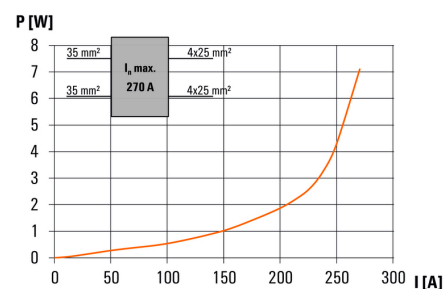
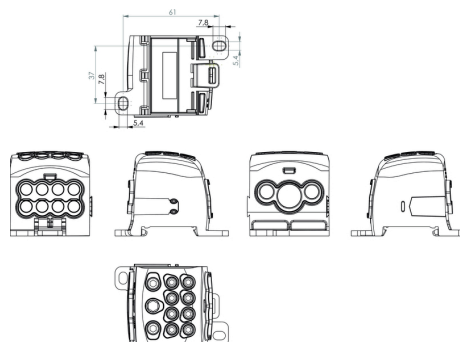
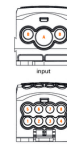


Output (line)	connection point 1-B				connection point B			
	Copper	Aluminium	Copper	Aluminium	Copper	Aluminium	Copper	Aluminium
AWG 2	22.1 lbf ft	22.1 lbf ft	11.3 lbf ft	11.3 lbf ft	5.1 lbf ft	5.1 lbf ft	2.5 lbf ft	2.5 lbf ft
AWG 4	22.1 lbf ft	22.1 lbf ft	5.1 lbf ft	5.1 lbf ft	2.5 lbf ft	2.5 lbf ft	1.3 lbf ft	1.3 lbf ft
AWG 6	22.1 lbf ft	22.1 lbf ft	2.5 lbf ft	2.5 lbf ft	1.3 lbf ft	1.3 lbf ft	0.8 lbf ft	0.8 lbf ft
AWG 8	22.1 lbf ft	22.1 lbf ft	1.3 lbf ft	1.3 lbf ft	0.8 lbf ft	0.8 lbf ft	0.5 lbf ft	0.5 lbf ft
AWG 10	22.1 lbf ft	22.1 lbf ft	0.8 lbf ft	0.8 lbf ft	0.5 lbf ft	0.5 lbf ft	0.3 lbf ft	0.3 lbf ft
AWG 12	22.1 lbf ft	22.1 lbf ft	0.5 lbf ft	0.5 lbf ft	0.3 lbf ft	0.3 lbf ft	0.2 lbf ft	0.2 lbf ft
AWG 14	22.1 lbf ft	22.1 lbf ft	0.3 lbf ft	0.3 lbf ft	0.2 lbf ft	0.2 lbf ft	0.1 lbf ft	0.1 lbf ft
max. current	85 A	85 A	65 A	65 A	55 A	55 A	35 A	35 A
Voltage max IEC (U _N)	600 V	600 V	600 V	600 V	600 V	600 V	600 V	600 V

Stranded Solid Flexible with ferrule

CSA rating data according to CSA 22.2 No. 158

Input	Output	
	CP A	CP B
AWG 3/0	14 Nm	14 Nm
AWG 2/0	14 Nm	14 Nm
AWG 1/0	14 Nm	14 Nm
AWG 2	14 Nm	14 Nm
AWG 4	14 Nm	14 Nm
AWG 6	14 Nm	14 Nm
AWG 8	14 Nm	14 Nm
AWG 10	14 Nm	14 Nm
AWG 12	14 Nm	14 Nm
AWG 14	14 Nm	14 Nm
max. current	200 A	85 A
Voltage max C (CSA)	600 V	600 V
WPD connection point	600 V	600 V



WPD 107 1X95/2X35+8X25 GY**Weidmüller Interface GmbH & Co. KG**

Klingenbergstraße 26

D-32758 Detmold

Germany

www.weidmueller.com**Accessories****Crosshead screwdriver Pozidriv**

Crosshead screwdriver, Pozidriv, SDK PZ DIN 5262, ISO 8764/2-PZ, output to ISO 8764/1-PZ, ChromTop tip, SoftFinish grip

General ordering data

Type	SDK PZ2	Version
Order No.	9008540000	Screwdriver, Screwdriver
GTIN (EAN)	4032248056538	
Qty.	1 pc(s).	

Socket wrench sets

Allen key made from fully hardened, high-alloy chromium-vanadium- steel, acc. to DIN ISO 2936 L (DIN 911), high-quality refined surface.

General ordering data

Type	SKS 2,0-8,0 MR	Version
Order No.	9008870000	socket wrenches
GTIN (EAN)	4032248266623	
Qty.	1 pc(s).	

Power distribution

Screw connection

W-Series

WPD 107 1X95/2X35+8X25 GY

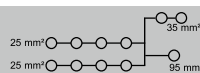


WPD 107

95 mm²

Width / Height / Depth	mm
max. current / max. conductor	A/mm ²
max. clamping range	mm ²

51 / 54,5 / 73
232 / 95
16...95



Technical data

Rated data		
Rated voltage		V
Rated current		A
for wire cross-section	95 mm ²	mm ²
Rated impulse withstand voltage / Pollution severity		
Overvoltage category / UL 94 flammability rating		
Approvals		
Clamped conductors (H05V/H07V)		
Solid / Stranded	95 mm ²	mm ²
	35 mm ²	mm ²
	25 mm ²	mm ²
	95 mm ²	mm ²
Flexible with ferrule	35 mm ²	mm ²
	25 mm ²	mm ²
	95 mm ²	mm/-
	35 mm ²	mm/-
Stripping length / Blade size	25 mm ²	mm ²
	25 mm ²	mm ²
Tightening torque		Nm
Note		

IEC 60947-7-1 (Cu), UL 1059 (Cu+Al)

IEC	UL	CSA	EN 60079-7
1000	600	600	440
232	200	200	232
95	AWG 8...3/0	AWG 8...3/0	95
8 kV / 3			
III / V-0			

Rated connection

16...95 / 16...95
4...35 / 4...35
2.5...25 / 2.5...25
10...70
2.5...25
1.5...16
14 / M12
12 / M8
12 / M6

see appendix at the end of the chapter

Ordering data


Version	
	grey
	blue
	red
	black
Note	

Type	Qty.	Order No.
WPD 107 1x95/2x35+8x25 GY	1	1562220000
WPD 107 1x95/2x35+8x25 BL	1	2521730000
WPD 107 1x95/2x35+8x25 RD	1	2725350000
WPD 107 1x95/2x35+8x25 BK	1	2725450000

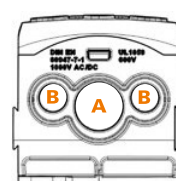
Accessories

End bracket	
	dark beige
	dark beige
Screwdriver	
	SET

Type	Qty.	Order No.
WEW 35/2	100	1061200000
AEB 35 SC/1	50	1991920000
SDK PZ2 X 100	1	2749450000
SK WSD-S 1,5-10,0	1	9008850000







output



input

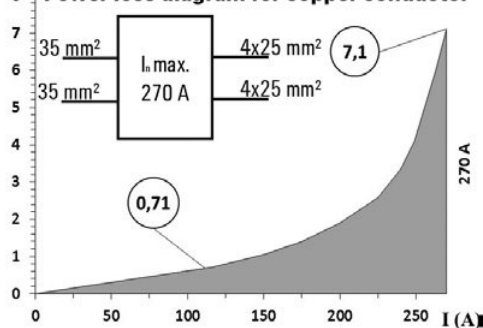
Conductor connection data according to IEC 60947-7-1 (Cu), UL 1059 (Cu+Al P (W)








connection point A				
Input	Copper		Aluminium*	
				
95 mm²	14 Nm			
70 mm²		14 Nm	22,6 Nm	22,6 Nm
50 mm²				
35 mm²				
25 mm²				
16 mm²				
10 mm²				
Stripping lengths	14 mm			
Allen screw	M12			
* Values according to UL 1059				

* Values according to UL 1059

WPD 107

Power loss diagram for copper conductor







Output	connection point 1 - 8				connection point B									
	Copper		Aluminium*		Copper		Aluminium*							
														
35 mm²	2,5 Nm	2,5 Nm	5,1 Nm	5,1 Nm	3,5 Nm	3,5 Nm	11,3 Nm	11,3 Nm						
25 mm²														
16 mm²														
10 mm²														
6 mm²														
4 mm²														
2.5 mm²														
1.5 mm²														
Stripping lengths	12 mm				12 mm									
Allen screw	M6				M8									
* Values according to UL 1059														

* Values according to UL 1059











UL Rating data according to UL 1059

Certificate no. (UR)	XCFR2.E60693			
	connection point A			
Input (line)	Copper		Aluminium	
				
AWG 3/0	124 Lb In.	124 Lb In.	200 Lb In.	200 Lb In.
AWG 2/0				
AWG 1/0				
AWG 2				
AWG 4				
AWG 6				
AWG 8				
max. current	200 A	175 A	155 A	130 A
Voltage size B,C (UR)	600 V			

CSA rating data according to CSA 22.2 No. 158

Certificate No. (CSA)	269832		
	Input	Output	
	CP* A	CP* 1 - 8	CP* B
AWG 3/0	14 Nm.	2,5 Nm	6 Nm
AWG 2/0			
AWG 1/0			
AWG 2			
AWG 4			
AWG 6	200 A	85 A	115 A
AWG 8			
AWG 10			
AWG 12			
AWG 14			
max. current	200 A	85 A	115 A
Voltage size C (CSA)	600 V		

* CP - connection point

output (load)	connection point 1 - 8				connection point B			
	Copper		Aluminium		Copper		Aluminium	
								
AWG 2	22.1 Lb In.	22.1 Lb In.	45.1 Lb In.	45.1 Lb In.	31 Lb In.	31 Lb In.	100 Lb In.	100 Lb In.
AWG 4								
AWG 6								
AWG 8								
AWG 10								
AWG 12								
AWG 14								
AWG 16								
max. current	85 A	65 A	65 A	50 A	115 A	85 A	90 A	65 A
Voltage size B,C (UR)	600 V							

