

WPD 205 2X35/4X25+6X16 2XGY**Weidmüller Interface GmbH & Co. KG**

Klingenbergstraße 26

D-32758 Detmold

Germany

www.weidmueller.com**Product image**

Our WPD 1XX distribution blocks are used in all situations where power is supplied and distributed. Their user-friendly design creates a better overview and enables Rapid, efficient implementation of space-saving power distribution.

General ordering data

Version	Potential distributor terminal, Screw connection, Light Grey, 35 mm ² , 214 A, 1000 V, Number of connections: 12, Number of levels: 1, Mounting plate, TS 35, V-O, Wemid
Order No.	1562180000
Type	WPD 205 2X35/4X25+6X16 2XGY
GTIN (EAN)	4050118385267
Qty.	1 pc(s).

WPD 205 2X35/4X25+6X16 2XGY

Weidmüller Interface GmbH & Co. KG

Klingenbergstraße 26

D-32758 Detmold

Germany

www.weidmueller.com

Technical data

Dimensions and weights

Depth	53.7 mm	Depth (inches)	2.114 inch
Height	70 mm	Height (inches)	2.756 inch
Width	71.2 mm	Width (inches)	2.803 inch
Net weight	288 g		

Temperatures

Storage temperature	-25 °C...55 °C	Continuous operating temp., min.	-50 °C
Continuous operating temp., max.	130 °C		

Material data

Material	Wemid	Colour	Light Grey
UL 94 flammability rating	V-0		

System specifications

Version	Screw connection	End cover plate required	No
Number of potentials	1	Number of levels	1
Number of clamping points per level	2	Number of potentials per tier	1
Levels cross-connected internally	Yes	PE connection	No
Rail	Mounting plate, TS 35	N-function	No
PE function	No	PEN function	No

Additional technical data

Explosion-tested version	Yes	Installation advice	Terminal rail / mounting plate
Open sides	closed	Type of mounting	Snap-on

Conductors for clamping (additional connection)

Connection type, additional connection Screw connection

Conductors for clamping (rated connection)

Connection direction	on side	Number of connections	12
Type of connection	Screw connection		

General

Installation advice	Terminal rail / mounting plate	Number of poles	2
Rail	Mounting plate, TS 35	Standards	IEC 60947-7-1, UL 1059

Rating data

Rated cross-section	35 mm ²	Rated voltage	1,000 V
Rated AC voltage	1,000 V	Rated DC voltage	1,500 V
Rated current	214 A	Standards	IEC 60947-7-1, UL 1059

WPD 205 2X35/4X25+6X16 2XGY

Weidmüller Interface GmbH & Co. KG

Klingenbergstraße 26

D-32758 Detmold

Germany

www.weidmueller.com

Technical data

Classifications

ETIM 6.0	EC000897	ETIM 7.0	EC000897
ETIM 8.0	EC000897	ETIM 9.0	EC000897
ECLASS 9.0	27-14-11-20	ECLASS 9.1	27-14-11-20
ECLASS 10.0	27-14-11-20	ECLASS 11.0	27-14-11-20
ECLASS 12.0	27-14-11-20	ECLASS 13.0	27-25-01-19
ECLASS 14.0	27-25-01-19		

Environmental Product Compliance

REACH SVHC	Lead 7439-92-1
SCIP	9b5f0838-1f0b-4c14-9fc7-3f5e6ee75be2
RoHS Compliance Status	Compliant with exemption
RoHS Exemption (if applicable/known)	6c

Important note

Product information	The socket complies with flammability class V-2 according to UL94.
---------------------	--

Approvals

Approvals



ROHS	Conform
------	---------

Downloads

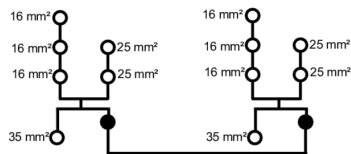
Approval/Certificate/Document of Conformity	UKCA Ex Attestation of Conformity CB Certificate DNV Certificate UKCA Ex Certificate CE Declaration of Conformity UKCA declaration of conformity Confirmation of Standards EN 45545-2_2020-10
Engineering Data	CAD data – STEP
User Documentation	StorageConditionsTerminalBlocks DATA SHEET WPD 205 Manual - How to connect aluminum wires in WPD-Terminal blocks Torque_Conductor_Connection_Data_WPD_EN Drehmoment_Leiteranschlussdaten_WPD_DE
Catalogues	Catalogues in PDF-format
Brochures	

WPD 205 2X35/4X25+6X16 2XGY

Weidmüller Interface GmbH & Co. KG
Klingenbergstraße 26
D-32758 Detmold
Germany

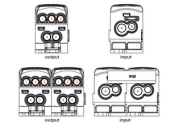
www.weidmueller.com

Drawings



Conductor connection data according to IEC 60947-7-1 (Cu)

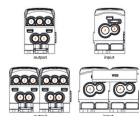
Input	Conductor	Conductor	Conductor
	C 20	C 25	C 35
	C 20	C 25	C 35
	C 20	C 25	C 35
	C 20	C 25	C 35
	C 20	C 25	C 35
	C 20	C 25	C 35
	C 20	C 25	C 35
	C 20	C 25	C 35
	C 20	C 25	C 35
	C 20	C 25	C 35



Input	Conductor	Conductor	Conductor	Conductor	Conductor	Conductor	Conductor
	C 20	C 25	C 35	C 20	C 25	C 35	C 20
	C 20	C 25	C 35	C 20	C 25	C 35	C 20
	C 20	C 25	C 35	C 20	C 25	C 35	C 20
	C 20	C 25	C 35	C 20	C 25	C 35	C 20
	C 20	C 25	C 35	C 20	C 25	C 35	C 20
	C 20	C 25	C 35	C 20	C 25	C 35	C 20
	C 20	C 25	C 35	C 20	C 25	C 35	C 20
	C 20	C 25	C 35	C 20	C 25	C 35	C 20
	C 20	C 25	C 35	C 20	C 25	C 35	C 20
	C 20	C 25	C 35	C 20	C 25	C 35	C 20

Conductor connection data according to UL 1059 (Al+Cu)

Input	Conductor	Conductor	Conductor
	C 20	C 25	C 35
	C 20	C 25	C 35
	C 20	C 25	C 35
	C 20	C 25	C 35
	C 20	C 25	C 35
	C 20	C 25	C 35
	C 20	C 25	C 35
	C 20	C 25	C 35
	C 20	C 25	C 35
	C 20	C 25	C 35



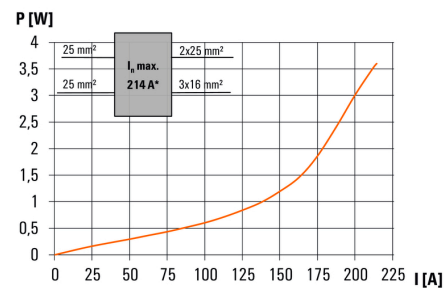
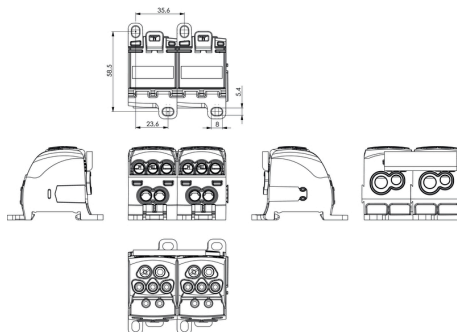
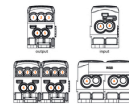
Input	Conductor	Conductor	Conductor	Conductor	Conductor	Conductor	Conductor
	C 20	C 25	C 35	C 20	C 25	C 35	C 20
	C 20	C 25	C 35	C 20	C 25	C 35	C 20
	C 20	C 25	C 35	C 20	C 25	C 35	C 20
	C 20	C 25	C 35	C 20	C 25	C 35	C 20
	C 20	C 25	C 35	C 20	C 25	C 35	C 20
	C 20	C 25	C 35	C 20	C 25	C 35	C 20
	C 20	C 25	C 35	C 20	C 25	C 35	C 20
	C 20	C 25	C 35	C 20	C 25	C 35	C 20
	C 20	C 25	C 35	C 20	C 25	C 35	C 20
	C 20	C 25	C 35	C 20	C 25	C 35	C 20

C 20 C 25 C 35 C 20

Standard Solid Flexible with braid Sector shaped

CSA Rating data according to CSA 22.2 No. 150

Input	Conductor	Conductor	Conductor
	C 20	C 25	C 35
	C 20	C 25	C 35
	C 20	C 25	C 35
	C 20	C 25	C 35
	C 20	C 25	C 35
	C 20	C 25	C 35
	C 20	C 25	C 35
	C 20	C 25	C 35
	C 20	C 25	C 35
	C 20	C 25	C 35



WPD 205 2X35/4X25+6X16 2XGY**Weidmüller Interface GmbH & Co. KG**

Klingenbergstraße 26

D-32758 Detmold

Germany

www.weidmueller.com**Accessories****Crosshead screwdriver Pozidriv**

Crosshead screwdriver, Pozidriv, SDK PZ DIN 5262, ISO 8764/2-PZ, output to ISO 8764/1-PZ, ChromTop tip, SoftFinish grip

General ordering data

Type	SDK PZ2	Version
Order No.	9008540000	Screwdriver, Screwdriver
GTIN (EAN)	4032248056538	
Qty.	1 pc(s).	

Cross connection**General ordering data**

Type	WQB WPD X05/3	Version
Order No.	1561970000	Cross-connector (terminal), Plugged, grey, 135 A, Number of poles: 3,
GTIN (EAN)	4050118367133	Pitch in mm (P): 35.60, Insulated: Yes, Width: 88.4 mm
Qty.	20 pc(s).	

Type	WQB WPD X05/2	Version
Order No.	1561960000	Cross-connector (terminal), Plugged, grey, 135 A, Number of poles: 2,
GTIN (EAN)	4050118367140	Pitch in mm (P): 35.60, Insulated: Yes, Width: 52.8 mm
Qty.	10 pc(s).	

WPD 205 2X35/4X25+6X16 2XGY**Weidmüller Interface GmbH & Co. KG**

Klingenbergstraße 26

D-32758 Detmold

Germany

www.weidmueller.com**Accessories****Socket wrench sets**

Allen key made from fully hardened, high-alloy chromium-vanadium- steel, acc. to DIN ISO 2936 L (DIN 911), high-quality refined surface.

General ordering data

Type	SKS 2,0-8,0 MR	Version
Order No.	9008870000	socket wrenches
GTIN (EAN)	4032248266623	
Qty.	1 pc(s).	

Power distribution

Screw connection

W-Series

WPD 105 1x35+1x16/2x25+3x16



Application range

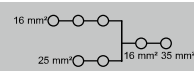
WPD 105

35 mm²



Width / Height / Depth	mm
max. current / max. conductor	A/mm ²
max. clamping range	mm ²

35.6 / 53.7 / 70
125 / 35
2.5...35

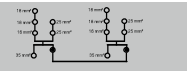


WPD 205

35 mm²



71.2 / 53.7 / 70
125 / 35
2.5...35



Technical data

Rated data		
Rated voltage		V
Rated current		A
for wire cross-section	35 mm ²	mm ²
Rated impulse withstand voltage / Pollution severity		
Overvoltage category / UL 94 flammability rating		
Approvals		
Clamped conductors (H05V/H07V)		
Solid / Stranded	35 mm ²	mm ²
	25 mm ²	mm ²
	16 mm ²	mm ²
	35 mm ²	mm ²
Flexible with ferrule	25 mm ²	mm ²
	16 mm ²	mm ²
	35 mm ²	mm/-
	25 mm ²	mm/-
Stripping length / Blade size	16 mm ²	mm/-
	16 mm ²	mm/-
Tightening torque		Nm
Note		

IEC 60947-7-1 (Cu), UL 1059 (Cu+Al)

IEC	UL	CSA	EN 60079-7
1000	600	600	690
125	115	85	125
35	AWG 12...2	AWG 12...2	35
8 kV / 3			
III / V-0			
Rated connection			
4...35 / 4...35			
2.5...25 / 2.5...25			
1.5...16 / 1.5...16			
2.5...25			
1.5...16			
1.5...10			
19 / M8			
14 / M6			
12 / M6			
see appendix at the end of the chapter			

IEC 60947-7-1 (Cu), UL 1059 (Cu+Al)

IEC	UL	CSA	EN 60079-7
1000	600	600	690
125	115	85	125
35	AWG 12...2	AWG 12...2	35
8 kV / 3			
III / V-0			
Rated connection			
4...35 / 4...35			
2.5...25 / 2.5...25			
1.5...16 / 1.5...16			
2.5...25			
1.5...16			
1.5...10			
19 / M8			
14 / M6			
12 / M6			
see appendix at the end of the chapter			

B

Ordering data

Version	
	grey
	blue
	red
	black
Note	

Type	Qty.	Order No.
WPD 105 1x35+1x16/2x25+3x16 GY	1	1562170000
WPD 105 1x35+1x16/2x25+3x16 BL	1	2518540000
WPD 105 1x35+1x16/2x25+3x16 RD	1	2725310000
WPD 105 1x35+1x16/2x25+3x16 BK	1	2725410000

Type	Qty.	Order No.
WPD 205 2x35/4x25+6x16 2xGY	1	1562180000
WPD 205 2x35/4x25+6x16 2xBL	1	2519470000
WPD 205 2x35/4x25+6x16 2xRD	1	2725320000
WPD 205 2x35/4x25+6x16 2xBK	1	2725420000

Accessories

Cross connection	
	2-pole
	3-pole
End bracket	
	dark beige
	dark beige
Screwdriver	
	SET

Type	Qty.	Order No.
WQB WPD X05/2	20	1561960000
WQB WPD X05/3	20	1561970000
WEW 35/2	100	1061200000
AEB 35 SC/1	50	1991920000
SDK PZ2 X 100	1	2749450000
SK WSD-S 1,5-10,0	1	9008850000

Type	Qty.	Order No.
WEW 35/2	100	1061200000
AEB 35 SC/1	50	1991920000
SDK PZ2 X 100	1	2749450000
SK WSD-S 1,5-10,0	1	9008850000

WPD 305

35 mm²




106.8 / 53.7 / 70
125 / 35
2.5...35



IEC 60947-7-1 (Cu), UL 1059 (Cu+Al)			
IEC	UL	CSA	EN 60079-7
1000	600	600	690
125	115	85	125
35	AWG 12...2	AWG 12...2	35
8 kV / 3			
III / V-0			
Rated connection			
4...35 / 4...35			
2.5...25 / 2.5...25			
1.5...16 / 1.5...16			
2.5...25			
1.5...16			
1.5...10			
19 / M8			
14 / M6			
12 / M6			
see appendix at the end of the chapter			

Type	Qty.	Order No.
WPD 305 3x35/6x25+9x16 3xGY	1	1562190000
WPD 305 3x35/6x25+9x16 3xBL	1	2521770000
WPD 305 3x35/6x25+9x16 3xRD	1	2725330000
WPD 305 3x35/6x25+9x16 3xBK	1	2725430000

Type	Qty.	Order No.
WEW 35/2	100	1061200000
AEB 35 SC/1	50	1991920000
SDK PZ2 X 100	1	2749450000
SK WSD-S 1,5-10,0	1	9008850000



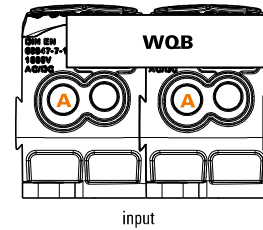
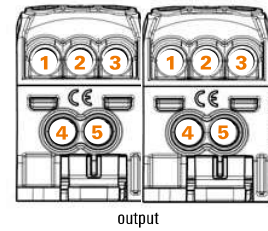
B















Conductor connection data according to IEC 60947-7-1 (Cu), UL 1059 (Cu+Al)

connection point A				
Input	Copper		Aluminium*	
				
35 mm²	3,5 Nm		11,3 Nm	
25 mm²		3,5 Nm		11,3 Nm
16 mm²				
10 mm²				
6 mm²				
4 mm²				
2.5 mm²				
Stripping lengths	19 mm			
Allen screw	M8			
* Values according to UL 1059				

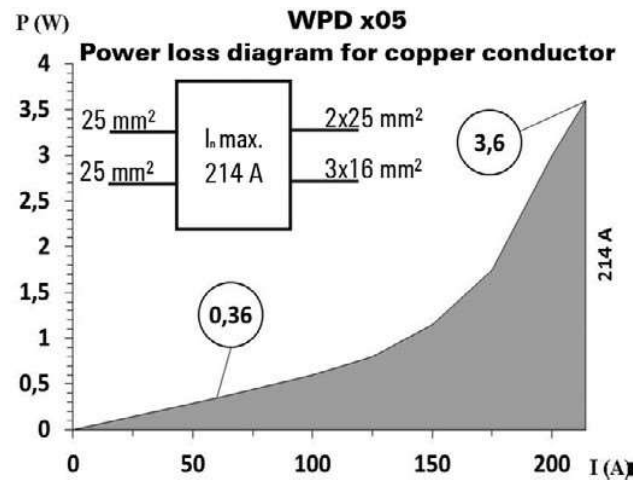
* Values according to UL 1059



Output	connection point 1/2/3				connection point 4/5				connection point B			
	Copper		Aluminium*		Copper		Aluminium*		Copper		Aluminium*	
												
25 mm²	2 Nm	2 Nm	5,1 Nm	2,5 Nm	2,5 Nm	5,1 Nm	5,1 Nm	2,5 Nm	2,5 Nm	5,1 Nm		
16 mm²												
10 mm²												
6 mm²												
4 mm²												
2.5 mm²												
1.5 mm²												
Stripping lengths	12 mm				14 mm				19 mm			
Allen screw	M6				M6				M6			
* Values according to UL 1059												

* Values according to UL 1059

 Stranded
  Solid
  Flexible with ferrule
  Sector shaped



UL Rating data according to UL 1059

Certificate no. (UR)		XCFR2.E60693			
connection point A					
Input (line)	Copper		Aluminium		
					
AWG 2	31 Lb In.		100 Lb In.		
AWG 4				100 Lb In.	
AWG 6					
AWG 8					
AWG 10					
AWG 12					
max. current	115 A	85 A	90 A	65 A	
Voltage size B,C (UR)	600 V				

connection point 1/2/3													connection point 4/5					connection point B				
output (load)	Copper		Aluminium		Copper		Aluminium		Copper		Aluminium											
																						
AWG 4	22.1 Lb In.	22.1 Lb In.	45.1 Lb In.	22.1 Lb In.	22.1 Lb In.	22.1 Lb In.	45.1 Lb In.	45.1 Lb In.	22.1 Lb In.	22.1 Lb In.	45.1 Lb In.	22.1 Lb In.										
AWG 6																						
AWG 8																						
AWG 10																						
AWG 12																						
AWG 14																						
AWG 16																						
max. current	65 A	50 A	50 A	85 A	65 A	65 A	50 A	65 A	50 A	50 A												
Voltage size B,C (UR)	600 V																					



Stranded



Solid



Flexible with ferrule



Sector shaped

CSA-Bemessungsdaten nach CSA 22.2 Nr. 158

Certificate No. (CSA)		269832		
	Input	Output		
	CP* A	CP* 1/2/3	CP* 4/5	CP*B
AWG 4	31 Lb In.			
AWG 4				
AWG 6			22.1 Lb In.	22.1 Lb In.
AWG 8				
AWG 10				
AWG 12				
AWG 14		22.1 Lb In.		22.1 Lb In.
AWG 16				
max. current	115 A	85 A	85 A	85 A
Voltage size C (CSA)	600 V			
* CP - connection point				

B

