

**WPD 105 1X35+1X16/2X25+3X16 GY****Weidmüller Interface GmbH & Co. KG**

Klingenbergstraße 26

D-32758 Detmold

Germany

[www.weidmueller.com](http://www.weidmueller.com)**Product image**

Our WPD 1XX distribution blocks are used in all situations where power is supplied and distributed. Their user-friendly design creates a better overview and enables rapid, efficient implementation of space-saving power distribution.

**General ordering data**

Version	Potential distributor terminal, Screw connection, Light Grey, 35 mm <sup>2</sup> , 214 A, 1000 V, Number of connections: 7, Number of levels: 1, Mounting plate, TS 35, V-O, Wemid
Order No.	<a href="#">1562170000</a>
Type	WPD 105 1X35+1X16/2X25+3X16 GY
GTIN (EAN)	4050118385250
Qty.	1 pc(s).

## WPD 105 1X35+1X16/2X25+3X16 GY

Weidmüller Interface GmbH &amp; Co. KG

Klingenbergstraße 26

D-32758 Detmold

Germany

www.weidmueller.com

## Technical data

## Dimensions and weights

Depth	53.7 mm	Depth (inches)	2.114 inch
Height	70 mm	Height (inches)	2.756 inch
Width	35.6 mm	Width (inches)	1.402 inch
Net weight	138 g		

## Temperatures

Storage temperature	-25 °C...55 °C	Continuous operating temp., min.	-50 °C
Continuous operating temp., max.	130 °C		

## Material data

Material	Wemid	Colour	Light Grey
UL 94 flammability rating	V-0		

## Rating data IECEx/ATEX

Certificate No. (ATEX)	CNEX16ATEX0005U	Certificate No. (IECEX)	IECEXCNEX16.0005U
Max. voltage (ATEX)	690 V	Current (ATEX)	125 A
Wire cross section max. (ATEX)	35 mm <sup>2</sup>	Max. voltage (IECEX)	690 V
Current (IECEX)	125 A		

## System specifications

Version	Screw connection	End cover plate required	No
Number of potentials	1	Number of levels	1
Number of clamping points per level	2	Number of potentials per tier	1
Levels cross-connected internally	Yes	PE connection	No
Rail	Mounting plate, TS 35	N-function	Yes
PE function	No	PEN function	No

## Additional technical data

Explosion-tested version	Yes	Installation advice	Terminal rail / mounting plate
Open sides	closed	Type of mounting	Snap-on

## CSA rating data

Certificate number (cCSAus)	70128467
-----------------------------	----------

## Conductors for clamping (additional connection)

Connection type, additional connection Screw connection

## Conductors for clamping (rated connection)

Connection direction	on side	Number of connections	7
Type of connection	Screw connection		

## General

Installation advice	Terminal rail / mounting plate	Number of poles	1
Rail	Mounting plate, TS 35	Standards	IEC 60947-7-1, UL 1059

Creation date August 28, 2024 7:46:23 AM CEST

**WPD 105 1X35+1X16/2X25+3X16 GY****Weidmüller Interface GmbH & Co. KG**

Klingenbergstraße 26

D-32758 Detmold

Germany

[www.weidmueller.com](http://www.weidmueller.com)**Technical data****Rating data**

Rated cross-section	35 mm <sup>2</sup>	Rated voltage	1,000 V
Rated AC voltage	1,000 V	Rated DC voltage	1,500 V
Rated current	214 A	Standards	IEC 60947-7-1, UL 1059

**UL rating data**

Certificate No. (cURus)	E60693
-------------------------	--------

**Classifications**

ETIM 6.0	EC000897	ETIM 7.0	EC000897
ETIM 8.0	EC000897	ETIM 9.0	EC000897
ECLASS 9.0	27-14-11-20	ECLASS 9.1	27-14-11-20
ECLASS 10.0	27-14-11-20	ECLASS 11.0	27-14-11-20
ECLASS 12.0	27-14-11-20	ECLASS 13.0	27-25-01-19
ECLASS 14.0	27-25-01-19		

**Environmental Product Compliance**

REACH SVHC	Lead 7439-92-1
SCIP	9b5f0838-1f0b-4c14-9fc7-3f5e6ee75be2
RoHS Compliance Status	Compliant with exemption
RoHS Exemption (if applicable/known)	6c

**Important note**

Product information	The socket complies with flammability class V-2 according to UL94.
---------------------	--

**Approvals**

Approvals



ROHS	Conform
UL File Number Search	UL Website
Certificate No. (cURus)	E60693

**WPD 105 1X35+1X16/2X25+3X16 GY****Weidmüller Interface GmbH & Co. KG**

Klingenbergstraße 26

D-32758 Detmold

Germany

[www.weidmueller.com](http://www.weidmueller.com)**Technical data****Downloads**

Approval/Certificate/Document of Conformity	<a href="#">Attestation of Conformity</a>
	<a href="#">UKCA Ex Attestation of Conformity</a>
	<a href="#">CB Certificate</a>
	<a href="#">ATEX Certificate</a>
	<a href="#">IECEX Certificate</a>
	<a href="#">VDE Certificate</a>
	<a href="#">CCC Ex Certificate</a>
	<a href="#">DNV Certificate</a>
	<a href="#">UKCA Ex Certificate</a>
	<a href="#">CE Declaration of Conformity</a>
	<a href="#">UKCA declaration of conformity</a>
Engineering Data	<a href="#">Confirmation of Standards EN 45545-2_2020-10</a>
	<a href="#">CAD data – STEP</a>
User Documentation	<a href="#">StorageConditionsTerminalBlocks</a>
	<a href="#">DATA SHEET WPD 105</a>
	<a href="#">NTI WPD 105</a>
	<a href="#">Manual - How to connect aluminum wires in WPD-Terminal blocks</a>
	<a href="#">Torque_Conductor_Connection_Data_WPD_EN</a>
Catalogues	<a href="#">Drehmoment_Leiteranschlussdaten_WPD_DE</a>
	<a href="#">Catalogues in PDF-format</a>
Brochures	

[www.weidmueller.com](http://www.weidmueller.com)

**WPD 105 1X35+1X16/2X25+3X16 GY****Weidmüller Interface GmbH & Co. KG**

Klingenbergstraße 26

D-32758 Detmold

Germany

[www.weidmueller.com](http://www.weidmueller.com)**Accessories****Socket wrench sets**

Allen key made from fully hardened, high-alloy chromium-vanadium- steel, acc. to DIN ISO 2936 L (DIN 911), high-quality refined surface.

**General ordering data**

Type	SKS 2,0-8,0 MR	Version
Order No.	<a href="#">9008870000</a>	socket wrenches
GTIN (EAN)	4032248266623	
Qty.	1 pc(s).	

**Crosshead screwdriver Pozidriv**

Crosshead screwdriver, Pozidriv, SDK PZ DIN 5262, ISO 8764/2-PZ, output to ISO 8764/1-PZ, ChromTop tip, SoftFinish grip

**General ordering data**

Type	SDK PZ2	Version
Order No.	<a href="#">9008540000</a>	Screwdriver, Screwdriver
GTIN (EAN)	4032248056538	
Qty.	1 pc(s).	

**WPD 105 1X35+1X16/2X25+3X16 GY****Weidmüller Interface GmbH & Co. KG**

Klingenbergstraße 26

D-32758 Detmold

Germany

[www.weidmueller.com](http://www.weidmueller.com)**Accessories****Cross connection****General ordering data**

Type	WQB WPD X05/2	Version
Order No.	<a href="#">1561960000</a>	Cross-connector (terminal), Plugged, grey, 135 A, Number of poles: 2,
GTIN (EAN)	4050118367140	Pitch in mm (P): 35.60, Insulated: Yes, Width: 52.8 mm
Qty.	10 pc(s).	
Type	WQB WPD X05/3	Version
Order No.	<a href="#">1561970000</a>	Cross-connector (terminal), Plugged, grey, 135 A, Number of poles: 3,
GTIN (EAN)	4050118367133	Pitch in mm (P): 35.60, Insulated: Yes, Width: 88.4 mm
Qty.	20 pc(s).	

## Power distribution

### Screw connection

#### W-Series

WPD 105 1x35+1x16/2x25+3x16



Application range

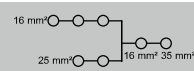
WPD 105

35 mm<sup>2</sup>



Width / Height / Depth	mm
max. current / max. conductor	A/mm <sup>2</sup>
max. clamping range	mm <sup>2</sup>

35.6 / 53.7 / 70  
125 / 35  
2.5...35

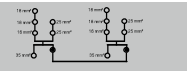


WPD 205

35 mm<sup>2</sup>



71.2 / 53.7 / 70  
125 / 35  
2.5...35



#### Technical data

Rated data		
Rated voltage		V
Rated current		A
for wire cross-section	35 mm <sup>2</sup>	mm <sup>2</sup>
Rated impulse withstand voltage / Pollution severity		
Overvoltage category / UL 94 flammability rating		
Approvals		
Clamped conductors (H05V/H07V)		
Solid / Stranded	35 mm <sup>2</sup>	mm <sup>2</sup>
	25 mm <sup>2</sup>	mm <sup>2</sup>
	16 mm <sup>2</sup>	mm <sup>2</sup>
	35 mm <sup>2</sup>	mm <sup>2</sup>
Flexible with ferrule	25 mm <sup>2</sup>	mm <sup>2</sup>
	16 mm <sup>2</sup>	mm <sup>2</sup>
	35 mm <sup>2</sup>	mm/-
	25 mm <sup>2</sup>	mm/-
Stripping length / Blade size	16 mm <sup>2</sup>	mm/-
	16 mm <sup>2</sup>	mm/-
Tightening torque		Nm
Note		

#### IEC 60947-7-1 (Cu), UL 1059 (Cu+Al)

IEC	UL	CSA	EN 60079-7
1000	600	600	690
125	115	85	125
35	AWG 12...2	AWG 12...2	35
8 kV / 3			
III / V-0			
Rated connection			
4...35 / 4...35			
2.5...25 / 2.5...25			
1.5...16 / 1.5...16			
2.5...25			
1.5...16			
1.5...10			
19 / M8			
14 / M6			
12 / M6			
see appendix at the end of the chapter			

#### IEC 60947-7-1 (Cu), UL 1059 (Cu+Al)

IEC	UL	CSA	EN 60079-7
1000	600	600	690
125	115	85	125
35	AWG 12...2	AWG 12...2	35
8 kV / 3			
III / V-0			
Rated connection			
4...35 / 4...35			
2.5...25 / 2.5...25			
1.5...16 / 1.5...16			
2.5...25			
1.5...16			
1.5...10			
19 / M8			
14 / M6			
12 / M6			
see appendix at the end of the chapter			

#### Ordering data

Version	
	grey
	blue
	red
	black
Note	

Type	Qty.	Order No.
WPD 105 1x35+1x16/2x25+3x16 GY	1	1562170000
WPD 105 1x35+1x16/2x25+3x16 BL	1	2518540000
WPD 105 1x35+1x16/2x25+3x16 RD	1	2725310000
WPD 105 1x35+1x16/2x25+3x16 BK	1	2725410000

Type	Qty.	Order No.
WPD 205 2x35/4x25+6x16 2xGY	1	1562180000
WPD 205 2x35/4x25+6x16 2xBL	1	2519470000
WPD 205 2x35/4x25+6x16 2xRD	1	2725320000
WPD 205 2x35/4x25+6x16 2xBK	1	2725420000

#### Accessories

Cross connection	
	2-pole
	3-pole
End bracket	
	dark beige
	dark beige
Screwdriver	
	SET


Type	Qty.	Order No.
WQB WPD X05/2	20	1561960000
WQB WPD X05/3	20	1561970000
WEW 35/2	100	1061200000
AEB 35 SC/1	50	1991920000
SDK PZ2 X 100	1	2749450000
SK WSD-S 1,5-10,0	1	9008850000

Type	Qty.	Order No.
WEW 35/2	100	1061200000
AEB 35 SC/1	50	1991920000
SDK PZ2 X 100	1	2749450000
SK WSD-S 1,5-10,0	1	9008850000



WPD 305


35 mm<sup>2</sup>



IEC 60947-7-1 (Cu), UL 1059 (Cu+Al)			
IEC	UL	CSA	EN 60079-7
1000	600	600	690
125	115	85	125
35	AWG 12...2	AWG 12...2	35
8 kV / 3			
III / V-0			
Rated connection			
4...35 / 4...35			
2.5...25 / 2.5...25			
1.5...16 / 1.5...16			
2.5...25			
1.5...16			
1.5...10			
19 / M8			
14 / M6			
12 / M6			
see appendix at the end of the chapter			

Type	Qty.	Order No.
WPD 305 3x35/6x25+9x16 3xGY	1	1562190000
WPD 305 3x35/6x25+9x16 3xBL	1	2521770000
WPD 305 3x35/6x25+9x16 3xRD	1	2725330000
WPD 305 3x35/6x25+9x16 3xBK	1	2725430000





Type	Qty.	Order No.
WEW 35/2	100	1061200000
AEB 35 SC/1	50	1991920000
SDK PZ2 X 100	1	2749450000
SK WSD-S 1,5-10,0	1	9008850000

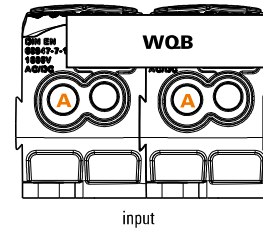
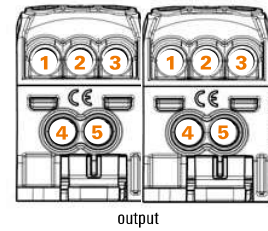












B

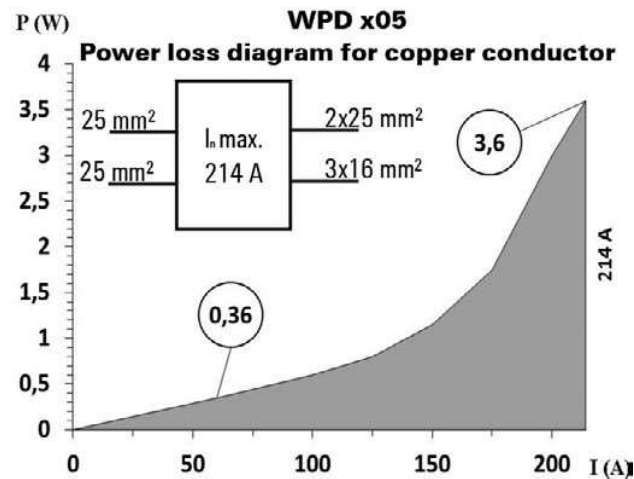


Conductor connection data according to IEC 60947-7-1 (Cu), UL 1059 (Cu+Al)

connection point A				
Input	Copper		Aluminium*	
				
35 mm²	3,5 Nm		11,3 Nm	
25 mm²		3,5 Nm		11,3 Nm
16 mm²				
10 mm²				
6 mm²				
4 mm²				
2.5 mm²				
Stripping lengths	19 mm			
Allen screw	M8			
* Values according to UL 1059				















Output	connection point 1/2/3				connection point 4/5				connection point B												
	Copper		Aluminium*		Copper		Aluminium*		Copper		Aluminium*										
																					
25 mm²	2 Nm	2 Nm	5,1 Nm	2,5 Nm	2,5 Nm	2,5 Nm	5,1 Nm	5,1 Nm	2,5 Nm	2,5 Nm	5,1 Nm										
16 mm²																					
10 mm²																					
6 mm²																					
4 mm²																					
2.5 mm²																					
1.5 mm²																					
Stripping lengths	12 mm				14 mm				19 mm												
Allen screw	M6				M6				M6												
* Values according to UL 1059																					



## UL Rating data according to UL 1059

Certificate no. (UR)		XCFR2.E60693			
connection point A					
Input (line)	Copper		Aluminium		
					
AWG 2	31 Lb In.		100 Lb In.		
AWG 4				100 Lb In.	
AWG 6					
AWG 8					
AWG 10					
AWG 12					
max. current	115 A	85 A	90 A	65 A	
Voltage size B,C (UR)	600 V				

connection point 1/2/3													connection point 4/5				connection point B			
output (load)	Copper		Aluminium		Copper		Aluminium		Copper		Aluminium									
																				
AWG 4	22.1 Lb In.	22.1 Lb In.	45.1 Lb In.	22.1 Lb In.	22.1 Lb In.	22.1 Lb In.	45.1 Lb In.	45.1 Lb In.	22.1 Lb In.	22.1 Lb In.	45.1 Lb In.									
AWG 6																				
AWG 8																				
AWG 10																				
AWG 12																				
AWG 14																				
AWG 16																				
max. current	65 A	50 A	50 A		85 A	65 A	65 A	50 A	65 A	50 A	50 A									
Voltage size B,C (UR)	600 V																			



Stranded



Solid



Flexible with ferrule



Sector shaped

## CSA-Bemessungsdaten nach CSA 22.2 Nr. 158

Certificate No. (CSA)		269832			
	Input	Output			
	CP* A	CP* 1/2/3	CP* 4/5	CP*B	
AWG 4	31 Lb In.		22.1 Lb In.		
AWG 4					
AWG 6					
AWG 8		22.1 Lb In.		22.1 Lb In.	22.1 Lb In.
AWG 10					
AWG 12					
AWG 14					
AWG 16					
max. current	115 A	85 A	85 A	85 A	
Voltage size C (CSA)	600 V				
* CP - connection point					

B

