

**WPD 103 2X70/2X50 BL****Weidmüller Interface GmbH & Co. KG**

Klingenbergstraße 26

D-32758 Detmold

Germany

[www.weidmueller.com](http://www.weidmueller.com)**Product image****Building installation wiring**

For building installations, we offer a complete system that revolves around the 10×3 copper rail and comprises perfectly coordinated components: from installation terminal blocks, neutral conductor terminal blocks and distribution terminal blocks to comprehensive accessories such as busbars and busbar holders.

**General ordering data**

Version	Potential distributor terminal, Screw connection, blue, 70 mm <sup>2</sup> , 300 A, 1000 V, Number of connections: 4, Number of levels: 1, TS 35, V-0, Wemid
Order No.	<a href="#">1561780000</a>
Type	WPD 103 2X70/2X50 BL
GTIN (EAN)	4050118366815
Qty.	3 pc(s).

## WPD 103 2X70/2X50 BL

Weidmüller Interface GmbH &amp; Co. KG

Klingenbergstraße 26

D-32758 Detmold

Germany

www.weidmueller.com

## Technical data

## Dimensions and weights

Depth	53.3 mm	Depth (inches)	2.098 inch
Height	63 mm	Height (inches)	2.48 inch
Width	32.8 mm	Width (inches)	1.291 inch
Net weight	171 g		

## Temperatures

Storage temperature	-25 °C...55 °C	Continuous operating temp., min.	-50 °C
Continuous operating temp., max.	130 °C		

## Material data

Material	Wemid	Colour	blue
UL 94 flammability rating	V-0		

## System specifications

Version	Screw connection	End cover plate required	No
Number of potentials	1	Number of levels	1
Number of clamping points per level	2	Number of potentials per tier	1
Levels cross-connected internally	Yes	PE connection	No
Rail	TS 35	N-function	Yes
PE function	No	PEN function	No

## Additional technical data

Explosion-tested version	Yes	Installation advice	Terminal rail / mounting plate
Open sides	closed	Snap-on	Yes
Type of mounting	Snap-on	With snap-in pegs	Yes

## Conductors for clamping (additional connection)

Connection type, additional connection Screw connection

## Conductors for clamping (rated connection)

Connection direction	on side	Number of connections	4
Type of connection	Screw connection		

## General

Installation advice	Terminal rail / mounting plate	Number of poles	1
Rail	TS 35	Standards	IEC 60947-7-1, IEC 61238-1, VDE 0603-2

## Rating data

Rated cross-section	70 mm <sup>2</sup>	Rated voltage	1,000 V
Rated AC voltage	1,000 V	Rated DC voltage	1,000 V
Rated current	300 A	Standards	IEC 60947-7-1, IEC 61238-1, VDE 0603-2

## WPD 103 2X70/2X50 BL

Weidmüller Interface GmbH &amp; Co. KG

Klingenbergstraße 26

D-32758 Detmold

Germany

www.weidmueller.com

## Technical data

## UL rating data

Certificate No. (cURus)	E60693
-------------------------	--------

## Classifications

ETIM 6.0	EC000897	ETIM 7.0	EC000897
ETIM 8.0	EC000897	ETIM 9.0	EC000897
ECLASS 9.0	27-14-11-20	ECLASS 9.1	27-14-11-20
ECLASS 10.0	27-14-11-20	ECLASS 11.0	27-14-11-20
ECLASS 12.0	27-14-11-20	ECLASS 13.0	27-25-01-19
ECLASS 14.0	27-25-01-19		

## Environmental Product Compliance

REACH SVHC	Lead 7439-92-1
SCIP	9b5f0838-1f0b-4c14-9fc7-3f5e6ee75be2
RoHS Compliance Status	Compliant with exemption
RoHS Exemption (if applicable/known)	6c

## Approvals

Approvals



ROHS	Conform
UL File Number Search	UL Website
Certificate No. (cURus)	E60693

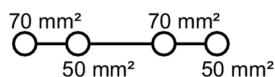
## Downloads

Approval/Certificate/Document of Conformity	<a href="#">CB Certificate</a> <a href="#">VDE Certificate</a> <a href="#">VDE Certificate</a> <a href="#">DNV Certificate</a> <a href="#">CE Declaration of Conformity</a> <a href="#">UKCA declaration of conformity</a> <a href="#">Confirmation of Standards EN 45545-2_2020-10</a>
Engineering Data	<a href="#">CAD data – STEP</a>
User Documentation	<a href="#">StorageConditionsTerminalBlocks</a> <a href="#">DATA SHEET WPD 103</a> <a href="#">Manual - How to connect aluminum wires in WPD-Terminal blocks</a> <a href="#">Torque_Conductor_Connection_Data_WPD_EN</a> <a href="#">Drehmoment_Leiteranschlussdaten_WPD_DE</a>
Catalogues	<a href="#">Catalogues in PDF-format</a>
Brochures	




































**WPD 103 2X70/2X50 BL**




**Weidmüller Interface GmbH & Co. KG**  
Klingenbergstraße 26  
D-32758 Detmold  
Germany

[www.weidmueller.com](http://www.weidmueller.com)




































**Drawings**




CSA Rating data according to CSA 22.2 No. 158

Certificate no. (cURus)		XCFR2 E60893			
Input (line)		Line		Load	
		Copper	Aluminum	Copper	Aluminum
AWG 4					
AWG 6					
AWG 8					
AWG 10					
AWG 12					
AWG 14					
AWG 16					
max. current		160 A	150 A	135 A	115 A
Voltage size B.C. (UR)		600 V			




































 Stranded  Solid  Flexible with ferrule




Conductor connection data according to UL 1059 (Al+Cu)

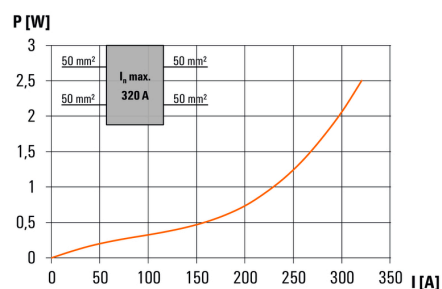
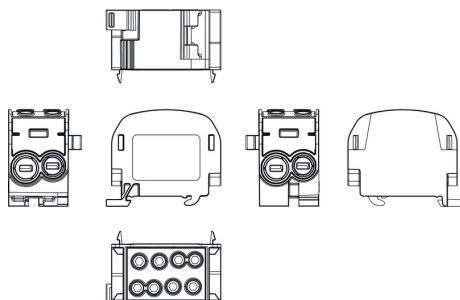
Certificate no. (UR)		XCFR2 E60893			
Input (line)		Line		Load	
		Copper	Aluminum	Copper	Aluminum
AWG 4					
AWG 6					
AWG 8					
AWG 10					
AWG 12					
AWG 14					
AWG 16					
max. current		160 A	150 A	135 A	115 A
Voltage size B.C. (UR)		600 V			

 Stranded  Solid  Flexible with ferrule

CSA Rating data according to CSA 22.2 No. 158

Certificate no. (cURus)		XCFR2 E60893			
Input (line)		Line		Load	
		Copper	Aluminum	Copper	Aluminum
AWG 4					
AWG 6					
AWG 8					
AWG 10					
AWG 12					
AWG 14					
AWG 16					
max. current		160 A	150 A	135 A	115 A
Voltage size B.C. (UR)		600 V			

 Stranded  Solid  Flexible with ferrule



## WPD 103 2X70/2X50 BL

**Weidmüller Interface GmbH & Co. KG**

Klingenbergstraße 26

D-32758 Detmold

Germany

[www.weidmueller.com](http://www.weidmueller.com)

## Accessories

### Marker holder



The marker holder offer the possibility of additional mounting of standard markers with a pitch of 5 or 5.1 mm. The angled holders can be optionally snapped together and could be mounted in all standard marking channels of the Klippon® Connect modular terminal blocks. Fitting marker types could be found under the respective accessories of the designation marking holder.

### General ordering data

Type	BZT 1 ZA WS 10/5	Version
Order No.	<a href="#">1805520000</a>	Accessories, Marker holder
GTIN (EAN)	4032248270248	
Qty.	100 pc(s).	
Type	BZT 1 WS 10/5	Version
Order No.	<a href="#">1805490000</a>	Accessories, Marker holder
GTIN (EAN)	4032248270231	
Qty.	100 pc(s).	

### Socket wrench sets



Allen key made from fully hardened, high-alloy chromium-vanadium- steel, acc. to DIN ISO 2936 L (DIN 911), high-quality refined surface.

### General ordering data

Type	SKS 2,0-8,0 MR	Version
Order No.	<a href="#">9008870000</a>	socket wrenches
GTIN (EAN)	4032248266623	
Qty.	1 pc(s).	

## WPD 103 2X70/2X50 BL

Weidmüller Interface GmbH &amp; Co. KG

Klingenbergstraße 26

D-32758 Detmold

Germany

www.weidmueller.com

## Accessories

## Blank



SlimFix X are halogen-free conductor and cable markers with a space-saving design. The markers can be fitted even after the conductor has been installed. SlimFix is an acknowledged and approved marker type in traffic engineering. The SF tool allows easy installation even in case of small markers.

- Halogen-free material
- Approved and accredited markers for traffic engineering applications, etc.
- Has to be fixed with cable ties if the conductor cross-section is larger than 16.0 mm<sup>2</sup>
- Markers in proven MultiCard format

**For custom printing:** Please send us a file of our labeling software M-Print PRO or M-Print PRO Online (without installation) for your labeling specifications.

## General ordering data

Type	SFX 30/60 MC NE WS	Version
Order No.	<a href="#">1083230000</a>	SlimFix X, Conductor and cable markers, 7 - 40 mm, 60 x 30 mm,
GTIN (EAN)	4032248846948	white
Qty.	30 pc(s).	

## V2



SlimFix X are halogen-free conductor and cable markers with a space-saving design. The markers can be fitted even after the conductor has been installed. SlimFix is an acknowledged and approved marker type in traffic engineering. The SF tool allows easy installation even in case of small markers.

- Halogen-free material
- Approved and accredited markers for traffic engineering applications, etc.
- Has to be fixed with cable ties if the conductor cross-section is larger than 16.0 mm<sup>2</sup>
- Markers in proven MultiCard format

**For custom printing:** Please send us a file of our labeling software M-Print PRO or M-Print PRO Online (without installation) for your labeling specifications.

## General ordering data

Type	SFX 11/60 MC NE WS	Version
Order No.	<a href="#">1860120000</a>	SlimFix X, Conductor and cable markers, 7 - 40 mm, 60 x 11 mm,
GTIN (EAN)	4032248416554	white
Qty.	60 pc(s).	

**WPD 103 2X70/2X50 BL****Weidmüller Interface GmbH & Co. KG**

Klingenbergstraße 26

D-32758 Detmold

Germany

[www.weidmueller.com](http://www.weidmueller.com)**Accessories****Blank**

SlimFix X are halogen-free conductor and cable markers with a space-saving design. The markers can be fitted even after the conductor has been installed. SlimFix is an acknowledged and approved marker type in traffic engineering. The SF tool allows easy installation even in case of small markers.

- Halogen-free material
- Approved and accredited markers for traffic engineering applications, etc.
- Has to be fixed with cable ties if the conductor cross-section is larger than 16.0 mm<sup>2</sup>
- Markers in proven MultiCard format

**For custom printing:** Please send us a file of our labeling software M-Print PRO or M-Print PRO Online (without installation) for your labeling specifications.

**General ordering data**

Type	SFX 10/60 S MC NE WS	Version
Order No.	<a href="#">1248810000</a>	SlimFix X, Conductor and cable markers, 7 - 40 mm, 60 x 13.62 mm,
GTIN (EAN)	4050118039115	white
Qty.	50 pc(s).	

## Power distribution

### Screw connection

#### W-Series

#### WPD 103 2X70/2X50 GY



WPD 103

70 mm<sup>2</sup>

Width / Height / Depth	mm
max. current / max. conductor	A/mm <sup>2</sup>
max. clamping range	mm <sup>2</sup>

32.9 / 53.1 / 63  
192 / 70  
6...70



#### Technical data

Rated data		
Rated voltage		V
Rated current		A
for wire cross-section	70 mm <sup>2</sup>	mm <sup>2</sup>
Rated impulse withstand voltage / Pollution severity		
Overvoltage category / UL 94 flammability rating		
Approvals		
Clamped conductors (H05V/H07V)		
Solid / Stranded	70 mm <sup>2</sup>	mm <sup>2</sup>
	50 mm <sup>2</sup>	mm <sup>2</sup>
Flexible with ferrule	70 mm <sup>2</sup>	mm <sup>2</sup>
	50 mm <sup>2</sup>	mm <sup>2</sup>
Stripping length / Blade size	70 mm <sup>2</sup>	mm/-
	50 mm <sup>2</sup>	mm/-
Tightening torque		Nm
Note		

#### IEC 60947-7-1, DIN EN 6063-3-1

IEC	UL	CSA	EN 60079-7
1000	600	600	
192	160	160	
70	AWG 10...2/0	AWG 10...2/0	
	8 kV / 3		
	III / V-0		

#### Rated connection

10...70 / 4...35
10...50 / 10...50
6...50
6...50
25 / M10 (SW 4)
20 / M8 (SW 4)
see appendix at the end of the chapter



B

#### Ordering data

Version		
	light grey	
	blue	
	green	
	brown	
	black	
Note		

Type	Qty.	Order No.
WPD 103 2X70/2X50 GY	3	1561770000
WPD 103 2X70/2X50 BL	3	1561780000
WPD 103 2X70/2X50 GN	3	1561790000
WPD 103 2X70/2X50 BN	3	1561820000
WPD 103 2X70/2X50 BK	3	1561830000







#### Accessories

End bracket		
	dark beige	
	dark beige	
Screwdriver		
	SET	

Type	Qty.	Order No.
WEW 35/2	100	1061200000
AEB 35 SC/1	50	1991920000
SK WSD-S 1,5-10,0	1	9008850000



Conductor connection data according to VDE 0603-2 (Cu), IEC 61238-1 Class A (Al)

Input (x2) / Output (x2)	Copper		Aluminium	Input (x2) / Output (x2)	Copper		Aluminium
2x70 mm <sup>2</sup> (round conductor)				2x90 mm <sup>2</sup> (round conductor)			
70 mm <sup>2</sup>	10 Nm	10 Nm	18 Nm	70 mm <sup>2</sup>	6 Nm	6 Nm	
50 mm <sup>2</sup>			10 Nm	50 mm <sup>2</sup>			10 Nm
35 mm <sup>2</sup>			8 Nm	35 mm <sup>2</sup>			8 Nm
25 mm <sup>2</sup>			6 Nm	25 mm <sup>2</sup>			6 Nm
16 mm <sup>2</sup>			4 Nm	16 mm <sup>2</sup>			4 Nm
10 mm <sup>2</sup>				10 mm <sup>2</sup>			
6 mm <sup>2</sup>				6 mm <sup>2</sup>			
4 mm <sup>2</sup>				4 mm <sup>2</sup>			
Stripping lengths	25 mm			Stripping lengths	20 mm		
screw	M10 (SW 4 mm)			screw	M8 (SW 4 mm)		

 Stranded       Solid       Flexible with ferrule

CSA rating data according to CSA 22.2 No. 158

Certificate No. (cURus)	XCFR8.E60693	
Voltage size B,C (cURus) - Cu	600 V	
	Current size B,C (cURus) - CU / CU / Tightening torque	
	Line	Load
AWG 2/0	160 A / 10 Nm	
AWG 1/0		
AWG 2		
AWG 4		150 A / 6 Nm
AWG 6		
AWG 8		
AWG 10		

Voltage size C (cURus) - AL	600 V	
	Current size B,C (cURus) - AL / AL / Tightening torque	
	Line	Load
AWG 2/0	135 A / 18 Nm	
AWG 1/0	120 A / 10 Nm	135 A / 10 Nm
AWG 2	90 A / 8 Nm	120 A / 10 Nm
AWG 4	65 A / 6 Nm	90 A / 8 Nm
AWG 6	50 A / 4 Nm	
AWG 8		
AWG 10		

