

**WPD 102 2X35/2X25 BK****Weidmüller Interface GmbH & Co. KG**

Klingenbergstraße 26

D-32758 Detmold

Germany

[www.weidmueller.com](http://www.weidmueller.com)**Product image****Building installation wiring**

For building installations, we offer a complete system that revolves around the 10×3 copper rail and comprises perfectly coordinated components: from installation terminal blocks, neutral conductor terminal blocks and distribution terminal blocks to comprehensive accessories such as busbars and busbar holders.

**General ordering data**

Version	Potential distributor terminal, Screw connection, 1000 V, 202 A, Number of poles: 1, black
Order No.	<a href="#">1561630000</a>
Type	WPD 102 2X35/2X25 BK
GTIN (EAN)	4050118384888
Qty.	5 pc(s).

## WPD 102 2X35/2X25 BK

Weidmüller Interface GmbH &amp; Co. KG

Klingenbergstraße 26

D-32758 Detmold

Germany

www.weidmueller.com

## Technical data

## Dimensions and weights

Depth	49.3 mm	Depth (inches)	1.941 inch
Height	55.4 mm	Height (inches)	2.181 inch
Width	22.2 mm	Width (inches)	0.874 inch
Net weight	92 g		

## Temperatures

Storage temperature	-25 °C...55 °C	Continuous operating temp., min.	-50 °C
Continuous operating temp., max.	130 °C		

## Material data

Material	Wemid	Colour	black
UL 94 flammability rating	V-0		

## System specifications

Version	Screw connection	End cover plate required	No
Number of potentials	1	Number of levels	1
Number of clamping points per level	2	Number of potentials per tier	1
Levels cross-connected internally	Yes	PE connection	No
N-function	No	PE function	No
PEN function	No		

## Additional technical data

Explosion-tested version	Yes	Installation advice	Terminal rail / mounting plate
Open sides	closed	Snap-on	Yes
Type of mounting	Snap-on	With snap-in pegs	Yes

## Conductors for clamping (additional connection)

Connection type, additional connection Screw connection

## Conductors for clamping (rated connection)

Connection direction	on side	Type of connection	Screw connection
----------------------	---------	--------------------	------------------

## General

Installation advice	Terminal rail / mounting plate	Number of poles	1
Standards	IEC 60947-7-1, IEC 61238-1, VDE 0603-2		

## Rating data

Rated voltage	1,000 V	Rated AC voltage	1,000 V
Rated DC voltage	1,000 V	Rated current	202 A
Standards	IEC 60947-7-1, IEC 61238-1, VDE 0603-2		

## WPD 102 2X35/2X25 BK

Weidmüller Interface GmbH &amp; Co. KG

Klingenbergstraße 26

D-32758 Detmold

Germany

www.weidmueller.com

## Technical data

## UL rating data

Certificate No. (cURus)	E60693
-------------------------	--------

## Classifications

ETIM 6.0	EC000897	ETIM 7.0	EC000897
ETIM 8.0	EC000897	ETIM 9.0	EC000897
ECLASS 9.0	27-14-11-20	ECLASS 9.1	27-14-11-20
ECLASS 10.0	27-14-11-20	ECLASS 11.0	27-14-11-20
ECLASS 12.0	27-14-11-20	ECLASS 13.0	27-25-01-19

## Environmental Product Compliance

REACH SVHC	Lead 7439-92-1
SCIP	9b5f0838-1f0b-4c14-9fc7-3f5e6ee75be2

## Approvals

Approvals



ROHS	Conform
UL File Number Search	UL Website
Certificate No. (cURus)	E60693

## Downloads

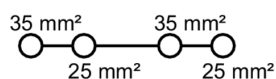
Approval/Certificate/Document of Conformity	<a href="#">CB Certificate</a> <a href="#">VDE Certificate</a> <a href="#">VDE Certificate</a> <a href="#">DNV Certificate</a> <a href="#">CE Declaration of Conformity</a> <a href="#">UKCA declaration of conformity</a> <a href="#">Confirmation of Standards EN 45545-2_2020-10</a>
Engineering Data	<a href="#">CAD data – STEP</a>
User Documentation	<a href="#">StorageConditionsTerminalBlocks</a> <a href="#">DATA SHEET WPD X02</a>
Catalogues	<a href="#">Catalogues in PDF-format</a>
Brochures	

## WPD 102 2X35/2X25 BK

**Weidmüller Interface GmbH & Co. KG**  
Klingenbergstraße 26  
D-32758 Detmold  
Germany

[www.weidmueller.com](http://www.weidmueller.com)

# Drawings



## WPD 102 2X35/2X25 BK

Weidmüller Interface GmbH &amp; Co. KG

Klingenbergstraße 26

D-32758 Detmold

Germany

www.weidmueller.com

## Accessories

## Crosshead screwdriver Pozidriv



Crosshead screwdriver, Pozidriv, SDK PZ DIN 5262, ISO 8764/2-PZ, output to ISO 8764/1-PZ, ChromTop tip, SoftFinish grip

## General ordering data

Type	SDK PZ2	Version
Order No.	<a href="#">9008540000</a>	Screwdriver, Screwdriver
GTIN (EAN)	4032248056538	
Qty.	1 pc(s).	

## V2



SlimFix X are halogen-free conductor and cable markers with a space-saving design. The markers can be fitted even after the conductor has been installed. SlimFix is an acknowledged and approved marker type in traffic engineering. The SF tool allows easy installation even in case of small markers.

- Halogen-free material
- Approved and accredited markers for traffic engineering applications, etc.
- Has to be fixed with cable ties if the conductor cross-section is larger than 16.0 mm<sup>2</sup>
- Markers in proven MultiCard format

**For custom printing:** Please send us a file of our labeling software M-Print PRO or M-Print PRO Online (without installation) for your labeling specifications.

## General ordering data

Type	SFX 9/24 MC NE WS V2	Version
Order No.	<a href="#">1852490000</a>	SlimFix X, Conductor and cable markers, 7 - 40 mm, 24 x 15 mm,
GTIN (EAN)	4032248385461	white
Qty.	160 pc(s).	

## WPD 102 2X35/2X25 BK

Weidmüller Interface GmbH &amp; Co. KG

Klingenbergstraße 26


D-32758 Detmold

Germany

www.weidmueller.com

## Accessories

## V2



SlimFix X are halogen-free conductor and cable markers with a space-saving design. The markers can be fitted even after the conductor has been installed. SlimFix is an acknowledged and approved marker type in traffic engineering. The SF tool allows easy installation even in case of small markers.

- Halogen-free material
- Approved and accredited markers for traffic engineering applications, etc.
- Has to be fixed with cable ties if the conductor cross-section is larger than 16.0 mm<sup>2</sup>
- Markers in proven MultiCard format

**For custom printing:** Please send us a file of our labeling software M-Print PRO or M-Print PRO Online (without installation) for your labeling specifications.

## General ordering data

Type	SFX 10/23 MC NE WS V2	Version
Order No.	<a href="#">1852390000</a>	SlimFix X, Conductor and cable markers, 7 - 40 mm, 23 x 11 mm,
GTIN (EAN)	4032248385362	white
Qty.	160 pc(s).	

## Marker holder



The marker holder offer the possibility of additional mounting of standard markers with a pitch of 5 or 5.1 mm. The angled holders can be optionally snapped together and could be mounted in all standard marking channels of the Klippon<sup>®</sup> Connect modular terminal blocks. Fitting marker types could be found under the respective accessories of the designation marking holder.

## General ordering data

Type	BZT 1 WS 10/5	Version
Order No.	<a href="#">1805490000</a>	Accessories, Marker holder
GTIN (EAN)	4032248270231	
Qty.	100 pc(s).	

Type	BZT 1 ZA WS 10/5	Version
Order No.	<a href="#">1805520000</a>	Accessories, Marker holder
GTIN (EAN)	4032248270248	
Qty.	100 pc(s).	

**WPD 102 2X35/2X25 BK****Weidmüller Interface GmbH & Co. KG**

Klingenbergstraße 26

D-32758 Detmold

Germany

[www.weidmueller.com](http://www.weidmueller.com)**Accessories****Blank**

SlimFix X are halogen-free conductor and cable markers with a space-saving design. The markers can be fitted even after the conductor has been installed. SlimFix is an acknowledged and approved marker type in traffic engineering. The SF tool allows easy installation even in case of small markers.

- Halogen-free material
- Approved and accredited markers for traffic engineering applications, etc.
- Has to be fixed with cable ties if the conductor cross-section is larger than 16.0 mm<sup>2</sup>
- Markers in proven MultiCard format

**For custom printing:** Please send us a file of our labeling software M-Print PRO or M-Print PRO Online (without installation) for your labeling specifications.

**General ordering data**

Type	SFX 9/24 S MC NE WS	Version
Order No.	<a href="#">1323440000</a>	SlimFix X, Conductor and cable markers, 7 - 40 mm, 24 x 13.62 mm,
GTIN (EAN)	4050118125894	white
Qty.	120 pc(s).	

**V2**

SlimFix X are halogen-free conductor and cable markers with a space-saving design. The markers can be fitted even after the conductor has been installed. SlimFix is an acknowledged and approved marker type in traffic engineering. The SF tool allows easy installation even in case of small markers.

- Halogen-free material
- Approved and accredited markers for traffic engineering applications, etc.
- Has to be fixed with cable ties if the conductor cross-section is larger than 16.0 mm<sup>2</sup>
- Markers in proven MultiCard format

**For custom printing:** Please send us a file of our labeling software M-Print PRO or M-Print PRO Online (without installation) for your labeling specifications.

**General ordering data**

Type	SFX 14/23 MC NE WS V2	Version
Order No.	<a href="#">1852440000</a>	SlimFix X, Conductor and cable markers, 7 - 40 mm, 23 x 14 mm,
GTIN (EAN)	4032248385416	white
Qty.	160 pc(s).	

## Power distribution Screw connection

### W-Series

#### WPD 401 2X25/2X16 4XGY



Application range

Width / Height / Depth	mm
max. current / max. conductor	A/mm <sup>2</sup>
max. clamping range	mm <sup>2</sup>

#### Technical data

Rated data		
Rated voltage	V	
Rated current	A	
for wire cross-section	35 mm <sup>2</sup>	mm <sup>2</sup>
Rated impulse withstand voltage / Pollution severity		
Overvoltage category / UL 94 flammability rating		
Approvals		
Clamped conductors (H05V/H07V)		
Solid / Stranded	35 mm <sup>2</sup>	mm <sup>2</sup>
	25 mm <sup>2</sup>	mm <sup>2</sup>
Flexible with ferrule	35 mm <sup>2</sup>	mm <sup>2</sup>
	25 mm <sup>2</sup>	mm <sup>2</sup>
Stripping length / Blade size	35 mm <sup>2</sup>	mm/-
	25 mm <sup>2</sup>	mm/-
Tightening torque		Nm
<b>Note</b>		

#### Ordering data

Version	
	light grey
	blue
	green
	brown
	black
<b>Note</b>	

#### Accessories

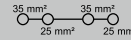
End bracket	
	dark beige
	dark beige
Screwdriver	

### WPD 102

35 mm<sup>2</sup>



22.2 / 49.3 / 55.7	
125 / 35	
2.5...35	



#### IEC 60947-7-1, DIN EN 0603-3-1

IEC	UL	CSA	EN 60079-7
1000	600	600	
125	115	125	
35	AWG 14...2	AWG 14...2	
	8 kV / 3		
	III / V-0		
Rated connection			
4...35 / 4...35			
4...35 / 4...35			
2.5...25			
2.5...25			
22 / M6 (+/- PZ2)			
18 / M6 (+/- PZ2)			
see appendix at the end of the chapter			

### WPD 302

35 mm<sup>2</sup>



66.6 / 49.3 / 55.7	
125 / 35	
2.5...35	



#### IEC 60947-7-1, DIN EN 0603-3-1

IEC	UL	CSA	EN 60079-7
1000	600	600	
125	115	125	
35	AWG 14...2	AWG 14...2	
	8 kV / 3		
	III / V-0		
Rated connection			
4...35 / 4...35			
4...35 / 4...35			
2.5...25			
2.5...25			
22 / M6 (+/- PZ2)			
18 / M6 (+/- PZ2)			
see appendix at the end of the chapter			

Type	Qty.	Order No.
WPD 302 2X35/2X25 3XGY	2	1561740000

Type	Qty.	Order No.
WEW 35/2	100	1061200000
AEB 35 SC/1	50	1991920000
SDK PZ2	1	9008540000




B





# Conductor connection data according to VDE 0603-2 (Cu), IEC 61238-1 Class A (Al)

Input (x2) / Output (x2)	Copper		Aluminium
2x35 mm <sup>2</sup> (round conductor)			
35 mm <sup>2</sup>	3,5 Nm	3,5 Nm	8 Nm
25 mm <sup>2</sup>			6 Nm
16 mm <sup>2</sup>			4 Nm
10 mm <sup>2</sup>			
6 mm <sup>2</sup>			
4 mm <sup>2</sup>			
2.5 mm <sup>2</sup>			
1.5 mm <sup>2</sup>			
Stripping lengths	22 mm		
screw	M6 (+/- PZ2)		

Input (x2) / Output (x2)	Copper		Aluminium
2x25 mm <sup>2</sup> (Rundleiter)			
35 mm <sup>2</sup>	3,5 Nm	3,5 Nm	
25 mm <sup>2</sup>			6 Nm
16 mm <sup>2</sup>			4 Nm
10 mm <sup>2</sup>			
6 mm <sup>2</sup>			
4 mm <sup>2</sup>			
2.5 mm <sup>2</sup>			
1.5 mm <sup>2</sup>			
Stripping lengths	18 mm		
screw	M6 (+/- PZ2)		



Stranded



Solid



Flexible with ferrule

## UL Rating data according to UL 1059

Certificate no. (UR)	XCFR2.E60693	
Voltage size B,C (UR) - CU	600 V	
	Current size B,C (UR) - CU / Tightening torque	
	Line	Load
AWG 2	115 A / 31 Lb In.	85 A / 22.1 Lb In.
AWG 4		
AWG 6		
AWG 8		
AWG 10		
AWG 12		
AWG 14		

Voltage size B,C (UR) - AL	600 V	
	Current size B,C (UR) - AL / Tightening torque	
	Line	Load
AWG 2	65 A / 70.8 Lb In.	65 A / 53 Lb In.
AWG 4	50 A / 70.8 Lb In.	50 A / 35 Lb In.
AWG 6		
AWG 8		
AWG 10		
AWG 12		
AWG 14		

## CSA rating data according to CSA 22.2 No. 158

Certificate No. (cURus)	XCFR8.E60693	
Voltage size B,C (cURus) - Cu	600 V	
	Current size B,C (cURus) - CU / CU / Tightening torque	
	Line	Load
AWG 2	125 A / 3,5 Nm	85 A / 2,5 Nm
AWG 4		
AWG 6		
AWG 8		
AWG 10		
AWG 12		
AWG 14		

Voltage size C (cURus) - AL	600 V	
	Current size B,C (cURus) - AL / AL / Tightening torque	
	Line	Load
AWG 2	90 A / 8 Nm	
AWG 4	65 A / 6 Nm	90 A / 8 Nm
AWG 6	50 A / 4 Nm	65 A / 6 Nm
AWG 8		
AWG 10		
AWG 12		
AWG 14		

B

