

ACT20C-CMT-60-AO-RC-S**Weidmüller Interface GmbH & Co. KG**

Klingenbergstraße 26

D-32758 Detmold

Germany

www.weidmueller.com**Product image**

The ACT20C series was especially developed for applications with continuous processes. It enables the continuous monitoring of diagnostic, device and process information ("condition monitoring").

Several ACT20C components form a station which consists of an ACT20C Ethernet gateway, communicative ACT20C signal converters and an ACT20C bus termination terminal.

General ordering data

Version	Current-measuring transducer, Input : 0... 40/50/60 A, Output : 0(4)-20 mA, 0-10 V, Relay
Order No.	1510420000
Type	ACT20C-CMT-60-AO-RC-S
GTIN (EAN)	4050118319613
Qty.	1 pc(s).

ACT20C-CMT-60-AO-RC-S**Weidmüller Interface GmbH & Co. KG**

Klingenbergstraße 26

D-32758 Detmold

Germany

www.weidmueller.com

Technical data**Dimensions and weights**

Depth	113.6 mm	Depth (inches)	4.472 inch
Height	117.2 mm	Height (inches)	4.614 inch
Width	22.5 mm	Width (inches)	0.886 inch
Net weight	154 g		

Temperatures

Storage temperature	-40 °C...85 °C	Operating temperature	-25 °C...60 °C
Humidity	5...95 %, no condensation		

Probability of failure

SIL in compliance with IEC 61508	None	MTTF	130 a
----------------------------------	------	------	-------

Communication

Configuration	With FDT/DTM software, via gateway (ACT20C-GTW-100-MTCP-S), Addressing via DIP switches	Interface	Communication via CH20M rail bus with gateway (ACT20C-GTW-100-MTCP-S)
---------------	---	-----------	---

Input

Input frequency	AC: 15...700 Hz	Input measurement range	configurable, 0...40/50/60 A AC (RMS) or DC
Input signal	Current-carrying cable in feed-through hole, Diameter 10.5 mm		

Output

Load impedance current	≤ 600 Ω		
------------------------	---------	--	--

Output (digital)

Max. switching voltage, AC	250 V	Rated switching current	6 A
Type	Relay, 1 CO contact, Process alarms (4x) with hysteresis, with alarm delay (configurable) 0...180 s		

Output (analogue)

Load resistance current	≤ 600 Ω	Load resistance voltage	≥ 10 kΩ
Output current	Adjustable, 0...20 mA, 4...20 mA, -20...+20 mA	Output voltage	Adjustable, 0...10 V, 2...10 V, 0...5 V, 1...5 V, -5...+5 V, -10...+10 V
Type (analogue output)	Voltage and current output (configurable)		

alarm output

Switching current	5 A		
-------------------	-----	--	--

ACT20C-CMT-60-AO-RC-S

Weidmüller Interface GmbH & Co. KG

Klingenbergstraße 26

D-32758 Detmold

Germany

www.weidmueller.com

Technical data

General data

Accuracy	<0.75 % FSR, <1.5 % FSR with measurement range 50/60 A AC	Configuration	With FDT/DTM software, via gateway (ACT20C-GTW-100-MTCP-S), Addressing via DIP switches
Galvanic isolation	4-way isolator, between input / output / supply / relay	Power consumption, max.	2.2 W
Rail	TS 35	Step response time	<300 ms
Temperature coefficient	typ. 0.04 % / K, max. 0.09 % / K	Voltage supply	via the system bus

Insulation coordination

EMC standards	IEC 61326-1	Galvanic isolation	4-way isolator, between input / output / supply / relay
Impulse withstand voltage	6.4 kV (1.2/50 µs)	Pollution severity	2
Rated voltage	300 V AC _{rms}	Surge voltage category	III
Test voltage	4 kV		

Connection data

Type of connection	Screw connection	Tightening torque, min.	0.5 Nm
Tightening torque, max.	3.5 Nm	Clamping range, rated connection	1.5 mm ²
Clamping range, min.	0.5 mm ²	Clamping range, max.	2.5 mm ²
Wire connection cross section AWG, min.	AWG 30	Wire connection cross section AWG, max.	AWG 14
Wire cross-section, solid, min.	0.5 mm ²	Wire cross-section, solid, max.	2.5 mm ²

Classifications

ETIM 6.0	EC002475	ETIM 7.0	EC002475
ETIM 8.0	EC002475	ETIM 9.0	EC002475
ECLASS 9.0	27-21-01-23	ECLASS 9.1	27-21-01-23
ECLASS 10.0	27-21-01-23	ECLASS 11.0	27-21-01-23
ECLASS 12.0	27-21-01-23	ECLASS 13.0	27-21-01-23

Environmental Product Compliance

REACH SVHC	Lead 7439-92-1
SCIP	2f6dd957-421a-46db-a0c2-cf1609156924

Important note

Product information	<p>The ACT20C-CMT-XX-AO-RC-S current measuring transducers from the ACT20C series measure and monitor DC and AC currents of up to 60 A. The True RMS method used allows for precise measurement, even in case of distorted current waveforms. The devices feature integrated limit value monitoring with an adjustable switching threshold, delay and hysteresis, as well as a relay output.</p> <p>Properties</p> <ul style="list-style-type: none"> • True RMS value measurement or arithmetic averaging (AA) measurement and contactless through-hole technology • Limit value monitoring for overcurrent or undercurrent • Relay output by means of the open-circuit / closed-circuit principle • Infinitely variable trigger delay • Operational status and error display on a front panel LED and output signalling according to NE43, NE44, NE107 • Galvanic four-way insulation for secure isolation according to IEC/EN 61010-2-201:2013
---------------------	---

ACT20C-CMT-60-AO-RC-S

Weidmüller Interface GmbH & Co. KG

Klingenbergstraße 26

D-32758 Detmold

Germany

www.weidmueller.com

Technical data

Approvals

Approvals



ROHS	Conform
UL File Number Search	UL Website
Certificate no. (cULus)	E141197

Downloads

Approval/Certificate/Document of Conformity	Certification DNV GL Application notes – Declaration of Conformity
Engineering Data	CAD data – STEP
Software	WI-Manager, DTM-Library for online installation Release notes for Weidmueller FDT-DTM Software version
User Documentation	Application notes – instruction sheet Application notes – Manual
Catalogues	Catalogues in PDF-format
Brochures	

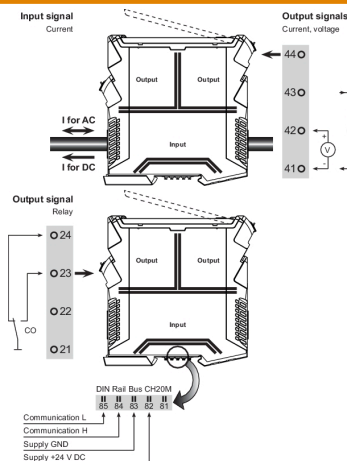
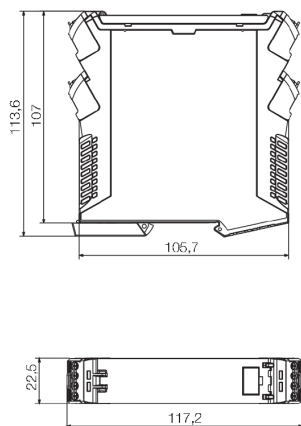
ACT20C-CMT-60-AO-RC-S

Weidmüller Interface GmbH & Co. KG
 Klingenbergstraße 26
 D-32758 Detmold
 Germany

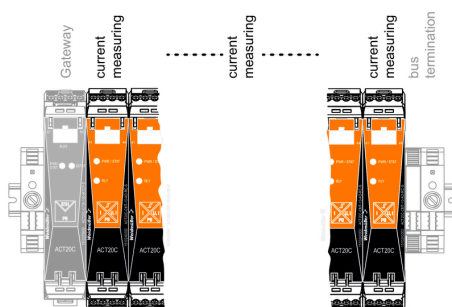
www.weidmueller.com

Drawings

Dimensioned drawing



ACT20C-CMT-60-AO-RC-S is part of the
 ACT20C- Station



Configuration

User address	DIP switch S1					
	1	2	3	4	5	6
2						
3						
4						
5						
6						
7						
8						
...						
16						
...						
32						
33						

■ = ON

