

DFFC 0.5-1.0 SN 3000**Weidmüller Interface GmbH & Co. KG**

Klingenbergstraße 26

D-32758 Detmold

Germany

www.weidmueller.com**Product image**

Similar to illustration

For a reliable contact - CB/CS crimp contact.

The combination of RSV housings and Weidmüller's crimp contacts enable custom adaptations to the specific requirements of your applications.

The following product options are available depending on the system:

- Safe centring of the contacts using the three-segment pin tips
- High contact reliability using four defined contact points
- Locking clasp in the cantilever spring for a secure mount of the contacts in the housing
- Pin contacts with two lengths to implement leading-pin contacts
- Up to 100 plugging cycles (tin version)
- Up to 500 plugging cycles (gold version)

The appropriate high-quality tools from Weidmüller guarantee professional processing.

General ordering data

Version	PCB plug-in connector, Crimp contact, Contact, tinned, Max. clamping range : 1 mm ²
Order No.	1480000000
Type	DFFC 0.5-1.0 SN 3000
GTIN (EAN)	4008190179175
Qty.	3,000 pc(s).
Product data	
Packaging	Reel

DFFC 0.5-1.0 SN 3000

Weidmüller Interface GmbH & Co. KG

Klingenbergstraße 26

D-32758 Detmold

Germany

www.weidmueller.com

Technical data

Dimensions and weights

Depth	18.8 mm	Depth (inches)	0.74 inch
Height	5.7 mm	Height (inches)	0.224 inch
Width	4.3 mm	Width (inches)	0.169 inch
Net weight	0.578 g		

Material data

Colour	No	Colour chart (similar)	-
Contact base material	Cu-alloy	Contact material	Cu-alloy
Contact surface	tinned	Storage temperature, min.	-40 °C
Storage temperature, max.	70 °C	Operating temperature, min.	-50 °C
Operating temperature, max.	100 °C	Temperature range, installation, min.	-25 °C
Temperature range, installation, max.	100 °C		

Conductors suitable for connection

Clamping range, min.	0.5 mm ²	Clamping range, max.	1 mm ²
Wire connection cross section AWG, min.	AWG 20	Wire connection cross section AWG, max.	AWG 18
Solid, min. H05(07) V-U	0.5 mm ²	Solid, max. H05(07) V-U	1 mm ²
Stranded, min. H07V-R	0.5 mm ²	Stranded, max. H07V-R	1 mm ²
Flexible, min. H05(07) V-K	0.5 mm ²	Flexible, max. H05(07) V-K	1 mm ²
w. wire end ferrule, DIN 46228 pt 1, min.	0 mm ²	w. wire end ferrule, DIN 46228 pt 1, max.	0 mm ²

Rated data acc. to IEC

tested acc. to standard	IEC 60664-1, IEC 61984	Rated impulse voltage for surge voltage class/ pollution degree III/2	0 kV
Short-time withstand current resistance	3 x 1s with 120 A		

Packing

Packaging	Reel	VPE length	599 mm
VPE width	598 mm	VPE height	42 mm

Classifications

ETIM 6.0	EC002943	ETIM 7.0	EC002943
ETIM 8.0	EC002943	ETIM 9.0	EC002943
ECLASS 9.0	27-44-04-92	ECLASS 9.1	27-44-04-92
ECLASS 10.0	27-44-04-92	ECLASS 11.0	27-46-04-03
ECLASS 12.0	27-46-04-03	ECLASS 13.0	27-46-04-03

Important note

IPC conformity	Conformity: The products are developed, manufactured and delivered according international recognized standards and norms and comply with the assured properties in the data sheet resp. fulfill decorative properties in accordance with IPC-A-610 "Class 2". Further claims on the products can be evaluated on request.
Notes	<ul style="list-style-type: none"> Long term storage of the product with average temperature of 50 °C and maximum humidity 70%, 36 months

Approvals

ROHS	Conform
------	---------

Creation date May 20, 2024 8:15:10 PM CEST

Catalogue status 04.05.2024 / We reserve the right to make technical changes.

DFFC 0.5-1.0 SN 3000

Weidmüller Interface GmbH & Co. KG
Klingenbergstraße 26
D-32758 Detmold
Germany

www.weidmueller.com

Technical data

Downloads

Approval/Certificate/Document of Conformity	Declaration of the Manufacturer
Catalogues	Catalogues in PDF-format
Brochures	FL DRIVES EN MB DEVICE MANUF. EN FL DRIVES DE FL BUILDING SAFETY EN FL APPL LED LIGHTING EN FLIndustr.CONTROLS EN FL MACHINE SAFETY EN FL HEATING ELECTR EN FL APPL INVERTER EN FL_BASE_STATION_EN FL ELEVATOR EN FL POWER SUPPLY EN FL 72H SAMPLE SER EN PO OMNIMATE EN PO OMNIMATE EN

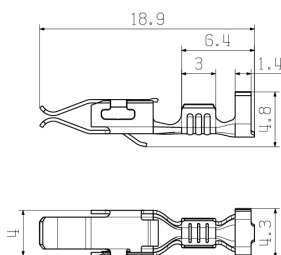
DFFC 0.5-1.0 SN 3000

Weidmüller Interface GmbH & Co. KG
Klingenbergstraße 26
D-32758 Detmold
Germany

www.weidmueller.com

Drawings

Dimensional drawing



Product image



Similar to illustration

DFFC 0.5-1.0 SN 3000

Weidmüller Interface GmbH & Co. KG

Klingenbergstraße 26

D-32758 Detmold

Germany

www.weidmueller.com

Accessories

Auxiliary tools

**More intelligent. More efficient. Quicker.**

Auxiliary tools simplify the process of connecting and configuring the connection components:

- Assembly blocks for socket connectors with IDC contacts (type BL-IDC) can be used in machines such as toggle lever presses. All conductors are connected at the same time.
- Unlocking and dismantling tools release the crimp contacts in crimped plug-in connectors (type BLC & BLAC)
- Operating levers open individual clamping points on plug-in tension clamp connectors

For better, more rapid working progress

The result: efficient, professional working progress.

General ordering data

Type	DFFC EW2	Version	Product data	Packaging
Order No.	1803790000	PCB plug-in connector		Box
GTIN (EAN)	4032248259311			
Qty.	10 pc(s).			

... for Weidmüller DFF and ZRV contacts

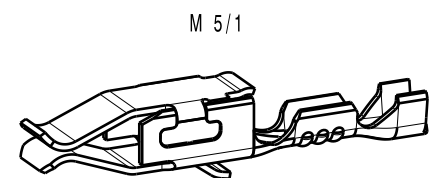
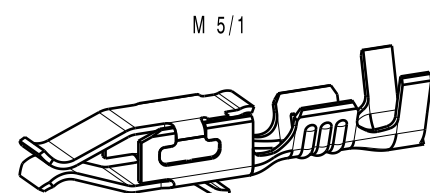
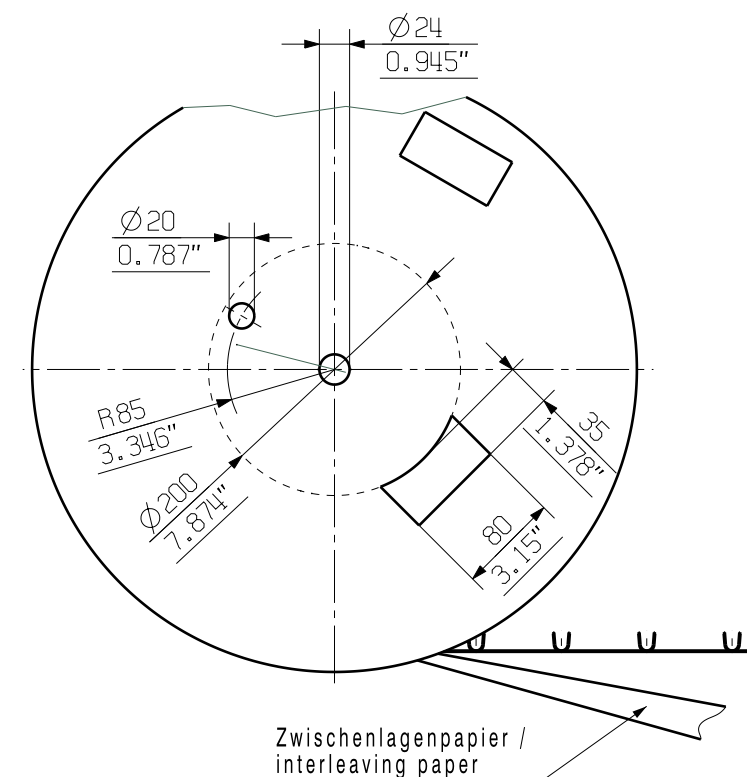
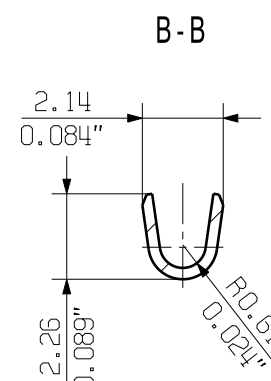
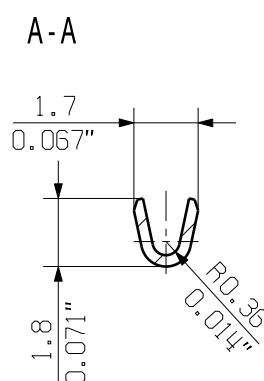
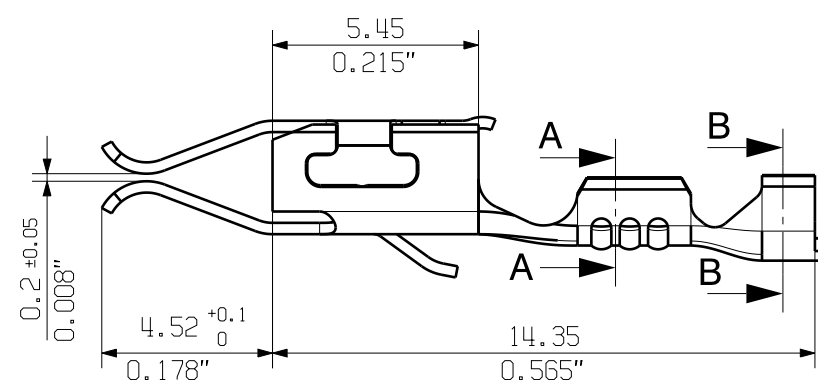
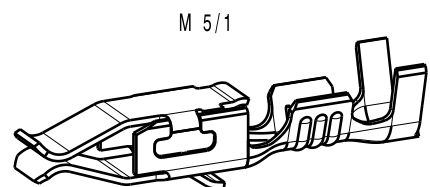
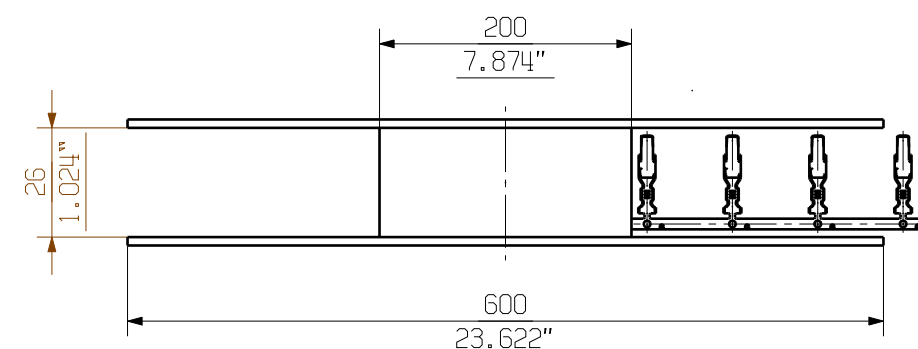
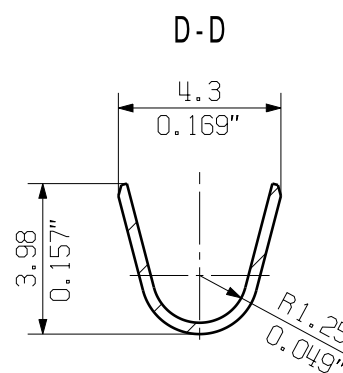
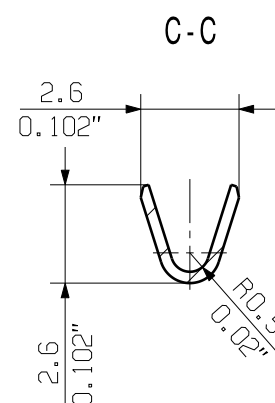
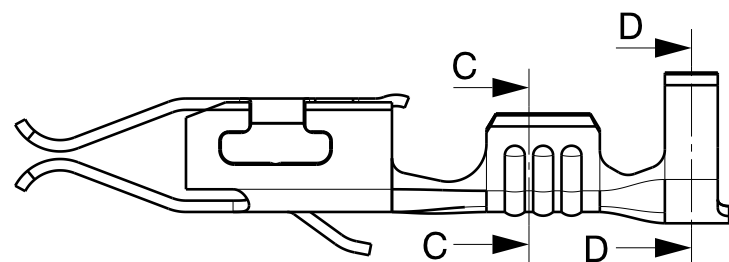
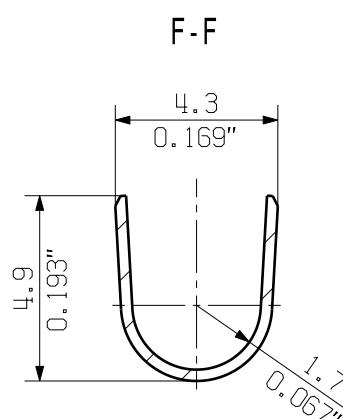
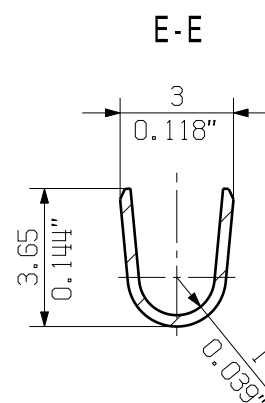
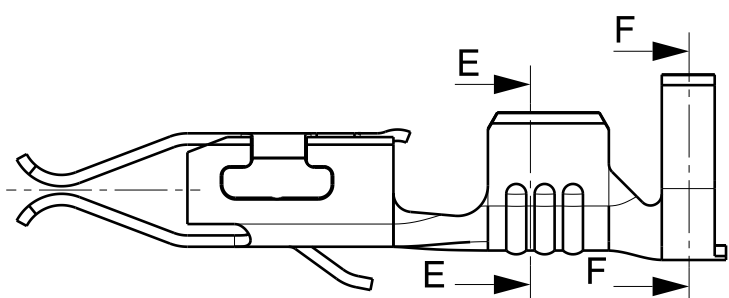
**Crimping tools for for turned/stamped contact**

- Ratchet guarantees precise crimping
- Release option in the event of incorrect operation
- With stop for exact positioning of the contacts.

General ordering data

Type	HTF DFF	Version
Order No.	9014140000	Pressing tool, Crimping tool for contacts, 0.22mm², 2.5mm², B-Crimp
GTIN (EAN)	4008190297305	
Qty.	1 pc(s).	



allgemeingültige Kundenzeichnung, aktueller Stand nur auf Anfrage
general customer drawing, topical version only if required

DFFC 0.22-0.35mm²DFFC 0.5-1.0mm²DFFC 1.50-2.50mm²

For the mounting of PCBs, it should be noted that the rated data given in the catalogue relates only to the connection elements. The necessary creepage and clearance paths must be observed in connection with the respective applicant in accordance to VDE 0110. The current-carrying capacity and pitch tolerance is to be determined according to DIN IEC 326 part 3 very fine.

Weidmüller connectors are tested to the DIN VDE 0627 standard, and are valid for its field of application. Provided that the connectors are used to the intended purpose, all requirements with respect to the occurring of electrical, mechanical, thermic and corrosive stress will be satisfied.

1604260000	1604240000	0.22mm ² -0.35mm ²	Au0.8, Ni1-2 u. Sn4±1
1604250000	1604230000		Sn 4-8
1625530000	1625520000	0.50mm ² -1.00mm ²	Ag4±1 u. Sn4±1
1567080000	1540100000		Au0.8, Ni1-2 u. Sn4±1
1567060000	1480000000		Sn 4-8
1625510000	1625500000	1.50mm ² -2.50mm ²	Ag4±1 u. Sn4±1
1567090000	1540200000		Au0.8, Ni1-2 u. Sn4±1
1567070000	1480100000		Sn 4-8
Einzelkontakt/ separate cont.	Bandware / cont. on strip	Leiterquerschnitt / conductor cross-section	Oberfläche finish&surf.
Bestell-Nr. / cat.no.			

GENERAL TOLERANCE: DIN ISO 2768-m	88771/5 23.06.16 HELIS_MA		00	Weidmüller 	Cat.no.: 3 32368 (11)	
	Modification		Drawing no. Sheet 05 of 05 sheets		Issue no.	
	Date	Name	DFFC CRIMPKONTAKT CRIMP CONTACT			
	Drawn	30.03.2007 HERTEL_S				
	Responsible	HERTEL_S				
Scale: 10/1	Checked	26.07.2016 HELIS_MA				
Supersedes: .	Approved	LANG T	Product file: DFFC		7169	