

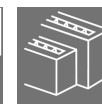

RSV1,6 LBF18 GR 3,2 SN**Weidmüller Interface GmbH & Co. KG**

Klingenbergstraße 26

D-32758 Detmold

Germany

www.weidmueller.com

Product image

Similar to illustration

Rectangular plug-in male and female connector with solder contacts for PCB applications. High connection density achieved by using several rows and crimp contacts in the mating connector. The plug-in connectors can be coded and locked to the mating connector. Supplied in cardboard box.

General ordering data

Version	PCB plug-in connector, female header, Flange, THT solder connection, 5.00 mm, Number of poles: 18, 180°, Solder pin length (l): 3.2 mm, tinned, Pebble grey, Box
Order No.	1444700000
Type	RSV1,6 LBF18 GR 3,2 SN
GTIN (EAN)	4008190152147
Qty.	25 pc(s).
Product data	IEC: 500 V / 14 A UL: 300 V / 10 A
Packaging	Box

Creation date June 15, 2024 1:05:19 AM CEST

Catalogue status 01.06.2024 / We reserve the right to make technical changes.

RSV1,6 LBF18 GR 3,2 SN

Weidmüller Interface GmbH & Co. KG

Klingenbergstraße 26

D-32758 Detmold

Germany

www.weidmueller.com

Technical data

Dimensions and weights

Depth	32.6 mm	Depth (inches)	1.283 inch
Height	14.3 mm	Height (inches)	0.563 inch
Height of lowest version	14.3 mm	Width	23.8 mm
Width (inches)	0.937 inch	Net weight	13.96 g

System specifications

Product family	OMNIMATE Signal - series RSV	Type of connection	Board connection
Mounting onto the PCB	THT solder connection	Pitch in mm (P)	5 mm
Pitch in inches (P)	0.197 "	Outgoing elbow	180°
Number of poles	18	Number of solder pins per pole	1
Solder pin length (l)	3.2 mm	Solder pin dimensions	d = 0.97 mm
Solder eyelet hole diameter (D)	1.3 mm	Solder eyelet hole diameter tolerance (D)+ 0,1 mm	
L1 in mm	25 mm	L1 in inches	0.984 "
Number of rows	3	Pin series quantity	3
Touch-safe protection acc. to DIN VDE 57 106	Safe from finger touch	Touch-safe protection acc. to DIN VDE 0470	IP 20
Can be coded	Yes	Plugging force/pole, max.	9 N
Pulling force/pole, max.	18 N		

Material data

Insulating material	PA 66/6	Colour	Pebble grey
Colour chart (similar)	RAL 7032	Insulating material group	I
Comparative Tracking Index (CTI)	≥ 600	UL 94 flammability rating	V-0
Contact material	Cu-alloy	Contact surface	tinned
Storage temperature, min.	-40 °C	Storage temperature, max.	70 °C
Operating temperature, min.	-50 °C	Operating temperature, max.	100 °C
Temperature range, installation, min.	-25 °C	Temperature range, installation, max.	100 °C

Rated data acc. to IEC

tested acc. to standard	IEC 60664-1, IEC 61984	Rated current, min. number of poles (Tu=20°C)	14 A
Rated current, max. number of poles (Tu=20°C)	10 A	Rated current, min. number of poles (Tu=40°C)	12 A
Rated current, max. number of poles (Tu=40°C)	8.5 A	Rated voltage for surge voltage class / pollution degree II/2	500 V
Rated voltage for surge voltage class / pollution degree III/2	320 V	Rated voltage for surge voltage class / pollution degree III/3	250 V
Rated impulse voltage for surge voltage class/ pollution degree II/2	2.5 kV	Rated impulse voltage for surge voltage class/ pollution degree III/2	2.5 kV
Rated impulse voltage for surge voltage class/ contamination degree III/3	4 kV	Short-time withstand current resistance	3 x 1s with 120 A

Rated data acc. to CSA

Institute (CSA)		Certificate No. (CSA)	53975-13
Rated voltage (Use group C / CSA)	300 V	Rated current (Use group C / CSA)	13 A
Reference to approval values	Specifications are maximum values, details - see approval certificate.		

Creation date June 15, 2024 1:05:19 AM CEST

Catalogue status 01.06.2024 / We reserve the right to make technical changes.

RSV1,6 LBF18 GR 3,2 SN

Weidmüller Interface GmbH & Co. KG

Klingenbergstraße 26

D-32758 Detmold

Germany

www.weidmueller.com

Technical data

Rated data acc. to UL 1059

Institute (UR)



Certificate No. (UR)

E92202

Rated voltage (Use group C / UL 1059) 300 V

Rated current (Use group C / UL 1059) 10 A

Reference to approval values

Specifications are maximum values, details - see approval certificate.

Packing

Packaging

Box

VPE length

180 mm

VPE width

109 mm

VPE height

47 mm

Classifications

ETIM 6.0

EC002637

ETIM 7.0

EC002637

ETIM 8.0

EC002637

ETIM 9.0

EC002637

ECLASS 9.0

27-44-04-02

ECLASS 9.1

27-44-04-02

ECLASS 10.0

27-44-04-02

ECLASS 11.0

27-46-02-01

ECLASS 12.0

27-46-02-01

ECLASS 13.0

27-46-02-01

Environmental Product Compliance

REACH SVHC

Lead 7439-92-1

SCIP

68d3d3f5-e017-411e-997f-7ad2b75c9062

Important note

IPC conformity

Conformity: The products are developed, manufactured and delivered according international recognized standards and norms and comply with the assured properties in the data sheet resp. fulfill decorative properties in accordance with IPC-A-610 "Class 2". Further claims on the products can be evaluated on request.

Notes

- Additional variants on request
- Rated current related to rated cross-section & min. No. of poles.
- Spacing between rows: see hole layout
- Rated data refer only to the component itself. Clearance and creepage distances to other components are to be designed in accordance with the relevant application standards.
- Long term storage of the product with average temperature of 50 °C and maximum humidity 70%, 36 months

Approvals

Approvals



ROHS

Conform

UL File Number Search

UL Website

Certificate No. (UR)

E92202

RSV1,6 LBF18 GR 3,2 SN

Weidmüller Interface GmbH & Co. KG

Klingenbergstraße 26

D-32758 Detmold

Germany

www.weidmueller.com

Technical data

Downloads

Approval/Certificate/Document of Con-
formity

[Declaration of the Manufacturer](#)

Engineering Data

[CAD data – STEP](#)

Catalogues

[Catalogues in PDF-format](#)

Brochures

[MB DEVICE MANUF. EN](#)

[FL 72H SAMPLE SER EN](#)

[PO OMNIMATE EN](#)

[PO OMNIMATE EN](#)

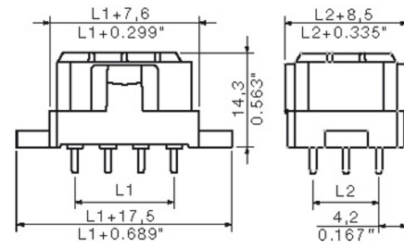
RSV1,6 LBF18 GR 3,2 SN

Weidmüller Interface GmbH & Co. KG
Klingenbergstraße 26
D-32758 Detmold
Germany

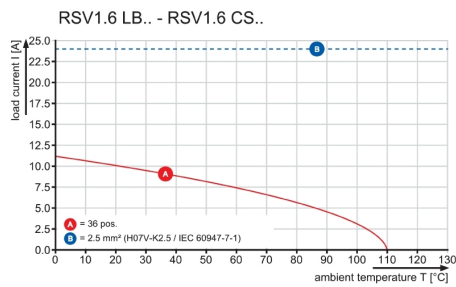
www.weidmueller.com

Drawings

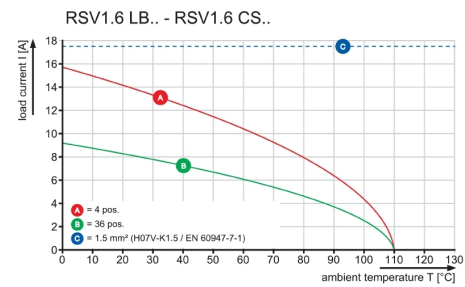
Dimensional drawing



Graph



Graph



RSV1,6 LBF18 GR 3,2 SN

Weidmüller Interface GmbH & Co. KG

Klingenbergstraße 26

D-32758 Detmold

Germany

www.weidmueller.com

Accessories

Coding elements

**Only connects what is supposed to be connected: the right connection at the right place.**

Coding elements and locking devices clearly assign connecting elements during the manufacturing process and operation

The coding elements and locking devices are inserted prior to assembly or during the cable assembly phase. The Weidmüller alternative: configure online using the variant configurator to precode prior to delivery.

Incorrect assembly on the circuit board and incorrect plugging of connecting elements is no longer possible. The advantage: no troubleshooting during manufacture and no operational errors by the user.

General ordering data

Type	RSV1,6 KO	Version	Product data	Packaging
Order No.	1567430000	PCB plug-in connector, Accessories, Coding element, black, Number		Box
GTIN (EAN)	4008190169756	of poles: 1		
Qty.	50 pc(s).			

Recommended wave soldering profiles

Weidmüller Interface GmbH & Co. KG
Klingenbergstraße 16
D-32758 Detmold
Germany
Fon: +49 5231 14-0
Fax: +49 5231 14-292083
www.weidmueller.com

Single Wave:



Double Wave:



Wave soldering profiles

Wired connection elements should be processed in accordance with the DIN EN 61760-1 standard. We have included two recommendations for practical wave soldering profiles, with which Weidmüller PCB terminals and connectors are qualified.

When choosing a suitable profile for your application, the following factors also need to be considered:

- PCB thickness
- Proportion of Cu in the layers
- Single/double-sided assembly
- Product range
- Heating and cooling rates

The single and double wave profiles each indicate the recommended operating range, including the maximum soldering temperature of 260°C. In practice, the maximum soldering temperature is quite often well below the above maximum profile.

We reserve the right to make technical changes.