

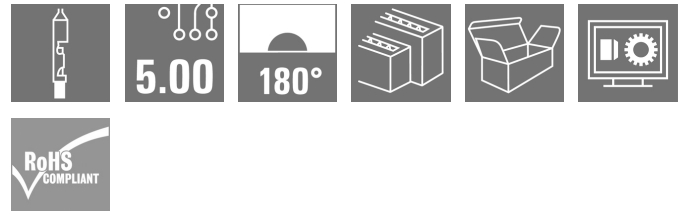
RSV1,6 B12 GR**Weidmüller Interface GmbH & Co. KG**

Klingenbergstraße 26

D-32758 Detmold

Germany

www.weidmueller.com

Product image

Similar to illustration

Rectangular plug-in connector for use with crimp contacts. Can be used as universal coupling, but also with the PCB variations. The crimp contacts guarantee a high connection density. CS 1.6 or CB 1.6 contacts can be used here. The plug-in connectors can be coded and locked to the mating connector. Supplied in cardboard box.

General ordering data

Version	PCB plug-in connector, female plug, 5.00 mm, Number of poles: 12, 180°, Crimp connection, Clamping range, max. : 3.31 mm², Box
Order No.	1416000000
Type	RSV1,6 B12 GR
GTIN (EAN)	4008190021177
Qty.	25 pc(s).
Product data	IEC: 630 V / 17 A UL: 600 V / 10 A / AWG 26 - AWG 12
Packaging	Box

Creation date July 3, 2024 4:22:01 AM CEST

Catalogue status 29.06.2024 / We reserve the right to make technical changes.

RSV1,6 B12 GR

Weidmüller Interface GmbH & Co. KG

Klingenbergstraße 26

D-32758 Detmold

Germany

www.weidmueller.com

Technical data

Dimensions and weights

Depth	29 mm	Depth (inches)	1.142 inch
Height	33 mm	Height (inches)	1.299 inch
Width	35 mm	Width (inches)	1.378 inch
Net weight	10.84 g		

System Parameters

Product family	OMNIMATE Signal - series RSV	Type of connection	Field connection
Wire connection method	Crimp connection	Pitch in mm (P)	5 mm
Pitch in inches (P)	0.197 "	Conductor outlet direction	180°
Number of poles	12	L1 in mm	15 mm
L1 in inches	0.591 "	Number of rows	3
Pin series quantity	4	Touch-safe protection acc. to DIN VDE 57 106	Safe from finger touch
Touch-safe protection acc. to DIN VDE 0470	IP 20	Can be coded	Yes
Stripping length	4 mm	Plugging cycles	25
Plugging force/pole, max.	2 N	Pulling force/pole, max.	2 N

Material data

Insulating material	PA 66/6	Colour	Pebble grey
Colour chart (similar)	RAL 7032	Insulating material group	I
Comparative Tracking Index (CTI)	≥ 600	UL 94 flammability rating	V-0
Contact material	Cu-alloy	Storage temperature, min.	-40 °C
Storage temperature, max.	70 °C	Operating temperature, min.	-50 °C
Operating temperature, max.	100 °C	Temperature range, installation, min.	-25 °C
Temperature range, installation, max.	100 °C		

Conductors suitable for connection

Clamping range, min.	0.13 mm ²	Clamping range, max.	3.31 mm ²
Flexible, min. H05(07) V-K	0.2 mm ²	Flexible, max. H05(07) V-K	2.5 mm ²

Rated data acc. to IEC

tested acc. to standard	IEC 60664-1, IEC 61984	Rated current, min. number of poles (Tu=20°C)	17 A
Rated current, max. number of poles (Tu=20°C)	13 A	Rated current, min. number of poles (Tu=40°C)	15 A
Rated current, max. number of poles (Tu=40°C)	11.5 A	Rated voltage for surge voltage class / pollution degree II/2	630 V
Rated voltage for surge voltage class / pollution degree III/2	400 V	Rated voltage for surge voltage class / pollution degree III/3	250 V
Rated impulse voltage for surge voltage class/ pollution degree II/2	4 kV	Rated impulse voltage for surge voltage class/ pollution degree III/2	4 kV
Rated impulse voltage for surge voltage class/ contamination degree III/3	4 kV	Short-time withstand current resistance	3 x 1s with 120 A

RSV1,6 B12 GR

Weidmüller Interface GmbH & Co. KG

Klingenbergstraße 26

D-32758 Detmold

Germany

www.weidmueller.com

Technical data

Rated data acc. to CSA

Institute (CSA)



Certificate No. (CSA)

53975-13

Rated voltage (Use group C / CSA)

600 V

Rated current (Use group C / CSA)

13 A

Wire cross-section, AWG, min.

AWG 26

Wire cross-section, AWG, max.

AWG 12

Reference to approval values

Specifications are maximum values, details - see approval certificate.

Rated data acc. to UL 1059

Institute (UR)



Certificate No. (UR)

E92202

Reference to approval values

Specifications are maximum values, details - see approval certificate.

Packing

Packaging

Box

VPE length

197 mm

VPE width

135 mm

VPE height

36 mm

Classifications

ETIM 6.0

EC002638

ETIM 7.0

EC002638

ETIM 8.0

EC002638

ETIM 9.0

EC002638

ECLASS 9.0

27-44-03-09

ECLASS 9.1

27-44-03-09

ECLASS 10.0

27-44-03-09

ECLASS 11.0

27-46-02-02

ECLASS 12.0

27-46-02-02

ECLASS 13.0

27-46-02-02

Environmental Product Compliance

REACH SVHC

/

RSV1,6 B12 GR

Weidmüller Interface GmbH & Co. KG

Klingenbergstraße 26

D-32758 Detmold

Germany

www.weidmueller.com

Technical data

Important note

IPC conformity	Conformity: The products are developed, manufactured and delivered according international recognized standards and norms and comply with the assured properties in the data sheet resp. fulfill decorative properties in accordance with IPC-A-610 "Class 2". Further claims on the products can be evaluated on request.
Notes	<ul style="list-style-type: none">• Additional variants on request• Rated current related to rated cross-section & min. No. of poles.• Spacing between rows: see hole layout• Rated cross-section depends on crimp contact used.• Rated data refer only to the component itself. Clearance and creepage distances to other components are to be designed in accordance with the relevant application standards.• Max. outer diameter of the cable (with insulation): 3.5 mm• Long term storage of the product with average temperature of 50 °C and maximum humidity 70%, 36 months

Approvals

Approvals



ROHS	Conform
UL File Number Search	UL Website
Certificate No. (UR)	E92202

Downloads

Approval/Certificate/Document of Conformity	Declaration of the Manufacturer
Engineering Data	CAD data – STEP
Catalogues	Catalogues in PDF-format
Brochures	MB DEVICE MANUF. EN FL 72H SAMPLE SER EN PO OMNIMATE EN PO OMNIMATE EN

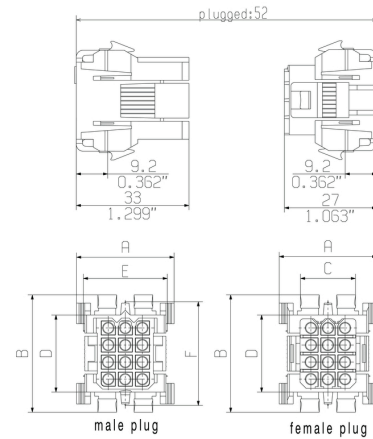
RSV1,6 B12 GR

Weidmüller Interface GmbH & Co. KG
Klingenbergstraße 26
D-32758 Detmold
Germany

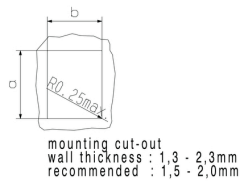
www.weidmueller.com

Drawings

Dimensional drawing

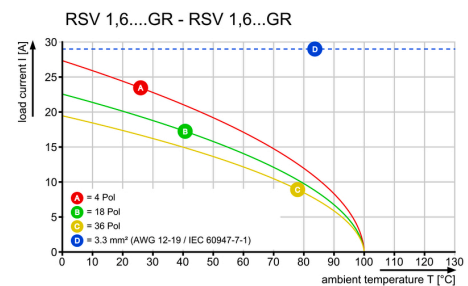


Dimensional drawing



	dimension male plug / female plug					mounting cut-out	
poles	A	B	C	D	E	a 寸法	b 寸法
4	23.0	25.0	10.8	12.8	17.8	29.3	18.1
6	23.0	30.0	10.8	17.6	17.8	25.1	16.1
9	29.0	30.0	16.1	17.6	23.8	29.1	24.0
12	29.0	35.0	16.1	22.6	23.8	30.0	24.0
18	29.0	46.0	16.1	33.0	23.8	40.5	24.0
24	33.0	46.0	20.6	33.0	27.8	40.5	28.3
36	33.0	61.0	20.6	48.0	27.8	55.5	28.3

Graph



RSV1,6 B12 GR

Weidmüller Interface GmbH & Co. KG

Klingenbergstraße 26

D-32758 Detmold

Germany

www.weidmueller.com

Accessories

Coding elements

**Only connects what is supposed to be connected: the right connection at the right place.**

Coding elements and locking devices clearly assign connecting elements during the manufacturing process and operation

The coding elements and locking devices are inserted prior to assembly or during the cable assembly phase. The Weidmüller alternative: configure online using the variant configurator to precode prior to delivery.

Incorrect assembly on the circuit board and incorrect plugging of connecting elements is no longer possible. The advantage: no troubleshooting during manufacture and no operational errors by the user.

General ordering data

Type	RSV1,6 KO	Version	Product data	Packaging
Order No.	1567430000	PCB plug-in connector, Accessories, Coding element, black, Number of poles: 1		Box
GTIN (EAN)	4008190169756			
Qty.	50 pc(s).			

Strain reliefs

**For frequent load changes: the "trailer coupling" for plug-in connectors.**

The strain relief can do more than just relieve the strain on conductors:

Simply clip onto the plug and

- bundle conductors
- guide cables
- use as a connection and disconnection aid

No damage to the connecting points, clear, tidy wiring and easy to handle.

User advantages: permanent heavy-duty connections for harsh industrial environments and convenient operation ensure improved system availability.

General ordering data

Type	RSV1,6 ZE12 BK BX	Version	Product data	Packaging
Order No.	1563300000	PCB plug-in connector, Accessories, Strain relief, black, Number of poles: 12		Box
GTIN (EAN)	4008190095871			
Qty.	25 pc(s).			

RSV1,6 B12 GR

Weidmüller Interface GmbH & Co. KG

Klingenbergstraße 26

D-32758 Detmold

Germany

www.weidmueller.com

Accessories

Females socket contact



For a reliable contact - CB/CS crimp contact.

The combination of RSV housings and Weidmüller's crimp contacts enable custom adaptations to the specific requirements of your applications.

The following product options are available depending on the system:

- Safe centring of the contacts using the three-segment pin tips
- High contact reliability using four defined contact points
- Locking clasp in the cantilever spring for a secure mount of the contacts in the housing
- Pin contacts with two lengths to implement leading-pin contacts
- Up to 100 plugging cycles (tin version)
- Up to 500 plugging cycles (gold version)

The appropriate high-quality tools from Weidmüller guarantee professional processing.

General ordering data

Type	Version	Product data	Packaging
CB1,6E22-20 AU,75 I1,8	Version	Product data	Packaging
Order No. 1422900000	PCB plug-in connector, Crimp contact, Individual contact, Socket		Box
GTIN (EAN) 4008190179243	connector, Gold-plated, Max. clamping range : 0.5 mm ²		
Qty. 250 pc(s).			
Type	Version	Product data	Packaging
CB1,6E22-20 AU,75 I2,5	Version	Product data	Packaging
Order No. 1424900000	PCB plug-in connector, Crimp contact, Individual contact, Socket		Box
GTIN (EAN) 4008190180751	connector, Gold-plated, Max. clamping range : 0.5 mm ²		
Qty. 250 pc(s).			
Type	Version	Product data	Packaging
CB1,6R14-12 SN I4,2	Version	Product data	Packaging
Order No. 1582480000	PCB plug-in connector, Crimp contact, Reel packaged, Socket		Reel
GTIN (EAN) 4008190003289	connector, tinned, Max. clamping range : 2.5 mm ²		
Qty. 3,000 pc(s).			
Type	Version	Product data	Packaging
CB1,6E22-20 SN I2,5	Version	Product data	Packaging
Order No. 1425900000	PCB plug-in connector, Crimp contact, Individual contact, Socket		Box
GTIN (EAN) 4008190054731	connector, tinned, Max. clamping range : 0.5 mm ²		
Qty. 250 pc(s).			
Type	Version	Product data	Packaging
CB1,6R14-12 AU,75 I3,5	Version	Product data	Packaging
Order No. 1428800000	PCB plug-in connector, Crimp contact, Reel packaged, Socket		Reel
GTIN (EAN) 4008190044169	connector, Gold-plated, Max. clamping range : 2.5 mm ²		
Qty. 3,000 pc(s).			
Type	Version	Product data	Packaging
CB1,6E14-12 AU,75 I3,5	Version	Product data	Packaging
Order No. 1428900000	PCB plug-in connector, Crimp contact, Individual contact, Socket		Box
GTIN (EAN) 4008190072148	connector, Gold-plated, Max. clamping range : 2.5 mm ²		
Qty. 250 pc(s).			
Type	Version	Product data	Packaging
CB1,6E26-24 AU,75 I1,4	Version	Product data	Packaging
Order No. 1420900000	PCB plug-in connector, Crimp contact, Individual contact, Socket		Box
GTIN (EAN) 4008190041779	connector, Gold-plated, Max. clamping range : 0.25 mm ²		
Qty. 250 pc(s).			

RSV1,6 B12 GR

Weidmüller Interface GmbH & Co. KG

Klingenbergstraße 26

D-32758 Detmold

Germany

www.weidmueller.com

Accessories

Type	CB1,6E26-24 SN I1,4	Version	Product data	Packaging
Order No.	1421900000	PCB plug-in connector, Crimp contact, Individual contact, Socket		Box
GTIN (EAN)	4008190051600	connector, tinned, Max. clamping range : 0.25 mm ²		
Qty.	250 pc(s).			
Type	CB1,6E18-16 AU,75 I3,5	Version	Product data	Packaging
Order No.	1582410000	PCB plug-in connector, Crimp contact, Individual contact, Socket		Box
GTIN (EAN)	4008190176228	connector, Gold-plated, Max. clamping range : 1.5 mm ²		
Qty.	250 pc(s).			
Type	CB1,6R14-12 AU,75 I4,2	Version	Product data	Packaging
Order No.	1582460000	PCB plug-in connector, Crimp contact, Reel packaged, Socket		Reel
GTIN (EAN)	4008190095895	connector, Gold-plated, Max. clamping range : 2.5 mm ²		
Qty.	3,000 pc(s).			
Type	CB1,6R14-12 SN I3,5	Version	Product data	Packaging
Order No.	1429800000	PCB plug-in connector, Crimp contact, Reel packaged, Socket		Reel
GTIN (EAN)	4008190181710	connector, tinned, Max. clamping range : 2.5 mm ²		
Qty.	4,000 pc(s).			
Type	CB1,6E14-12 SN I3,5	Version	Product data	Packaging
Order No.	1429900000	PCB plug-in connector, Crimp contact, Individual contact, Socket		Box
GTIN (EAN)	4008190071356	connector, tinned, Max. clamping range : 2.5 mm ²		
Qty.	250 pc(s).			
Type	CB1,6E14-12 AU,75 I4,2	Version	Product data	Packaging
Order No.	1582450000	PCB plug-in connector, Crimp contact, Individual contact, Socket		Box
GTIN (EAN)	4008190014643	connector, Gold-plated, Max. clamping range : 2.5 mm ²		
Qty.	250 pc(s).			
Type	CB1,6E14-12 SN I4,2	Version	Product data	Packaging
Order No.	1582470000	PCB plug-in connector, Crimp contact, Individual contact, Socket		Box
GTIN (EAN)	4008190067939	connector, tinned, Max. clamping range : 2.5 mm ²		
Qty.	250 pc(s).			
Type	CB1,6E18-16 SN I2,5	Version	Product data	Packaging
Order No.	1427900000	PCB plug-in connector, Crimp contact, Individual contact, Socket		Box
GTIN (EAN)	4008190035808	connector, tinned, Max. clamping range : 1.5 mm ²		
Qty.	250 pc(s).			
Type	CB1,6E18-16 AU,75 I2,5	Version	Product data	Packaging
Order No.	1426900000	PCB plug-in connector, Crimp contact, Individual contact, Socket		Box
GTIN (EAN)	4008190081799	connector, Gold-plated, Max. clamping range : 1.5 mm ²		
Qty.	250 pc(s).			
Type	CB1,6E22-20 SN I1,8	Version	Product data	Packaging
Order No.	1423900000	PCB plug-in connector, Crimp contact, Individual contact, Socket		Box
GTIN (EAN)	4008190008659	connector, tinned, Max. clamping range : 0.5 mm ²		
Qty.	250 pc(s).			
Type	CB1,6E18-16 SN I3,5	Version	Product data	Packaging
Order No.	1582430000	PCB plug-in connector, Crimp contact, Individual contact, Socket		Box
GTIN (EAN)	4008190050450	connector, tinned, Max. clamping range : 1.5 mm ²		
Qty.	250 pc(s).			

RSV1,6 B12 GR**Weidmüller Interface GmbH & Co. KG**

Klingenbergstraße 26

D-32758 Detmold

Germany

www.weidmueller.com**Accessories****Adapters for rail mounting****Clip on and use!**

From the circuit board in the control cabinet: snap-on or mounting feet form the link between plug-in connectors and terminal rails.

Compatible with all standard sizes: TS 15 or TS 35.

Combination foot or variations available.

The quick alternative to screw connections: unbeatable ease of installation and service.

The mounting foot for the terminal rails allows the universal use of pluggable connection systems on the module, the enclosure and the control cabinet and avoids patchwork solutions.

General ordering data

Type	RSV1,6 RF12/35X15 SW	Version	Product data	Packaging
Order No.	1690140000	PCB plug-in connector, Accessories, Clip-in foot, black, Number of		Box
GTIN (EAN)	4008190863005	poles: 12		
Qty.	10 pc(s).			
Type	RSV1,6 RF12/35X7.5 SW	Version	Product data	Packaging
Order No.	1582940000	PCB plug-in connector, Accessories, Clip-in foot, black, Number of		Box
GTIN (EAN)	4008190068486	poles: 12		
Qty.	10 pc(s).			

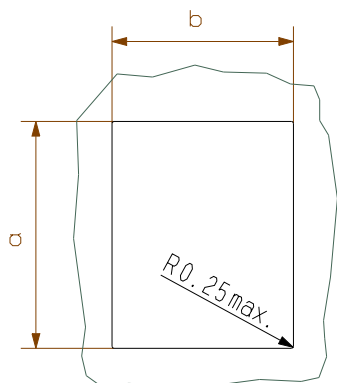
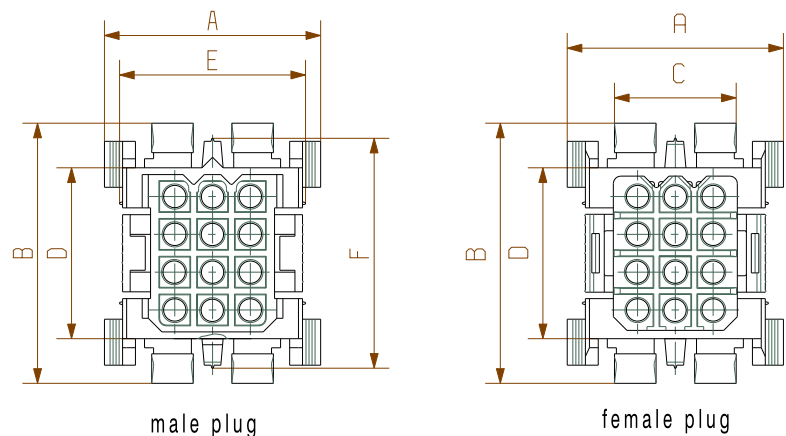
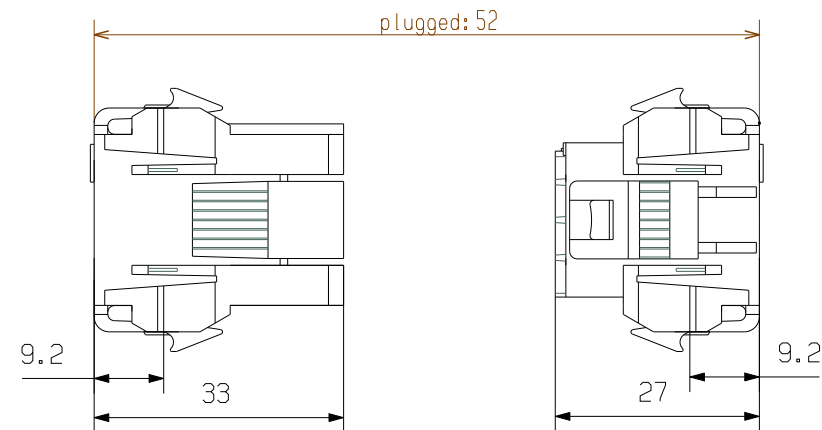
The reproduction, distribution and utilization of this document as well as the communication of its contents to others without explicit authorization is prohibited. Offenders will be held liable for the payment of damages. Weidmueller exclusively reserves the right to file for patents, utility models or designs.

© Weidmueller Interface GmbH & Co. KG


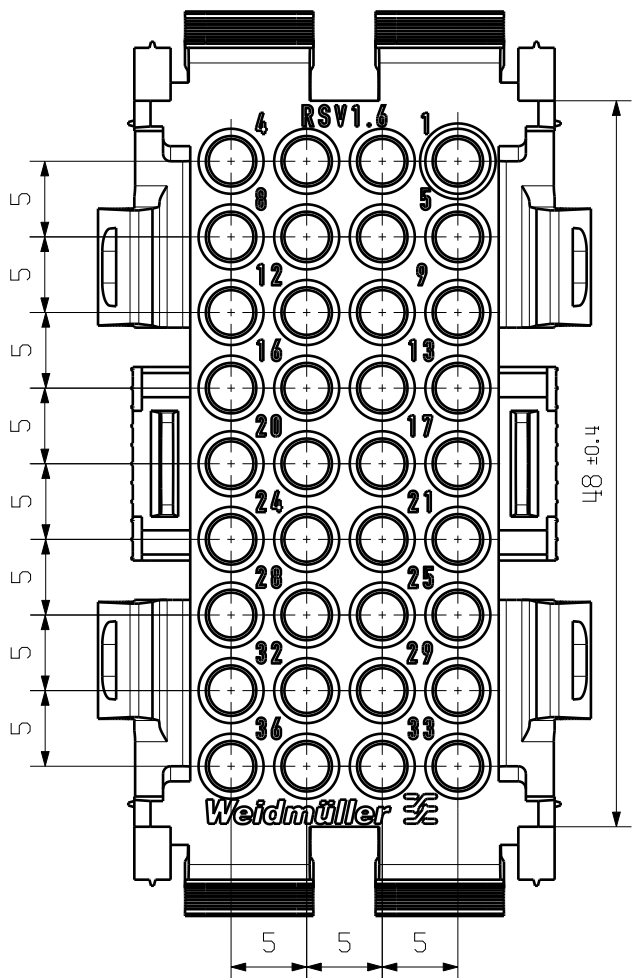
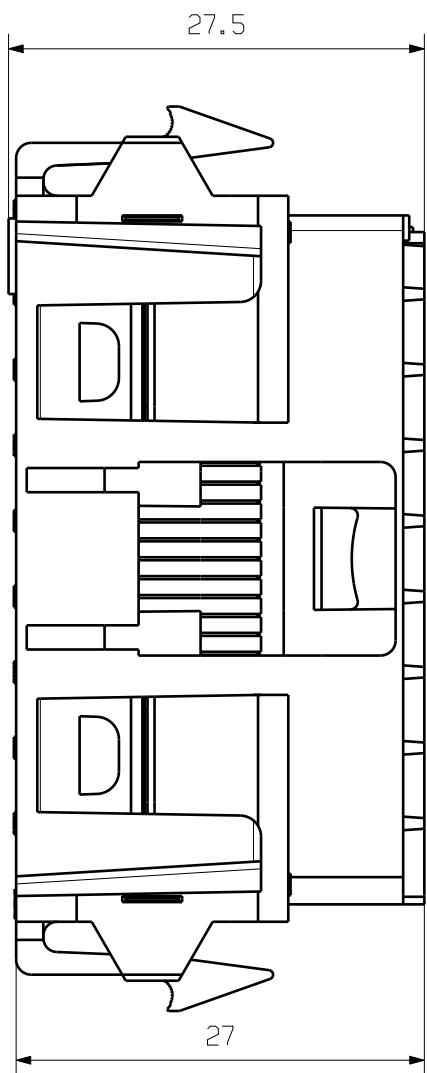
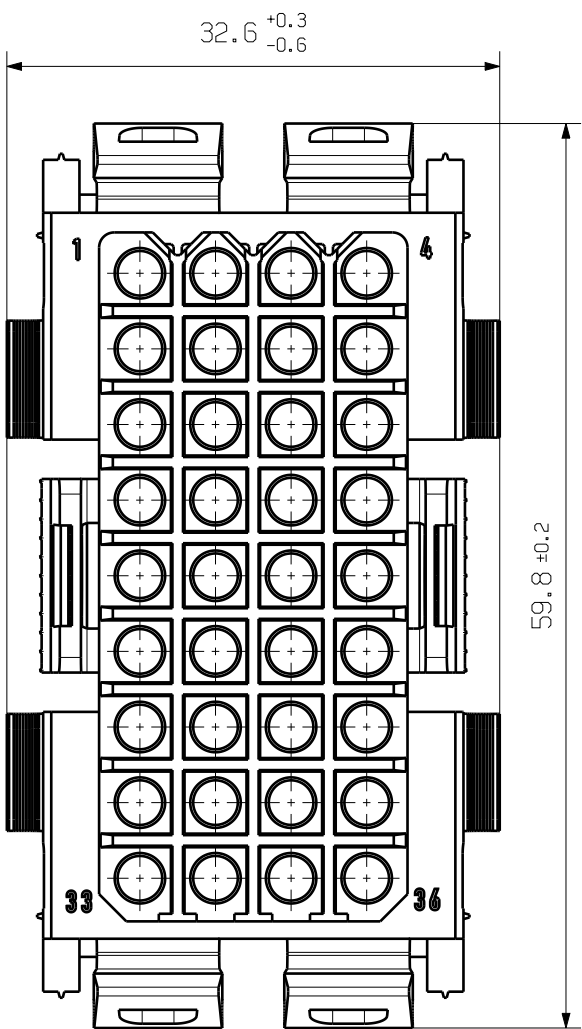
Dimensions without tolerances are no check dimensions

The English version is binding

Assembly instruction:






mounting cut-out
wall thickness : 1,3 - 2,3mm
recommended : 1,5 - 2,0mm



For the mounting of PCBs, it should be noted that the rated data given in the catalogue relates only to the connection elements. The necessary creepage and clearance paths must be observed in connection with the respective applicant in accordance to VDE 0110. The current-carrying capacity and pitch tolerance is to be determined according to DIN IEC 326 part 3 very fine.

Weidmueller connectors are tested to the DIN VDE 0627 standard, and are valid for its field of application. Provided that the connectors are used to the intended purpose, all requirements with respect to the occurring of electrical, mechanical, thermic and corrosive stress will be satisfied.

poles	dimension male plug / female plug					mounting cut-out	
	A	B	C	D	E	a ± 0.3	b ± 0.3
4	23,0	25,0	10,8	12,8	17,8	20,3	18,1
6	23,0	30,0	10,8	17,6	17,8	25,1	18,1
9	29,0	30,0	16,6	17,6	23,8	25,1	24,0
12	29,0	35,0	16,6	22,6	23,8	30,0	24,0
18	29,0	46,0	16,6	33,0	23,8	40,5	24,0
24	33,0	46,0	20,6	33,0	27,8	40,5	28,3
36	33,0	61,0	20,6	48,0	27,8	55,5	28,3

General tolerance: DIN ISO 2768-mK		94488/5		01	Weidmüller 	Cat.no.: .	
		29.06.18 HERTEL_S				1 14927	16
		Modification		Drawing no.		Issue no.	
				Sheet	00	of 00 sheets	
		Date	Name	RSV 1.6 B36 BUCHSENGEHAEUSE SOCKET HOUSING			
		Drawn	25.05.2011				LANG_T
Responsible		HERTEL_S					
Scale: 10:1	Checked	12.07.2018	HERTEL_S	Product file: RSV 1.6 CRIMP			
Supersedes: .	Approved		LANG_T				7265