

WDK 10 SET LS**Weidmüller Interface GmbH & Co. KG**

Klingenbergstraße 26

D-32758 Detmold

Germany

www.weidmueller.com**Product image**

To feed through power, signal, and data is the classical requirement in electrical engineering and panel building. The insulating material, the connection system and the design of the terminal blocks are the differentiating features. A feed-through terminal block is suitable for joining and/or connecting one or more conductors. They could have one or more connection levels that are on the same potential or insulated against one another.

General ordering data

| | |
|------------|--|
| Version | Multi-tier modular terminal, Screw connection, 10 mm ² , 800 V, 57 A, Number of levels: 2, dark beige |
| Order No. | 1415530000 |
| Type | WDK 10 SET LS |
| GTIN (EAN) | 4050118216547 |
| Qty. | 1 pc(s). |

WDK 10 SET LS

Weidmüller Interface GmbH & Co. KG

Klingenbergstraße 26

D-32758 Detmold

Germany

www.weidmueller.com

Technical data

Dimensions and weights

| | | | |
|------------|-----------|-----------------|------------|
| Depth | 69 mm | Depth (inches) | 2.717 inch |
| Height | 85 mm | Height (inches) | 3.346 inch |
| Width | 49.5 mm | Width (inches) | 1.949 inch |
| Net weight | 227.143 g | | |

Temperatures

| | | | |
|----------------------------------|----------------|----------------------------------|--------|
| Storage temperature | -25 °C...55 °C | Continuous operating temp., min. | -50 °C |
| Continuous operating temp., max. | 120 °C | | |

Material data

| | | | |
|---------------------------|-------|--------|------------|
| Material | Wemid | Colour | dark beige |
| UL 94 flammability rating | V-0 | | |

System specifications

| | | | |
|-------------------------------|-----------------------------------|-------------------------------------|-------|
| Version | Screw connection, Double terminal | End cover plate required | Yes |
| Number of levels | 2 | Number of clamping points per level | 2 |
| Number of potentials per tier | 1 | Levels cross-connected internally | No |
| PE connection | No | Rail | TS 35 |
| N-function | No | PE function | No |
| PEN function | No | | |

Additional technical data

| | | | |
|--------------------------|---------|------------|-------|
| Explosion-tested version | No | Open sides | right |
| Type of mounting | Snap-on | | |

CSA rating data

| | | | |
|-------------------------------|----------------|-------------------------------|-------|
| Certificate No. (CSA) | 200039-1057876 | Current size B (CSA) | 64 A |
| Current size C (CSA) | 64 A | Current size D (CSA) | 5 A |
| Voltage size B (CSA) | 600 V | Voltage size C (CSA) | 600 V |
| Voltage size D (CSA) | 600 V | Wire cross section max. (CSA) | 6 AWG |
| Wire cross section min. (CSA) | 18 AWG | | |

Conductors for clamping (additional connection)

| | |
|--|------------------|
| Connection type, additional connection | Screw connection |
|--|------------------|

WDK 10 SET LS

Weidmüller Interface GmbH & Co. KG

Klingenbergstraße 26

D-32758 Detmold

Germany

www.weidmueller.com

Technical data

Conductors for clamping (rated connection)

| | | | |
|---|---------------------|---|---------------------|
| Blade size | 1.0 x 5.5 mm | Clamping range, max. | 16 mm ² |
| Clamping range, min. | 1.5 mm ² | Clamping screw | M 4 |
| Connection cross-section, stranded, max. | 16 mm ² | Connection cross-section, stranded, min. | 1.5 mm ² |
| Connection direction | on side | Gauge to IEC 60947-1 | B6 |
| Number of connections | 20 | Stripping length | 12 mm |
| Tightening torque, max. | 1.9 Nm | Tightening torque, min. | 1.2 Nm |
| Twin wire-end ferrules, max. | 6 mm ² | Twin wire-end ferrules, min. | 1.5 mm ² |
| Type of connection | Screw connection | Type of connection 2 | Screw connection |
| Wire connection cross section AWG, max. | AWG 6 | Wire connection cross section AWG, min. | AWG 16 |
| Wire connection cross section, finely stranded, max. | 16 mm ² | Wire connection cross section, finely stranded, min. | 1.5 mm ² |
| Wire connection cross-section, finely stranded with wire-end ferrules DIN 46228/1, max. | 16 mm ² | Wire connection cross-section, finely stranded with wire-end ferrules DIN 46228/1, min. | 1.5 mm ² |
| Wire connection cross-section, finely stranded with wire-end ferrules DIN 46228/4, max. | 16 mm ² | Wire connection cross-section, finely stranded with wire-end ferrules DIN 46228/4, min. | 1.5 mm ² |
| Wire connection cross-section, solid core, max. | 16 mm ² | Wire connection cross-section, solid core, min. | 1.5 mm ² |

General

| | | | |
|---|-------|---|----------------------|
| Rail | TS 35 | Standards | IEC 60947-7-1 (-7-2) |
| Wire connection cross section AWG, max. | AWG 6 | Wire connection cross section AWG, min. | AWG 16 |

PE rating data

| | |
|--------------|----|
| PEN function | No |
|--------------|----|

Rating data

| | | | |
|--|--------------------|---------------------------------|----------------------|
| Rated cross-section | 10 mm ² | Rated voltage | 800 V |
| Rated DC voltage | 800 V | Rated current | 57 A |
| Current at maximum wires | 70 A | Standards | IEC 60947-7-1 (-7-2) |
| Volume resistance according to IEC 60947-7-x | 0.56 mΩ | Rated impulse withstand voltage | 8 kV |
| Power loss in accordance with IEC 60947-7-x | 1.82 W | Pollution severity | 3 |
| Surge voltage category | III | | |

UL rating data

| | | | |
|---|--------|---|-------|
| Certificate No. (UR) | E60693 | Conductor size Factory wiring max. (UR) | 6 AWG |
| Conductor size Factory wiring min. (UR) | 18 AWG | Conductor size Field wiring max. (UR) | 6 AWG |
| Conductor size Field wiring min. (UR) | 18 AWG | Current size B (UR) | 64 A |
| Current size C (UR) | 64 A | Current size D (UR) | 5 A |
| Voltage size B (UR) | 600 V | Voltage size C (UR) | 600 V |
| Voltage size D (UR) | 600 V | | |

WDK 10 SET LS

Weidmüller Interface GmbH & Co. KG

Klingenbergstraße 26

D-32758 Detmold

Germany

www.weidmueller.com

Technical data

Classifications

| | | | |
|-------------|-------------|-------------|-------------|
| ETIM 6.0 | EC000897 | ETIM 7.0 | EC000897 |
| ETIM 8.0 | EC000897 | ETIM 9.0 | EC000897 |
| ECLASS 9.0 | 27-14-11-20 | ECLASS 9.1 | 27-14-11-20 |
| ECLASS 10.0 | 27-14-11-20 | ECLASS 11.0 | 27-14-11-20 |
| ECLASS 12.0 | 27-14-11-20 | ECLASS 13.0 | 27-25-01-02 |

Environmental Product Compliance

REACH SVHC

/

Approvals

Approvals



| | |
|-----------------------|------------|
| ROHS | Conform |
| UL File Number Search | UL Website |
| Certificate No. (UR) | E60693 |

Downloads

| | |
|---|--|
| Approval/Certificate/Document of Conformity | CE Declaration of Conformity UKCA declaration of conformity Confirmation of Standards EN 45545-2_2020-10 |
| Engineering Data | CAD data – STEP |
| Engineering Data | Zuken E3.S |
| User Documentation | StorageConditionsTerminalBlocks |
| Catalogues | Catalogues in PDF-format |
| Brochures | |

WDK 10 SET LS

Weidmüller Interface GmbH & Co. KG

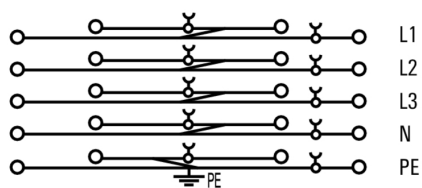
Klingenbergstraße 26

D-32758 Detmold

Germany

www.weidmueller.com

Drawings



WDK 10 SET LS

Weidmüller Interface GmbH & Co. KG

Klingenbergstraße 26

D-32758 Detmold

Germany

www.weidmueller.com

Accessories

W-Series



Weidmüller's range of products includes end brackets that guarantee a permanent, reliable mounting on the terminal rail and prevent sliding. Versions with and without screws are available. The end brackets include marking options, also for group markers, and also a test plug holder.

General ordering data

| | | |
|------------|----------------------------|--|
| Type | WEW 35/1 | Version |
| Order No. | 1059000000 | End bracket, Wemid, dark beige, Rail: TS 35, when screwed in |
| GTIN (EAN) | 4008190172282 | |
| Qty. | 50 pc(s). | |

Blank



The Dekafix (DEK) marker is the universal marker for all conductor and plug-in connectors as well as for electronic sub-assemblies. The system is ideal for short number sequences and covers a wide range of ready-printed markers.

Strips for fast installation in only one work step. The printing is easy to read, rich in contrast and available in various widths.

- Large range of ready-to-use markers
- Strips for fast installation
- Terminal markers, suitable for all Weidmüller cable connectors
- Available as blank MultiCard or with standard printing

For custom printing: Please send us a file of our labeling software M-Print PRO or M-Print PRO Online (without installation) for your labeling specifications.

General ordering data

| | | |
|------------|----------------------------|---|
| Type | DEK 5/8-11.5 MC NE WS | Version |
| Order No. | 1341630000 | Dekafix, Terminal marker, 5 x 8 mm, Pitch in mm (P): 8.00 |
| GTIN (EAN) | 4050118145946 | Weidmueller, white |
| Qty. | 500 pc(s). | |

WDK 10 SET LS

Weidmüller Interface GmbH & Co. KG

Klingenbergstraße 26


D-32758 Detmold

Germany

www.weidmueller.com

Accessories

With lightning flash




The WAD connector marker is suitable for W-series terminals and for the WEW 35/2 and ZEW 35/2 end brackets. The markers are available as blank markers, with custom printing or standard print with lightning symbol. The WAD MultiCard markers are suitable for labelling with PrintJet CONNECT printers.

For custom printing: Please send us a file of our labeling software M-Print PRO or M-Print PRO Online (without installation) for your labeling specifications.

General ordering data

| | | |
|------------|----------------------------|---|
| Type | WAD 8 MC B GE/SW | Version |
| Order No. | 1120470000 | Group markers, Cover, 33.3 x 8 mm, Pitch in mm (P): 8.00 WDU 4, |
| GTIN (EAN) | 4032248901289 | WEW 35/2, ZEW 35/2, yellow |
| Qty. | 48 pc(s). | |

10 mm²

Screwable cross-connections are easy to mount and de mount. Thanks to the big contact surface, even high currents can be transmitted with maximum contact reliability.

General ordering data

| | | |
|------------|----------------------------|---|
| Type | WQV 10/4 | Version |
| Order No. | 1055060000 | Cross-connector (terminal), when screwed in, Number of poles: 4, |
| GTIN (EAN) | 4008190188245 | Pitch in mm (P): 9.90, Insulated: Yes, 63 A, yellow |
| Qty. | 50 pc(s). | |
| Type | WQV 10/2 | Version |
| Order No. | 1052560000 | Cross-connector (terminal), when screwed in, Number of poles: 2, |
| GTIN (EAN) | 4008190154943 | Pitch in mm (P): 9.90, Insulated: Yes, 76 A, yellow |
| Qty. | 50 pc(s). | |
| Type | WQV 10/10 | Version |
| Order No. | 1052460000 | Cross-connector (terminal), when screwed in, Number of poles: 10, |
| GTIN (EAN) | 4008190152130 | Pitch in mm (P): 9.90, Insulated: Yes, 63 A, yellow |
| Qty. | 20 pc(s). | |
| Type | WQV 10/3 | Version |
| Order No. | 1054960000 | Cross-connector (terminal), when screwed in, Number of poles: 3, |
| GTIN (EAN) | 4008190079079 | Pitch in mm (P): 9.90, Insulated: Yes, 63 A, yellow |
| Qty. | 50 pc(s). | |

WDK 10 SET LS

Weidmüller Interface GmbH & Co. KG

Klingenbergstraße 26

D-32758 Detmold

Germany

www.weidmueller.com

Accessories

Marker holder



The marker holder offer the possibility of additional mounting of standard markers with a pitch of 5 or 5.1 mm. The angled holders can be optionally snapped together and could be mounted in all standard marking channels of the Klippon® Connect modular terminal blocks. Fitting marker types could be found under the respective accessories of the designation marking holder.

General ordering data

| | | |
|------------|----------------------------|----------------------------|
| Type | BZT 1 WS 10/5 | Version |
| Order No. | 1805490000 | Accessories, Marker holder |
| GTIN (EAN) | 4032248270231 | |
| Qty. | 100 pc(s). | |
| Type | BZT 1 ZA WS 10/5 | Version |
| Order No. | 1805520000 | Accessories, Marker holder |
| GTIN (EAN) | 4032248270248 | |
| Qty. | 100 pc(s). | |

Blank



The WAD connector marker is suitable for W-series terminals and for the WEW 35/2 and ZEW 35/2 end brackets. The markers are available as blank markers, with custom printing or standard print with lightning symbol. The WAD MultiCard markers are suitable for labelling with PrintJet CONNECT printers.

For custom printing: Please send us a file of our labeling software M-Print PRO or M-Print PRO Online (without installation) for your labeling specifications.

General ordering data

| | | |
|------------|----------------------------|---|
| Type | WAD 8 MC NE WS | Version |
| Order No. | 1112940000 | Group markers, Cover, 33.3 x 8 mm, Pitch in mm (P): 8.00 WDU 4, |
| GTIN (EAN) | 4032248891825 | WEW 35/2, ZEW 35/2, white |
| Qty. | 48 pc(s). | |
| Type | WAD 8 MC NE GE | Version |
| Order No. | 1112950000 | Group markers, Cover, 33.3 x 8 mm, Pitch in mm (P): 8.00 WDU 4, |
| GTIN (EAN) | 4032248891696 | WEW 35/2, ZEW 35/2, yellow |
| Qty. | 48 pc(s). | |

WDK 10 SET LS

Weidmüller Interface GmbH & Co. KG

Klingenbergstraße 26

D-32758 Detmold

Germany

www.weidmueller.com

Accessories

10 mm²10
mm²

End plates are fitted to the open side of the last modular terminal before the end bracket. The use of an end plate ensures the function of the modular terminal and the specified rated voltage. It guarantees protection against contact with live parts and makes the final terminal finger-proof.

General ordering data

| | | |
|------------|----------------------------|---|
| Type | WAP WDK10 BL | Version |
| Order No. | 1186730000 | End plate (terminals), 85 mm x 1.5 mm, blue |
| GTIN (EAN) | 4050118024678 | |
| Qty. | 20 pc(s). | |
| Type | WAP WDK10 | Version |
| Order No. | 1186720000 | End plate (terminals), 85 mm x 1.5 mm, dark beige |
| GTIN (EAN) | 4050118024661 | |
| Qty. | 20 pc(s). | |

Slotted screwdriver



Slotted screwdriver with rounded blade SD DIN 5265, ISO 2380/2, output to DIN 5264, ISO 2380/1. ChromTop tip, SoftFinish grip

General ordering data

| | | |
|------------|----------------------------|--------------------------|
| Type | SDS 1.0X5.5X150 | Version |
| Order No. | 9008350000 | Screwdriver, Screwdriver |
| GTIN (EAN) | 4032248056316 | |
| Qty. | 1 pc(s). | |