

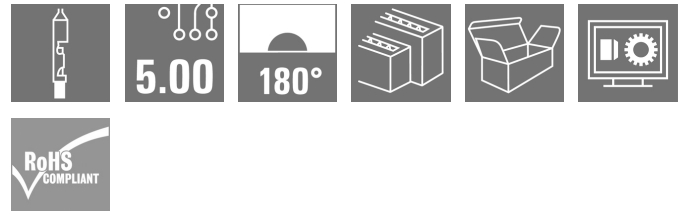
RSV1,6 B6 GR**Weidmüller Interface GmbH & Co. KG**

Klingenbergstraße 26

D-32758 Detmold

Germany

www.weidmueller.com

Product image

Similar to illustration

Rectangular plug-in connector for use with crimp contacts. Can be used as universal coupling, but also with the PCB variations. The crimp contacts guarantee a high connection density. CS 1.6 or CB 1.6 contacts can be used here. The plug-in connectors can be coded and locked to the mating connector. Supplied in cardboard box.

General ordering data

| | |
|--------------|---|
| Version | PCB plug-in connector, female plug, 5.00 mm, Number of poles: 6, 180°, Crimp connection, Clamping range, max. : 3.31 mm², Box |
| Order No. | 1414000000 |
| Type | RSV1,6 B6 GR |
| GTIN (EAN) | 4008190055394 |
| Qty. | 25 pc(s). |
| Product data | IEC: 630 V / 17 A UL: 600 V / 10 A / AWG 26 - AWG 12 |
| Packaging | Box |

Creation date July 3, 2024 4:25:41 AM CEST

Catalogue status 29.06.2024 / We reserve the right to make technical changes.

RSV1,6 B6 GR

Weidmüller Interface GmbH & Co. KG

Klingenbergstraße 26

D-32758 Detmold

Germany

www.weidmueller.com

Technical data

Dimensions and weights

| | | | |
|------------|--------|-----------------|------------|
| Depth | 23 mm | Depth (inches) | 0.906 inch |
| Height | 33 mm | Height (inches) | 1.299 inch |
| Width | 30 mm | Width (inches) | 1.181 inch |
| Net weight | 5.32 g | | |

System Parameters

| | | | |
|--|------------------------------|--|------------------------|
| Product family | OMNIMATE Signal - series RSV | Type of connection | Field connection |
| Wire connection method | Crimp connection | Pitch in mm (P) | 5 mm |
| Pitch in inches (P) | 0.197 " | Conductor outlet direction | 180° |
| Number of poles | 6 | L1 in mm | 10 mm |
| L1 in inches | 0.394 " | Number of rows | 2 |
| Pin series quantity | 3 | Touch-safe protection acc. to DIN VDE 57 106 | Safe from finger touch |
| Touch-safe protection acc. to DIN VDE 0470 | IP 20 | Can be coded | Yes |
| Stripping length | 4 mm | Plugging cycles | 25 |
| Plugging force/pole, max. | 2 N | Pulling force/pole, max. | 2 N |

Material data

| | | | |
|---------------------------------------|----------|---------------------------------------|-------------|
| Insulating material | PA 66/6 | Colour | Pebble grey |
| Colour chart (similar) | RAL 7032 | Insulating material group | I |
| Comparative Tracking Index (CTI) | ≥ 600 | UL 94 flammability rating | V-0 |
| Contact material | Cu-alloy | Storage temperature, min. | -40 °C |
| Storage temperature, max. | 70 °C | Operating temperature, min. | -50 °C |
| Operating temperature, max. | 100 °C | Temperature range, installation, min. | -25 °C |
| Temperature range, installation, max. | 100 °C | | |

Conductors suitable for connection

| | | | |
|----------------------------|----------------------|----------------------------|----------------------|
| Clamping range, min. | 0.13 mm ² | Clamping range, max. | 3.31 mm ² |
| Flexible, min. H05(07) V-K | 0.2 mm ² | Flexible, max. H05(07) V-K | 2.5 mm ² |

Rated data acc. to IEC

| | | | |
|---|------------------------|---|-------------------|
| tested acc. to standard | IEC 60664-1, IEC 61984 | Rated current, min. number of poles (Tu=20°C) | 17 A |
| Rated current, max. number of poles (Tu=20°C) | 13 A | Rated current, min. number of poles (Tu=40°C) | 15 A |
| Rated current, max. number of poles (Tu=40°C) | 11.5 A | Rated voltage for surge voltage class / pollution degree II/2 | 630 V |
| Rated voltage for surge voltage class / pollution degree III/2 | 400 V | Rated voltage for surge voltage class / pollution degree III/3 | 250 V |
| Rated impulse voltage for surge voltage class/ pollution degree II/2 | 4 kV | Rated impulse voltage for surge voltage class/ pollution degree III/2 | 4 kV |
| Rated impulse voltage for surge voltage class/ contamination degree III/3 | 4 kV | Short-time withstand current resistance | 3 x 1s with 120 A |

RSV1,6 B6 GR

Weidmüller Interface GmbH & Co. KG

Klingenbergstraße 26

D-32758 Detmold

Germany

www.weidmueller.com

Technical data

Rated data acc. to CSA

Institute (CSA)



Certificate No. (CSA)

53975-13

Rated voltage (Use group C / CSA)

600 V

Rated current (Use group C / CSA)

13 A

Wire cross-section, AWG, min.

AWG 26

Wire cross-section, AWG, max.

AWG 12

Reference to approval values

Specifications are maximum values, details - see approval certificate.

Rated data acc. to UL 1059

Institute (UR)



Certificate No. (UR)

E92202

Reference to approval values

Specifications are maximum values, details - see approval certificate.

Packing

Packaging

Box

VPE length

130 mm

VPE width

106 mm

VPE height

66 mm

Classifications

ETIM 6.0

EC002638

ETIM 7.0

EC002638

ETIM 8.0

EC002638

ETIM 9.0

EC002638

ECLASS 9.0

27-44-03-09

ECLASS 9.1

27-44-03-09

ECLASS 10.0

27-44-03-09

ECLASS 11.0

27-46-02-02

ECLASS 12.0

27-46-02-02

ECLASS 13.0

27-46-02-02

Environmental Product Compliance

REACH SVHC

/

RSV1,6 B6 GR

Weidmüller Interface GmbH & Co. KG

Klingenbergstraße 26

D-32758 Detmold

Germany

www.weidmueller.com

Technical data

Important note

| | |
|----------------|---|
| IPC conformity | Conformity: The products are developed, manufactured and delivered according international recognized standards and norms and comply with the assured properties in the data sheet resp. fulfill decorative properties in accordance with IPC-A-610 "Class 2". Further claims on the products can be evaluated on request. |
| Notes | <ul style="list-style-type: none">• Additional variants on request• Rated current related to rated cross-section & min. No. of poles.• Spacing between rows: see hole layout• Rated cross-section depends on crimp contact used.• Rated data refer only to the component itself. Clearance and creepage distances to other components are to be designed in accordance with the relevant application standards.• Max. outer diameter of the cable (with insulation): 3.5 mm• Long term storage of the product with average temperature of 50 °C and maximum humidity 70%, 36 months |

Approvals

Approvals



| | |
|-----------------------|------------|
| ROHS | Conform |
| UL File Number Search | UL Website |
| Certificate No. (UR) | E92202 |

Downloads

| | |
|---|---|
| Approval/Certificate/Document of Conformity | Declaration of the Manufacturer |
| Engineering Data | CAD data – STEP |
| Catalogues | Catalogues in PDF-format |
| Brochures | MB DEVICE MANUF. EN FL 72H SAMPLE SER EN PO OMNIMATE EN PO OMNIMATE EN |

RSV1,6 B6 GR

Weidmüller Interface GmbH & Co. KG
 Klingenbergstraße 26
 D-32758 Detmold
 Germany

www.weidmueller.com

Drawings

Dimensional drawing

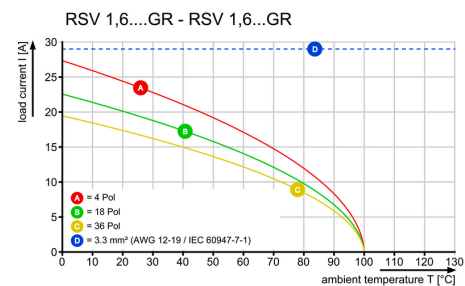


Dimensional drawing



| poles | dimension male plug / female plug | | | | | mounting cut-out | |
|-------|-----------------------------------|------|------|------|------|------------------|--------|
| | A | B | C | D | E | a ±0.2 | b ±0.2 |
| 4 | 23.0 | 25.0 | 10.0 | 12.0 | 17.0 | 20.3 | 18.1 |
| 6 | 23.0 | 30.0 | 10.0 | 17.0 | 17.0 | 25.1 | 18.1 |
| 9 | 29.0 | 30.0 | 16.1 | 17.0 | 23.0 | 25.1 | 24.0 |
| 12 | 29.0 | 35.0 | 16.1 | 22.0 | 23.0 | 30.0 | 24.0 |
| 18 | 29.0 | 46.0 | 16.1 | 33.0 | 23.0 | 40.5 | 24.0 |
| 24 | 33.0 | 46.0 | 20.0 | 33.0 | 27.0 | 40.5 | 28.3 |
| 36 | 33.0 | 61.0 | 20.0 | 48.0 | 27.0 | 55.5 | 28.3 |

Graph



RSV1,6 B6 GR

Weidmüller Interface GmbH & Co. KG

Klingenbergstraße 26

D-32758 Detmold

Germany

www.weidmueller.com

Accessories

Adapters for rail mounting

**Clip on and use!**

From the circuit board in the control cabinet: snap-on or mounting feet form the link between plug-in connectors and terminal rails.

Compatible with all standard sizes: TS 15 or TS 35.

Combination foot or variations available.

The quick alternative to screw connections: unbeatable ease of installation and service.

The mounting foot for the terminal rails allows the universal use of pluggable connection systems on the module, the enclosure and the control cabinet and avoids patchwork solutions.

General ordering data

| Type | RSV1,6 RF6/35X7.5 SW | Version | Product data | Packaging |
|------------|----------------------------|--|--------------|-----------|
| Order No. | 1582920000 | PCB plug-in connector, Accessories, Clip-in foot, black, Number of | | Box |
| GTIN (EAN) | 4008190146870 | poles: 6 | | |
| Qty. | 10 pc(s). | | | |
| Type | RSV1,6 RF6/35X15 SW | Version | Product data | Packaging |
| Order No. | 1690120000 | PCB plug-in connector, Accessories, Clip-in foot, black, Number of | | Box |
| GTIN (EAN) | 4008190862985 | poles: 6 | | |
| Qty. | 10 pc(s). | | | |

Coding elements

**Only connects what is supposed to be connected: the right connection at the right place.**

Coding elements and locking devices clearly assign connecting elements during the manufacturing process and operation

The coding elements and locking devices are inserted prior to assembly or during the cable assembly phase.

The Weidmüller alternative: configure online using the variant configurator to precode prior to delivery.

Incorrect assembly on the circuit board and incorrect plugging of connecting elements is no longer possible.

The advantage: no troubleshooting during manufacture and no operational errors by the user.

General ordering data

| Type | RSV1,6 KO | Version | Product data | Packaging |
|------------|----------------------------|---|--------------|-----------|
| Order No. | 1567430000 | PCB plug-in connector, Accessories, Coding element, black, Number | | Box |
| GTIN (EAN) | 4008190169756 | of poles: 1 | | |
| Qty. | 50 pc(s). | | | |

RSV1,6 B6 GR

Weidmüller Interface GmbH & Co. KG

Klingenbergstraße 26

D-32758 Detmold

Germany

www.weidmueller.com

Accessories

Females socket contact



For a reliable contact - CB/CS crimp contact.

The combination of RSV housings and Weidmüller's crimp contacts enable custom adaptations to the specific requirements of your applications.

The following product options are available depending on the system:

- Safe centring of the contacts using the three-segment pin tips
- High contact reliability using four defined contact points
- Locking clasp in the cantilever spring for a secure mount of the contacts in the housing
- Pin contacts with two lengths to implement leading-pin contacts
- Up to 100 plugging cycles (tin version)
- Up to 500 plugging cycles (gold version)

The appropriate high-quality tools from Weidmüller guarantee professional processing.

General ordering data

| Type | Version | Product data | Packaging |
|--------------------------------------|--|--------------|-----------|
| CB1,6E22-20 AU,75 I2,5 | Version | Product data | Packaging |
| Order No. 1424900000 | PCB plug-in connector, Crimp contact, Individual contact, Socket | | Box |
| GTIN (EAN) 4008190180751 | connector, Gold-plated, Max. clamping range : 0.5 mm ² | | |
| Qty. 250 pc(s). | | | |
| Type | Version | Product data | Packaging |
| CB1,6E14-12 SN I3,5 | Version | Product data | Packaging |
| Order No. 1429900000 | PCB plug-in connector, Crimp contact, Individual contact, Socket | | Box |
| GTIN (EAN) 4008190071356 | connector, tinned, Max. clamping range : 2.5 mm ² | | |
| Qty. 250 pc(s). | | | |
| Type | Version | Product data | Packaging |
| CB1,6E26-24 AU,75 I1,4 | Version | Product data | Packaging |
| Order No. 1420900000 | PCB plug-in connector, Crimp contact, Individual contact, Socket | | Box |
| GTIN (EAN) 4008190041779 | connector, Gold-plated, Max. clamping range : 0.25 mm ² | | |
| Qty. 250 pc(s). | | | |
| Type | Version | Product data | Packaging |
| CB1,6R14-12 SN I4,2 | Version | Product data | Packaging |
| Order No. 1582480000 | PCB plug-in connector, Crimp contact, Reel packaged, Socket | | Reel |
| GTIN (EAN) 4008190003289 | connector, tinned, Max. clamping range : 2.5 mm ² | | |
| Qty. 3,000 pc(s). | | | |
| Type | Version | Product data | Packaging |
| CB1,6R14-12 SN I3,5 | Version | Product data | Packaging |
| Order No. 1429800000 | PCB plug-in connector, Crimp contact, Reel packaged, Socket | | Reel |
| GTIN (EAN) 4008190181710 | connector, tinned, Max. clamping range : 2.5 mm ² | | |
| Qty. 4,000 pc(s). | | | |
| Type | Version | Product data | Packaging |
| CB1,6E18-16 AU,75 I3,5 | Version | Product data | Packaging |
| Order No. 1582410000 | PCB plug-in connector, Crimp contact, Individual contact, Socket | | Box |
| GTIN (EAN) 4008190176228 | connector, Gold-plated, Max. clamping range : 1.5 mm ² | | |
| Qty. 250 pc(s). | | | |
| Type | Version | Product data | Packaging |
| CB1,6E22-20 AU,75 I1,8 | Version | Product data | Packaging |
| Order No. 1422900000 | PCB plug-in connector, Crimp contact, Individual contact, Socket | | Box |
| GTIN (EAN) 4008190179243 | connector, Gold-plated, Max. clamping range : 0.5 mm ² | | |
| Qty. 250 pc(s). | | | |

RSV1,6 B6 GR

Weidmüller Interface GmbH & Co. KG

Klingenbergstraße 26

D-32758 Detmold

Germany

www.weidmueller.com

Accessories

| | | | | |
|------------|----------------------------|---|--------------|-----------|
| Type | CB1,6R14-12 AU,75 I4,2 | Version | Product data | Packaging |
| Order No. | 1582460000 | PCB plug-in connector, Crimp contact, Reel packaged, Socket | | Reel |
| GTIN (EAN) | 4008190095895 | connector, Gold-plated, Max. clamping range : 2.5 mm ² | | |
| Qty. | 3,000 pc(s). | | | |
| Type | CB1,6E14-12 SN I4,2 | Version | Product data | Packaging |
| Order No. | 1582470000 | PCB plug-in connector, Crimp contact, Individual contact, Socket | | Box |
| GTIN (EAN) | 4008190067939 | connector, tinned, Max. clamping range : 2.5 mm ² | | |
| Qty. | 250 pc(s). | | | |
| Type | CB1,6R14-12 AU,75 I3,5 | Version | Product data | Packaging |
| Order No. | 1428800000 | PCB plug-in connector, Crimp contact, Reel packaged, Socket | | Reel |
| GTIN (EAN) | 4008190044169 | connector, Gold-plated, Max. clamping range : 2.5 mm ² | | |
| Qty. | 3,000 pc(s). | | | |
| Type | CB1,6E26-24 SN I1,4 | Version | Product data | Packaging |
| Order No. | 1421900000 | PCB plug-in connector, Crimp contact, Individual contact, Socket | | Box |
| GTIN (EAN) | 4008190051600 | connector, tinned, Max. clamping range : 0.25 mm ² | | |
| Qty. | 250 pc(s). | | | |
| Type | CB1,6E14-12 AU,75 I3,5 | Version | Product data | Packaging |
| Order No. | 1428900000 | PCB plug-in connector, Crimp contact, Individual contact, Socket | | Box |
| GTIN (EAN) | 4008190072148 | connector, Gold-plated, Max. clamping range : 2.5 mm ² | | |
| Qty. | 250 pc(s). | | | |
| Type | CB1,6E22-20 SN I1,8 | Version | Product data | Packaging |
| Order No. | 1423900000 | PCB plug-in connector, Crimp contact, Individual contact, Socket | | Box |
| GTIN (EAN) | 4008190008659 | connector, tinned, Max. clamping range : 0.5 mm ² | | |
| Qty. | 250 pc(s). | | | |
| Type | CB1,6E18-16 SN I3,5 | Version | Product data | Packaging |
| Order No. | 1582430000 | PCB plug-in connector, Crimp contact, Individual contact, Socket | | Box |
| GTIN (EAN) | 4008190050450 | connector, tinned, Max. clamping range : 1.5 mm ² | | |
| Qty. | 250 pc(s). | | | |
| Type | CB1,6E14-12 AU,75 I4,2 | Version | Product data | Packaging |
| Order No. | 1582450000 | PCB plug-in connector, Crimp contact, Individual contact, Socket | | Box |
| GTIN (EAN) | 4008190014643 | connector, Gold-plated, Max. clamping range : 2.5 mm ² | | |
| Qty. | 250 pc(s). | | | |
| Type | CB1,6E18-16 SN I2,5 | Version | Product data | Packaging |
| Order No. | 1427900000 | PCB plug-in connector, Crimp contact, Individual contact, Socket | | Box |
| GTIN (EAN) | 4008190035808 | connector, tinned, Max. clamping range : 1.5 mm ² | | |
| Qty. | 250 pc(s). | | | |
| Type | CB1,6E22-20 SN I2,5 | Version | Product data | Packaging |
| Order No. | 1425900000 | PCB plug-in connector, Crimp contact, Individual contact, Socket | | Box |
| GTIN (EAN) | 4008190054731 | connector, tinned, Max. clamping range : 0.5 mm ² | | |
| Qty. | 250 pc(s). | | | |
| Type | CB1,6E18-16 AU,75 I2,5 | Version | Product data | Packaging |
| Order No. | 1426900000 | PCB plug-in connector, Crimp contact, Individual contact, Socket | | Box |
| GTIN (EAN) | 4008190081799 | connector, Gold-plated, Max. clamping range : 1.5 mm ² | | |
| Qty. | 250 pc(s). | | | |

RSV1,6 B6 GR**Weidmüller Interface GmbH & Co. KG**

Klingenbergstraße 26

D-32758 Detmold

Germany

www.weidmueller.com**Accessories****Strain reliefs****For frequent load changes: the "trailer coupling" for plug-in connectors.**

The strain relief can do more than just relieve the strain on conductors:

Simply clip onto the plug and

- bundle conductors
- guide cables
- use as a connection and disconnection aid

No damage to the connecting points, clear, tidy wiring and easy to handle.

User advantages: permanent heavy-duty connections for harsh industrial environments and convenient operation ensure improved system availability.

General ordering data

| Type | RSV1,6 ZE06 BK BX | Version | Product data | Packaging |
|------------|----------------------------|---|--------------|-----------|
| Order No. | 1563500000 | PCB plug-in connector, Accessories, Strain relief, black, Number of | | Box |
| GTIN (EAN) | 4008190038472 | poles: 6 | | |
| Qty. | 25 pc(s). | | | |

The reproduction, distribution and utilization of this document as well as the communication of its contents to others without explicit authorization is prohibited. Offenders will be held liable for the payment of damages. Weidmueller exclusively reserves the right to file for patents, utility models or designs.

© Weidmueller Interface GmbH & Co. KG

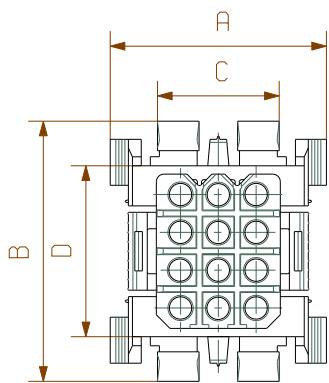
Dimensions without tolerances are no check dimensions

The English version is binding

Assembly instruction:




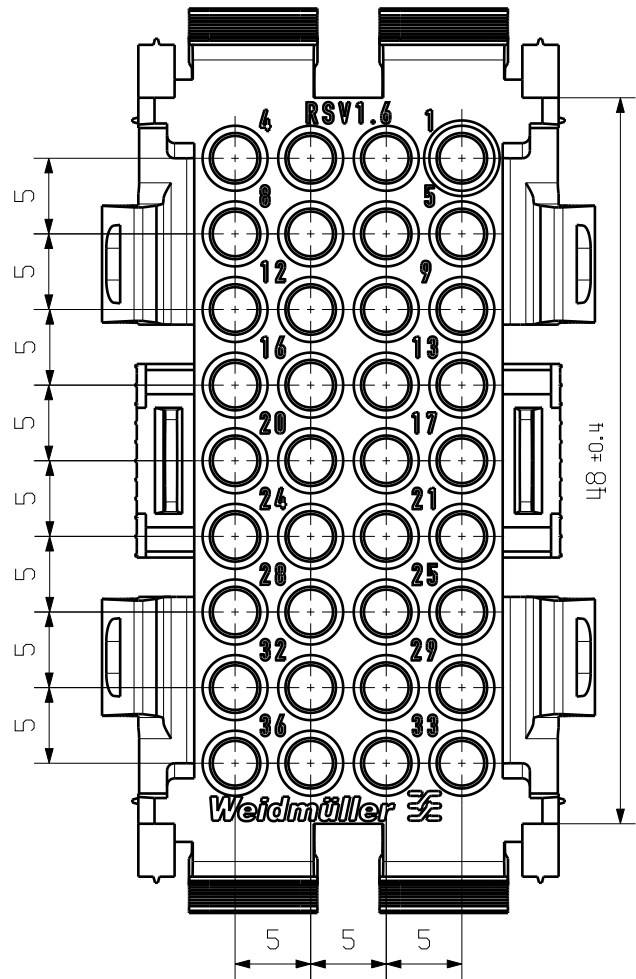
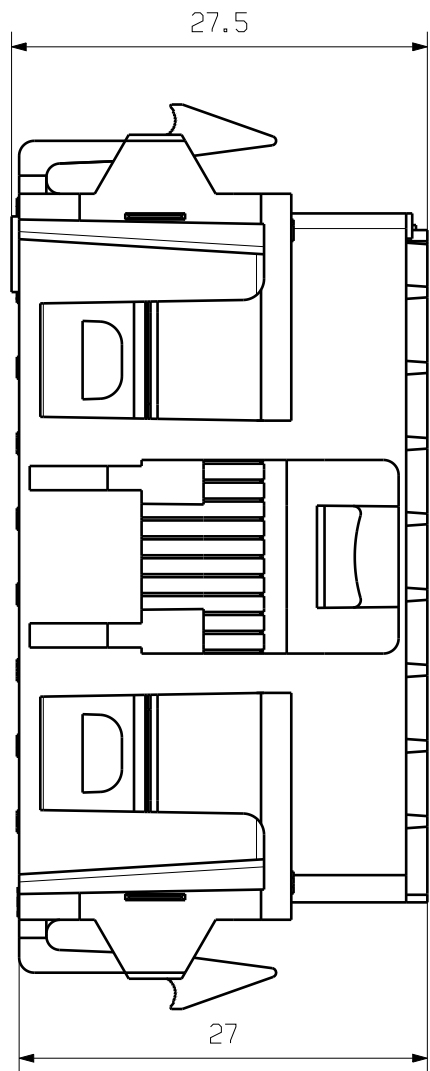
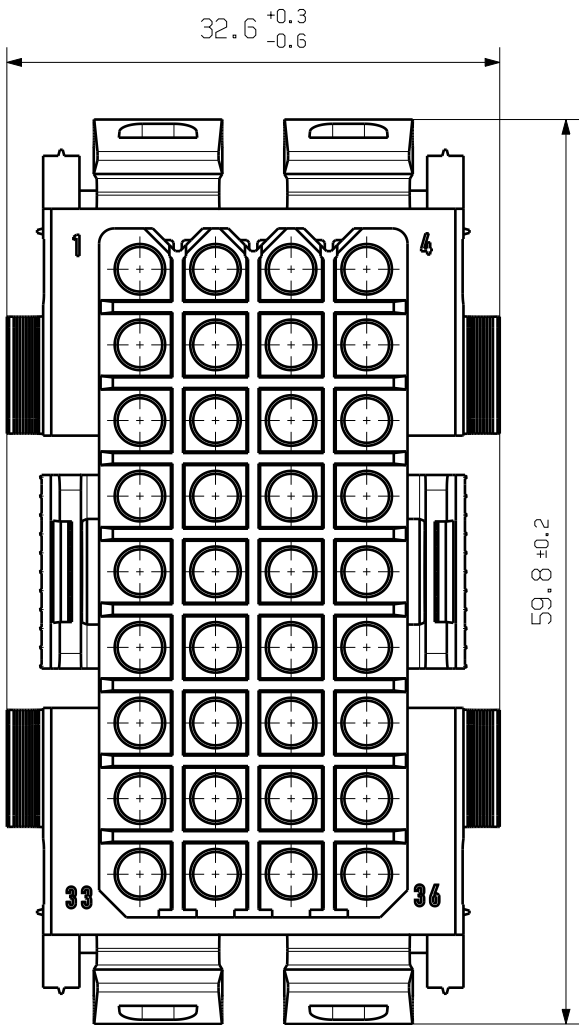
male plug



female plug



mounting cut-out
wall thickness : 1,3 - 2,3mm
recommended : 1,5 - 2,0mm



For the mounting of PCBs, it should be noted that the rated data given in the catalogue relates only to the connection elements. The necessary creepage and clearance paths must be observed in connection with the respective applicant in accordance to VDE 0110. The current-carrying capacity and pitch tolerance is to be determined according to DIN IEC 326 part 3 very fine.

Weidmueller connectors are tested to the DIN VDE 0627 standard, and are valid for its field of application. Provided that the connectors are used to the intended purpose, all requirements with respect to the occurring of electrical, mechanical, thermic and corrosive stress will be satisfied.

| poles | dimension male plug / female plug | | | | | mounting cut-out | |
|-------|-----------------------------------|------|------|------|------|------------------|-------------|
| | A | B | C | D | E | a ± 0.3 | b ± 0.3 |
| 4 | 23,0 | 25,0 | 10,8 | 12,8 | 17,8 | 20,3 | 18,1 |
| 6 | 23,0 | 30,0 | 10,8 | 17,6 | 17,8 | 25,1 | 18,1 |
| 9 | 29,0 | 30,0 | 16,6 | 17,6 | 23,8 | 25,1 | 24,0 |
| 12 | 29,0 | 35,0 | 16,6 | 22,6 | 23,8 | 30,0 | 24,0 |
| 18 | 29,0 | 46,0 | 16,6 | 33,0 | 23,8 | 40,5 | 24,0 |
| 24 | 33,0 | 46,0 | 20,6 | 33,0 | 27,8 | 40,5 | 28,3 |
| 36 | 33,0 | 61,0 | 20,6 | 48,0 | 27,8 | 55,5 | 28,3 |

| | | | | | |
|---------------------------------------|--|---------------------------------|--------------------|-----------------------|--|
| General tolerance: DIN ISO 2768-mK | | 94488/5 29.06.18 HERTEL_S 01 | | Cat.no.: . | |
| | | Modification | | Weidmüller | |
| | | Drawn | Date 25.05.2011 | Name LANG_T | RSV 1.6 B36 BUCHSENGEHÄUSE SOCKET HOUSING |
| Scale: 10:1 | | Responsible | | HERTEL_S | |
| Supersedes: . | | Checked | 12.07.2018 | HERTEL_S | |
| | | Approved | | LANG_T | Product file: RSV 1.6 CRIMP |
| | | | | Sheet 00 of 00 sheets | |
| | | | | 7265 | |