

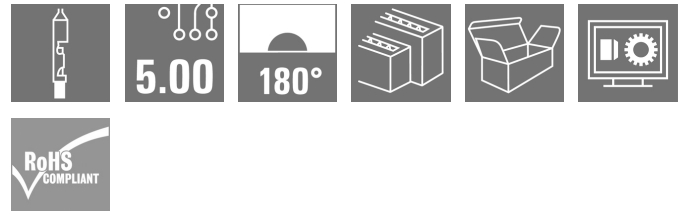
RSV1,6 B6 GR**Weidmüller Interface GmbH & Co. KG**

Klingenbergstraße 26

D-32758 Detmold

Germany

www.weidmueller.com

Product image

Similar to illustration

Rectangular plug-in connector for use with crimp contacts. Can be used as universal coupling, but also with the PCB variations. The crimp contacts guarantee a high connection density. CS 1.6 or CB 1.6 contacts can be used here. The plug-in connectors can be coded and locked to the mating connector. Supplied in cardboard box.

General ordering data

Version	PCB plug-in connector, female plug, 5.00 mm, Number of poles: 6, 180°, Crimp connection, Clamping range, max. : 3.31 mm², Box
Order No.	1414000000
Type	RSV1,6 B6 GR
GTIN (EAN)	4008190055394
Qty.	25 pc(s).
Product data	IEC: 630 V / 17 A UL: 600 V / 10 A / AWG 26 - AWG 12
Packaging	Box

Creation date June 16, 2024 9:03:43 AM CEST

Catalogue status 01.06.2024 / We reserve the right to make technical changes.

RSV1,6 B6 GR

Weidmüller Interface GmbH & Co. KG

Klingenbergstraße 26

D-32758 Detmold

Germany

www.weidmueller.com

Technical data

Dimensions and weights

Depth	23 mm	Depth (inches)	0.906 inch
Height	33 mm	Height (inches)	1.299 inch
Width	30 mm	Width (inches)	1.181 inch
Net weight	5.32 g		

System Parameters

Product family	OMNIMATE Signal - series RSV	Type of connection	Field connection
Wire connection method	Crimp connection	Pitch in mm (P)	5 mm
Pitch in inches (P)	0.197 "	Conductor outlet direction	180°
Number of poles	6	L1 in mm	10 mm
L1 in inches	0.394 "	Number of rows	2
Pin series quantity	3	Touch-safe protection acc. to DIN VDE 57 106	Safe from finger touch
Touch-safe protection acc. to DIN VDE 0470	IP 20	Can be coded	Yes
Stripping length	4 mm	Plugging cycles	25
Plugging force/pole, max.	2 N	Pulling force/pole, max.	2 N

Material data

Insulating material	PA 66/6	Colour	Pebble grey
Colour chart (similar)	RAL 7032	Insulating material group	I
Comparative Tracking Index (CTI)	≥ 600	UL 94 flammability rating	V-0
Contact material	Cu-alloy	Storage temperature, min.	-40 °C
Storage temperature, max.	70 °C	Operating temperature, min.	-50 °C
Operating temperature, max.	100 °C	Temperature range, installation, min.	-25 °C
Temperature range, installation, max.	100 °C		

Conductors suitable for connection

Clamping range, min.	0.13 mm ²	Clamping range, max.	3.31 mm ²
Flexible, min. H05(07) V-K	0.2 mm ²	Flexible, max. H05(07) V-K	2.5 mm ²

Rated data acc. to IEC

tested acc. to standard	IEC 60664-1, IEC 61984	Rated current, min. number of poles (Tu=20°C)	17 A
Rated current, max. number of poles (Tu=20°C)	13 A	Rated current, min. number of poles (Tu=40°C)	15 A
Rated current, max. number of poles (Tu=40°C)	11.5 A	Rated voltage for surge voltage class / pollution degree II/2	630 V
Rated voltage for surge voltage class / pollution degree III/2	400 V	Rated voltage for surge voltage class / pollution degree III/3	250 V
Rated impulse voltage for surge voltage class/ pollution degree II/2	4 kV	Rated impulse voltage for surge voltage class/ pollution degree III/2	4 kV
Rated impulse voltage for surge voltage class/ contamination degree III/3	4 kV	Short-time withstand current resistance	3 x 1s with 120 A

RSV1,6 B6 GR

Weidmüller Interface GmbH & Co. KG

Klingenbergstraße 26

D-32758 Detmold

Germany

www.weidmueller.com

Technical data

Rated data acc. to CSA

Institute (CSA)



Certificate No. (CSA)

53975-13

Rated voltage (Use group C / CSA)

600 V

Rated current (Use group C / CSA)

13 A

Wire cross-section, AWG, min.

AWG 26

Wire cross-section, AWG, max.

AWG 12

Reference to approval values

Specifications are maximum values, details - see approval certificate.

Rated data acc. to UL 1059

Institute (UR)



Certificate No. (UR)

E92202

Reference to approval values

Specifications are maximum values, details - see approval certificate.

Packing

Packaging

Box

VPE length

130 mm

VPE width

106 mm

VPE height

66 mm

Classifications

ETIM 6.0

EC002638

ETIM 7.0

EC002638

ETIM 8.0

EC002638

ETIM 9.0

EC002638

ECLASS 9.0

27-44-03-09

ECLASS 9.1

27-44-03-09

ECLASS 10.0

27-44-03-09

ECLASS 11.0

27-46-02-02

ECLASS 12.0

27-46-02-02

ECLASS 13.0

27-46-02-02

Important note

IPC conformity

Conformity: The products are developed, manufactured and delivered according international recognized standards and norms and comply with the assured properties in the data sheet resp. fulfill decorative properties in accordance with IPC-A-610 "Class 2". Further claims on the products can be evaluated on request.

Notes

- Additional variants on request
- Rated current related to rated cross-section & min. No. of poles.
- Spacing between rows: see hole layout
- Rated cross-section depends on crimp contact used.
- Rated data refer only to the component itself. Clearance and creepage distances to other components are to be designed in accordance with the relevant application standards.
- Max. outer diameter of the cable (with insulation): 3.5 mm
- Long term storage of the product with average temperature of 50 °C and maximum humidity 70%, 36 months

RSV1,6 B6 GR**Weidmüller Interface GmbH & Co. KG**

Klingenbergstraße 26

D-32758 Detmold

Germany

www.weidmueller.com**Technical data****Approvals**

Approvals



ROHS	Conform
UL File Number Search	UL Website
Certificate No. (UR)	E92202

Downloads

Approval/Certificate/Document of Conformity	Declaration of the Manufacturer
Engineering Data	CAD data – STEP
Catalogues	Catalogues in PDF-format
Brochures	MB DEVICE MANUF. EN FL 72H SAMPLE SER EN PO OMNIMATE EN PO OMNIMATE EN

RSV1,6 B6 GR

Weidmüller Interface GmbH & Co. KG
 Klingenbergstraße 26
 D-32758 Detmold
 Germany

www.weidmueller.com

Drawings

Dimensional drawing

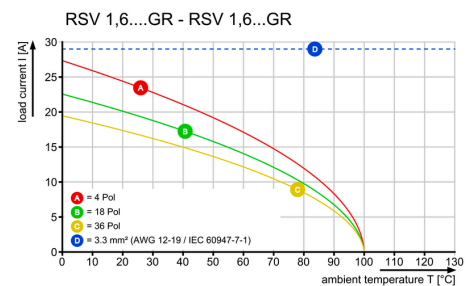


Dimensional drawing

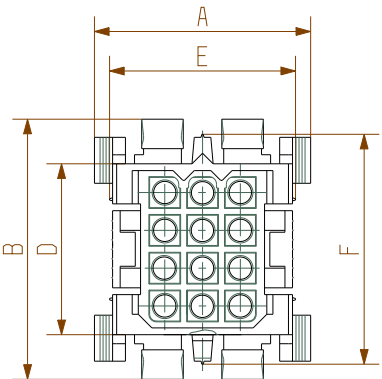
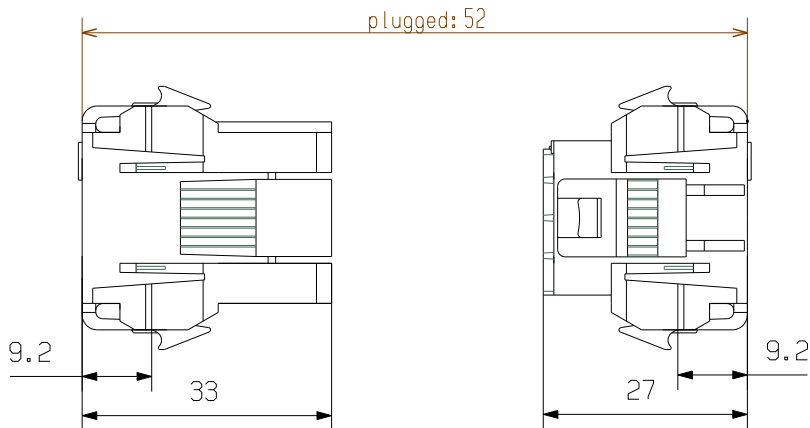


poles	dimension male plug / female plug					mounting cut-out	
	A	B	C	D	E	a	b
4	23,0	25,0	10,0	12,0	17,0	20,3	18,1
6	23,0	30,0	10,0	17,0	17,0	25,1	18,1
9	29,0	30,0	16,1	17,0	23,0	25,1	24,0
12	29,0	35,0	16,1	22,0	23,0	30,0	24,0
18	29,0	46,0	16,1	33,0	23,0	40,5	24,0
24	33,0	46,0	20,0	33,0	27,0	40,5	28,3
36	33,0	61,0	20,0	48,0	27,0	55,5	28,3

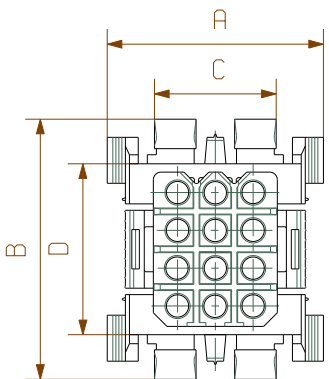
Graph



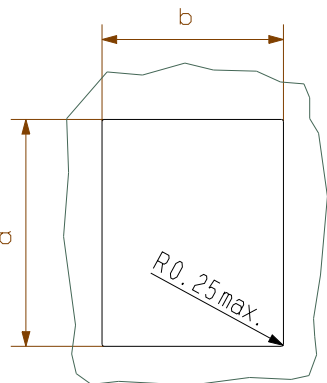
Assembly instruction:




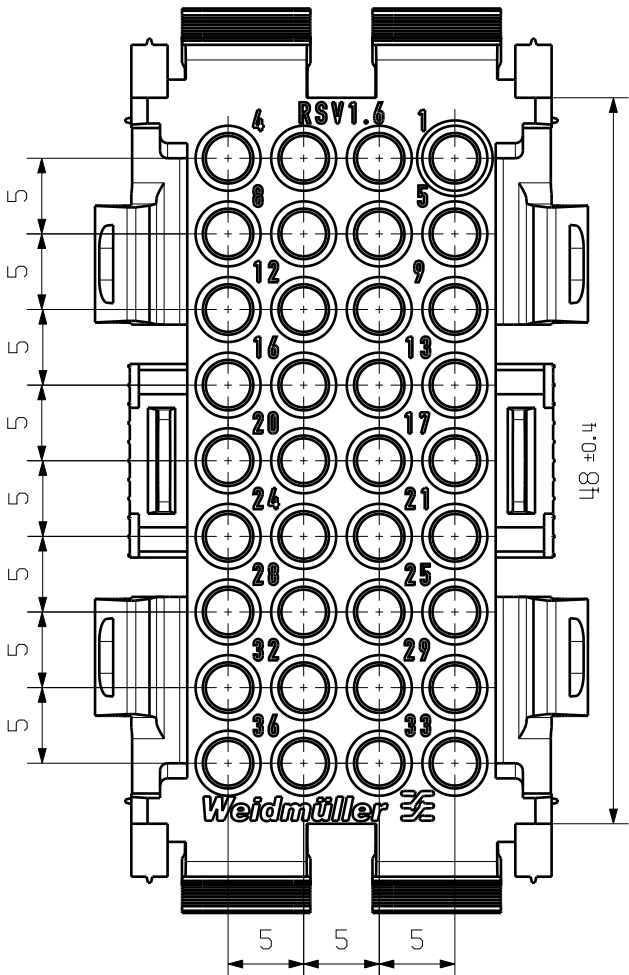
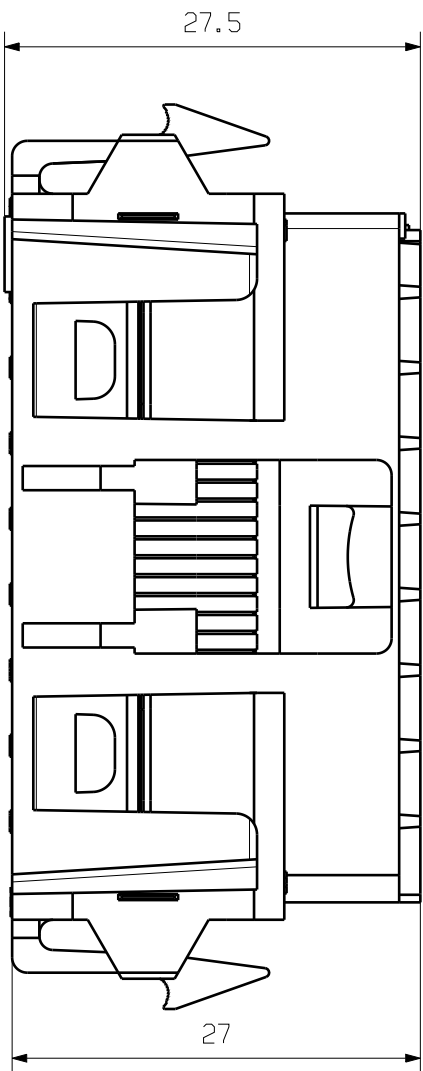
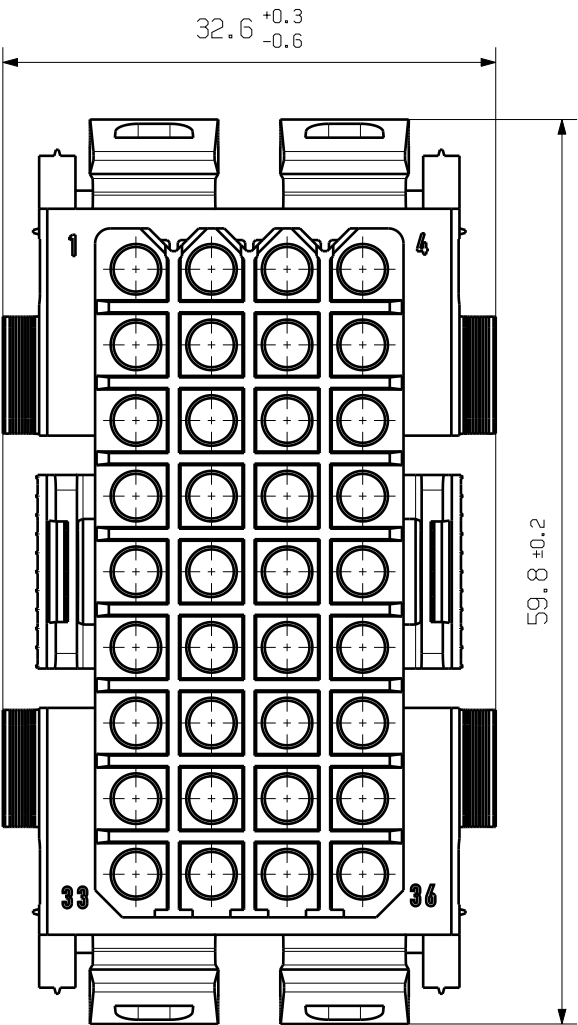
male plug



female plug



mounting cut-out
wall thickness : 1,3 - 2,3mm
recommended : 1,5 - 2,0mm



For the mounting of PCBs, it should be noted that the rated data given in the catalogue relates only to the connection elements. The necessary creepage and clearance paths must be observed in connection with the respective applicant in accordance to VDE 0110. The current-carrying capacity and pitch tolerance is to be determined according to DIN IEC 326 part 3 very fine.

Weidmueller connectors are tested to the DIN VDE 0627 standard, and are valid for its field of application. Provided that the connectors are used to the intended purpose, all requirements with respect to the occurring of electrical, mechanical, thermic and corrosive stress will be satisfied.

poles	dimension male plug / female plug					mounting cut-out	
	A	B	C	D	E	a ± 0.3	b ± 0.3
4	23,0	25,0	10,8	12,8	17,8	20,3	18,1
6	23,0	30,0	10,8	17,6	17,8	25,1	18,1
9	29,0	30,0	16,6	17,6	23,8	25,1	24,0
12	29,0	35,0	16,6	22,6	23,8	30,0	24,0
18	29,0	46,0	16,6	33,0	23,8	40,5	24,0
24	33,0	46,0	20,6	33,0	27,8	40,5	28,3
36	33,0	61,0	20,6	48,0	27,8	55,5	28,3

General tolerance: DIN ISO 2768-mK		94488/5 29.06.18 HERTEL_S 01		Cat.no.: .	
		Modification		Weidmüller	
		Drawn	Date 25.05.2011	Name LANG_T	RSV 1.6 B36 BUCHSENGEHÄUSE SOCKET HOUSING
Scale: 10:1		Responsible		HERTEL_S	
Supersedes: .		Checked	12.07.2018	HERTEL_S	
		Approved		LANG_T	Product file: RSV 1.6 CRIMP
				Sheet 00 of 00 sheets	
				7265	