

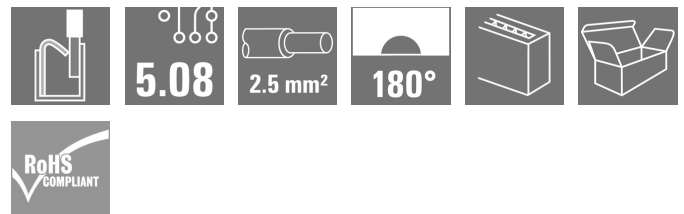

**SLF 5.08/06/180 SN OR BX****Weidmüller Interface GmbH & Co. KG**

Klingenbergstraße 26

D-32758 Detmold

Germany

www.weidmueller.com

**Product image**

Male plug with PUSH IN wire connection and straight outlet direction, when used with BLF 5.08HC as wire-to-wire application for panel feed-through. The male plugs provide space for labelling and can be coded.

**General ordering data**

|              |  |
|--------------|--|
| Version      | PCB plug-in connector, male plug, 5.08 mm, Number of poles: 6, 180°, PUSH IN with actuator, Clamping range, max. : 3.31 mm², Box |
| Order No.    | <a href="#">1335370000</a>   |
| Type         | SLF 5.08/06/180 SN OR BX   |
| GTIN (EAN)   | 4050118138726  |
| Qty.         | 60 pc(s).  |
| Product data | IEC: 400 V / 25.9 A / 0.2 - 2.5 mm²<br>UL: 300 V / 14 A / AWG 26 - AWG 12  |
| Packaging    | Box  |

Creation date June 4, 2024 3:33:42 PM CEST

Catalogue status 01.06.2024 / We reserve the right to make technical changes.

## SLF 5.08/06/180 SN OR BX

Weidmüller Interface GmbH &amp; Co. KG

Klingenbergstraße 26

D-32758 Detmold

Germany

www.weidmueller.com

## Technical data

## Dimensions and weights

|            |          |                 |            |
|------------|----------|-----------------|------------|
| Depth      | 30 mm    | Depth (inches)  | 1.181 inch |
| Height     | 14.2 mm  | Height (inches) | 0.559 inch |
| Net weight | 10.814 g |                 |            |

## System Parameters

|  |                                     |                            |                     |
|--|-------------------------------------|----------------------------|---------------------|
| Product family                             | OMNIMATE Signal - series BL/SL 5.08 | Type of connection         | Field connection    |
| Wire connection method                     | PUSH IN with actuator               | Pitch in mm (P)            | 5.08 mm             |
| Pitch in inches (P)                        | 0.2 "                               | Conductor outlet direction | 180°                |
| Number of poles                            | 6                                   | L1 in mm                   | 25.4 mm             |
| L1 in inches                               | 1 "                                 | Number of rows             | 1                   |
| Pin series quantity                        | 1                                   | Rated cross-section        | 2.5 mm <sup>2</sup> |
| Touch-safe protection acc. to DIN VDE 0470 | IP20 plugged/ IP10 unplugged        | Protection degree          | IP20                |
| Volume resistance                          | ≤5 mΩ                               | Can be coded               | Yes                 |
| Stripping length                           | 10 mm                               | Screwdriver blade          | 0.6 x 3.5           |
| Screwdriver blade standard                 | DIN 5264                            | Plugging cycles            | 25                  |
| Plugging force/pole, max.                  | 7 N                                 | Pulling force/pole, max.   | 5.5 N               |

## Material data

|                                       |                            |                                       |        |
|---------------------------------------|----------------------------|---------------------------------------|--------|
| Insulating material                   | PBT                        | Colour                                | orange |
| Colour chart (similar)                | RAL 2000                   | UL 94 flammability rating             | V-0    |
| Contact material                      | Copper alloy               | Contact surface                       | tinned |
| Layer structure of plug contact       | 4...8 µm Sn hot-dip tinned | Storage temperature, min.             | -40 °C |
| Storage temperature, max.             | 70 °C                      | Operating temperature, min.           | -50 °C |
| Operating temperature, max.           | 100 °C                     | Temperature range, installation, min. | -25 °C |
| Temperature range, installation, max. | 100 °C                     |                                       |        |

## Conductors suitable for connection

|   |                      |
|---|----------------------|
| Clamping range, min.  | 0.13 mm <sup>2</sup> |
| Clamping range, max.  | 3.31 mm <sup>2</sup> |
| Wire connection cross section AWG, min.                             | AWG 26               |
| Wire connection cross section AWG, max.                             | AWG 12               |
| Solid, min. H05(07) V-U   | 0.2 mm <sup>2</sup>  |
| Solid, max. H05(07) V-U   | 2.5 mm <sup>2</sup>  |
| Flexible, min. H05(07) V-K  | 0.2 mm <sup>2</sup>  |
| Flexible, max. H05(07) V-K  | 2.5 mm <sup>2</sup>  |
| w. plastic collar ferrule, DIN 46228 pt 4, 0.2 mm <sup>2</sup> min. |                      |
| w. plastic collar ferrule, DIN 46228 pt 4, 2.5 mm <sup>2</sup> max. |                      |
| w. wire end ferrule, DIN 46228 pt 1, 0.2 mm <sup>2</sup> min.       |                      |
| w. wire end ferrule, DIN 46228 pt 1, 2.5 mm <sup>2</sup> max.       |                      |
| Plug gauge in accordance with EN 60999 a x b; ø                     | 2.8 mm x 2.0 mm      |

## SLF 5.08/06/180 SN OR BX

Weidmüller Interface GmbH &amp; Co. KG

Klingenbergstraße 26

D-32758 Detmold

Germany

www.weidmueller.com

## Technical data

|                     |  |                              |                              |       |
|---------------------|--|------------------------------|------------------------------|-------|
| Clampable conductor | Cross-section for conductor connection   | Type                         | fine-wired                   |       |
|                     |  | nominal                      | 0.5 mm <sup>2</sup>          |       |
|                     | wire end ferrule   | Stripping length             | nominal                      | 12 mm |
|                     |  | Recommended wire-end ferrule | <a href="#">H0.5/16 OR</a>   |       |
|                     |  | Stripping length             | nominal                      | 10 mm |
|                     |  | Recommended wire-end ferrule | <a href="#">H0.5/10</a>      |       |
|                     | Cross-section for conductor connection   | Type                         | fine-wired                   |       |
|                     |  | nominal                      | 0.75 mm <sup>2</sup>         |       |
|                     | wire end ferrule   | Stripping length             | nominal                      | 12 mm |
|                     |  | Recommended wire-end ferrule | <a href="#">H0.75/16 W</a>   |       |
|                     |  | Stripping length             | nominal                      | 10 mm |
|                     |  | Recommended wire-end ferrule | <a href="#">H0.75/10</a>     |       |
|                     | Cross-section for conductor connection   | Type                         | fine-wired                   |       |
|                     |  | nominal                      | 1 mm <sup>2</sup>            |       |
|                     | wire end ferrule   | Stripping length             | nominal                      | 12 mm |
|                     |  | Recommended wire-end ferrule | <a href="#">H1.0/16D R</a>   |       |
|                     |  | Stripping length             | nominal                      | 10 mm |
|                     |  | Recommended wire-end ferrule | <a href="#">H1.0/10</a>      |       |
|                     | Cross-section for conductor connection   | Type                         | fine-wired                   |       |
|                     |  | nominal                      | 1.5 mm <sup>2</sup>          |       |
|                     | wire end ferrule   | Stripping length             | nominal                      | 10 mm |
|                     |  | Recommended wire-end ferrule | <a href="#">H1.5/10</a>      |       |
|                     |  | Stripping length             | nominal                      | 12 mm |
|                     |  | Recommended wire-end ferrule | <a href="#">H1.5/16 R</a>    |       |
|                     | Cross-section for conductor connection   | Type                         | fine-wired                   |       |
|                     |  | nominal                      | 2.5 mm <sup>2</sup>          |       |
|                     | wire end ferrule   | Stripping length             | nominal                      | 10 mm |
|                     |  | Recommended wire-end ferrule | <a href="#">H2.5/14DS BL</a> |       |
| Reference text      | The outside diameter of the plastic collar should not be larger than the pitch (P), Length of ferrules is to be chosen depending on the product and the rated voltage. |                              |                              |       |

## Rated data acc. to IEC

|   |                        |   |                   |
|---|------------------------|---|-------------------|
| tested acc. to standard   | IEC 60664-1, IEC 61984 | Rated current, min. number of poles (Tu=20°C)                         | 25.9 A            |
| Rated current, max. number of poles (Tu=20°C)                             | 21.7 A                 | Rated current, min. number of poles (Tu=40°C)                         | 22.5 A            |
| Rated current, max. number of poles (Tu=40°C)                             | 18.5 A                 | Rated voltage for surge voltage class / pollution degree II/2         | 400 V             |
| Rated voltage for surge voltage class / pollution degree III/2            | 320 V                  | Rated voltage for surge voltage class / pollution degree III/3        | 250 V             |
| Rated impulse voltage for surge voltage class/ pollution degree II/2      | 4 kV                   | Rated impulse voltage for surge voltage class/ pollution degree III/2 | 4 kV              |
| Rated impulse voltage for surge voltage class/ contamination degree III/3 | 4 kV                   | Short-time withstand current resistance                               | 3 x 1s with 120 A |

## SLF 5.08/06/180 SN OR BX

Weidmüller Interface GmbH &amp; Co. KG

Klingenbergstraße 26

D-32758 Detmold

Germany

www.weidmueller.com

## Technical data

## Rated data acc. to CSA

Institute (CSA)



Certificate No. (CSA)

200039-1121690

|                                   |  |
|-----------------------------------|--|
| Rated voltage (Use group B / CSA) | 300 V  |
| Rated current (Use group B / CSA) | 10 A   |
| Wire cross-section, AWG, min.     | AWG 26   |
| Reference to approval values      | Specifications are maximum values, details - see approval certificate. |

|                                   |        |
|-----------------------------------|--------|
| Rated voltage (Use group D / CSA) | 300 V  |
| Rated current (Use group D / CSA) | 10 A   |
| Wire cross-section, AWG, max.     | AWG 12 |

## Rated data acc. to UL 1059

Institute (cURus)



Certificate No. (cURus)

E60693

|                                       |  |
|---------------------------------------|--|
| Rated voltage (Use group B / UL 1059) | 300 V  |
| Rated current (Use group B / UL 1059) | 14 A   |
| Wire cross-section, AWG, min.         | AWG 26   |
| Reference to approval values          | Specifications are maximum values, details - see approval certificate. |

|                                       |        |
|---------------------------------------|--------|
| Rated voltage (Use group D / UL 1059) | 300 V  |
| Rated current (Use group D / UL 1059) | 10 A   |
| Wire cross-section, AWG, max.         | AWG 12 |

## Packing

|           |        |            |        |
|-----------|--------|------------|--------|
| Packaging | Box    | VPE length | 351 mm |
| VPE width | 137 mm | VPE height | 38 mm  |

## Type tests

|  |            |  |
|--|------------|--|
| Test: Durability of markings                 | Standard   | IEC 61984 section 6.2 and 7.3.2 / 10.11, IEC 60068-2-70 / 12.95          |
|  | Test       | mark of origin, type identification, pitch, date clock, type of material |
|  | Evaluation | available  |
|  | Test       | durability   |
|  | Evaluation | passed   |
| Test: Misengagement (Non-interchangeability) | Standard   | IEC 61984 section 6.3 and 6.9.1 / 10.11, IEC 60512-13-5 / 02.06          |
|  | Test       | 180° turned with coding elements   |
|  | Evaluation | passed   |
|  | Test       | visual examination   |
|  | Evaluation | passed   |

## SLF 5.08/06/180 SN OR BX

Weidmüller Interface GmbH &amp; Co. KG

Klingenbergstraße 26

D-32758 Detmold

Germany

www.weidmueller.com

## Technical data

|   |                |  |  |
|---|----------------|--|--|
| Test: Clampable cross section                             | Standard       | IEC 60999-1 section 7 and 9.1 / 11.99, IEC 60947-1 section 8.2.4.5.1 / 03.11 |  |
|   | Conductor type | Type of conductor and solid 0.5 mm <sup>2</sup> conductor cross-section      |  |
|   |                | Type of conductor and stranded 0.5 mm <sup>2</sup> conductor cross-section   |  |
|   |                | Type of conductor and stranded 1.0 mm <sup>2</sup> conductor cross-section   |  |
|   |                | Type of conductor and solid 2.5 mm <sup>2</sup> conductor cross-section      |  |
|   |                | Type of conductor and AWG 26/1 conductor cross-section                       |  |
|   |                | Type of conductor and AWG 26/19 conductor cross-section                      |  |
|   |                | Type of conductor and AWG 14/1 conductor cross-section                       |  |
|   |                | Type of conductor and AWG 14/19 conductor cross-section                      |  |
|   | Evaluation     | passed   |  |
| Test for damage to and accidental loosening of conductors | Standard       | IEC 60999-1 section 9.4 / 11.99  |  |
|   | Requirement    | 0.2 kg   |  |
|   | Conductor type | Type of conductor and AWG 26/1 conductor cross-section                       |  |
|   |                | Type of conductor and AWG 26/19 conductor cross-section                      |  |
|   | Evaluation     | passed   |  |
|   | Requirement    | 0.3 kg   |  |
|   | Conductor type | Type of conductor and H05V-U0.5 conductor cross-section                      |  |
|   |                | Type of conductor and H05V-K0.5 conductor cross-section                      |  |
|   | Evaluation     | passed   |  |
|   | Requirement    | 0.7 kg   |  |
|   | Conductor type | Type of conductor and H07V-K2.5 conductor cross-section                      |  |
|   |                | Type of conductor and H07V-U2.5 conductor cross-section                      |  |
|   |                | Type of conductor and AWG 14/1 conductor cross-section                       |  |
|   |                | Type of conductor and AWG 14/19 conductor cross-section                      |  |
|   | Evaluation     | passed   |  |

## SLF 5.08/06/180 SN OR BX

Weidmüller Interface GmbH &amp; Co. KG

Klingenbergstraße 26

D-32758 Detmold

Germany

www.weidmueller.com

## Technical data

|               |                |   |
|---------------|----------------|---|
| Pull-out test | Standard       | IEC 60999-1 section 9.5 / 11.99                         |
|               | Requirement    | ≥10 N   |
|               | Conductor type | Type of conductor and AWG 26/1 conductor cross-section  |
|               |                | Type of conductor and AWG 26/19 conductor cross-section |
|               | Evaluation     | passed  |
|               | Requirement    | ≥20 N   |
|               | Conductor type | Type of conductor and H05V-U0.5 conductor cross-section |
|               |                | Type of conductor and H05V-K0.5 conductor cross-section |
|               | Evaluation     | passed  |
|               | Requirement    | ≥50 N   |
|               | Conductor type | Type of conductor and H07V-K2.5 conductor cross-section |
|               |                | Type of conductor and H07V-U2.5 conductor cross-section |
|               |                | Type of conductor and AWG 14/1 conductor cross-section  |
|               |                | Type of conductor and AWG 14/19 conductor cross-section |
|               | Evaluation     | passed  |

## Classifications

|             |             |             |             |
|-------------|-------------|-------------|-------------|
| ETIM 6.0    | EC002638    | ETIM 7.0    | EC002638    |
| ETIM 8.0    | EC002638    | ETIM 9.0    | EC002638    |
| ECLASS 9.0  | 27-44-03-09 | ECLASS 9.1  | 27-44-03-09 |
| ECLASS 10.0 | 27-44-03-09 | ECLASS 11.0 | 27-46-02-02 |
| ECLASS 12.0 | 27-46-02-02 | ECLASS 13.0 | 27-46-02-02 |

## SLF 5.08/06/180 SN OR BX

Weidmüller Interface GmbH &amp; Co. KG

Klingenbergstraße 26

D-32758 Detmold

Germany

www.weidmueller.com

## Technical data

## Important note

|                |   |
|----------------|---|
| IPC conformity | Conformity: The products are developed, manufactured and delivered according international recognized standards and norms and comply with the assured properties in the data sheet resp. fulfill decorative properties in accordance with IPC-A-610 "Class 2". Further claims on the products can be evaluated on request.  |
| Notes          | <ul style="list-style-type: none"> <li>• Additional variants on request</li> <li>• Gold-plated contact surfaces on request</li> <li>• Rated current related to rated cross-section &amp; min. No. of poles.</li> <li>• Wire end ferrule without plastic collar to DIN 46228/1</li> <li>• Wire end ferrule with plastic collar to DIN 46228/4</li> <li>• P on drawing = pitch</li> <li>• Crimping shape "A" for wire end ferrules with PZ 6/5 crimping tool recommended.</li> <li>• The test point can only be used as potential-pickup point.</li> <li>• In accordance with IEC 61984, OMNIMATE-connectors are connectors without breaking capacity (COC). During designated use, connectors are not allowed to be engaged or disengaged when live or under load</li> <li>• Long term storage of the product with average temperature of 50 °C and maximum humidity 70%, 36 months</li> </ul> |

## Approvals

Approvals



|                         |            |
|-------------------------|------------|
| ROHS                    | Conform    |
| UL File Number Search   | UL Website |
| Certificate No. (cURus) | E60693     |

## Downloads

|   |  |
|---|--|
| Approval/Certificate/Document of Conformity | <a href="#">Declaration of the Manufacturer</a>  |
| Engineering Data                            | <a href="#">CAD data – STEP</a>  |
| Catalogues                                  | <a href="#">Catalogues in PDF-format</a>   |
| Brochures                                   | <a href="#">FL DRIVES EN</a><br><a href="#">MB DEVICE MANUF. EN</a><br><a href="#">FL DRIVES DE</a><br><a href="#">FL BUILDING SAFETY EN</a><br><a href="#">FL APPL LED LIGHTING EN</a><br><a href="#">FL INDUSTR.CONTROLS EN</a><br><a href="#">FL MACHINE SAFETY EN</a><br><a href="#">FL HEATING ELECTR EN</a><br><a href="#">FL APPL INVERTER EN</a><br><a href="#">FL_BASE_STATION_EN</a><br><a href="#">FL ELEVATOR EN</a><br><a href="#">FL POWER SUPPLY EN</a><br><a href="#">FL 72H SAMPLE SER EN</a><br><a href="#">PO OMNIMATE EN</a><br><a href="#">PO OMNIMATE EN</a> |


## SLF 5.08/06/180 SN OR BX

**Weidmüller Interface GmbH & Co. KG**  
Klingenbergstraße 26  
D-32758 Detmold  
Germany

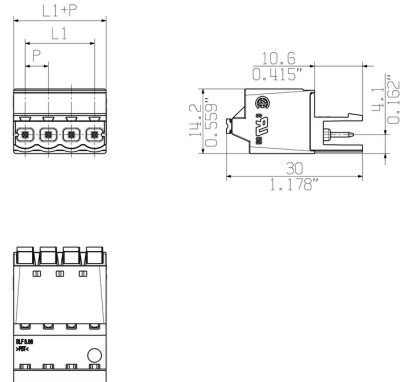
[www.weidmueller.com](http://www.weidmueller.com)

# Drawings

## Product image



## Dimensional drawing



## Graph



## Graph



## Product benefits



Uncompromising functionality  
High vibration resistance

## Product benefits



Solid PUSH IN contact  
Safe and durable



**SLF 5.08/06/180 SN OR BX****Weidmüller Interface GmbH & Co. KG**

Klingenbergstraße 26

D-32758 Detmold

Germany

[www.weidmueller.com](http://www.weidmueller.com)**Accessories****Strain reliefs****For frequent load changes: the "trailer coupling" for plug-in connectors.**

The strain relief can do more than just relieve the strain on conductors:

Simply clip onto the plug and

- bundle conductors
- guide cables
- use as a connection and disconnection aid

No damage to the connecting points, clear, tidy wiring and easy to handle.

User advantages: permanent heavy-duty connections for harsh industrial environments and convenient operation ensure improved system availability.

**General ordering data**

| Type       | BLF/SLF 5.08 ZE06 OR       | Version  | Product data | Packaging |
|------------|----------------------------|--|--------------|-----------|
| Order No.  | <a href="#">2525780000</a> | PCB plug-in connector, Accessories, Strain relief, orange, Number of |              | Box       |
| GTIN (EAN) | 4050118536881              | poles: 6   |              |           |
| Qty.       | 50 pc(s).                  |  |              |           |
| Type       | BLF/SLF 5.08 ZE06 BK       | Version  | Product data | Packaging |
| Order No.  | <a href="#">2525850000</a> | PCB plug-in connector, Accessories, Strain relief, black, Number of  |              | Box       |
| GTIN (EAN) | 4050118537116              | poles: 6   |              |           |
| Qty.       | 50 pc(s).                  |  |              |           |

### SLF 5.08/06/180 SN OR BX

**Weidmüller Interface GmbH & Co. KG**  
Klingenbergstraße 26  
D-32758 Detmold  
Germany

[www.weidmueller.com](http://www.weidmueller.com)

## Drawings

### Product benefits



Lower assembly costs  
Secure in a matter of seconds

### Product benefits



Easy handling  
No implementation framework necessary