

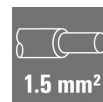
SAIL-7/8BG-5-25U**Weidmüller Interface GmbH & Co. KG**

Klingenbergstraße 26

D-32758 Detmold

Germany

www.weidmueller.com



Sensor/actuator cables are used for wiring sensors and actuators and for transmitting data or power in various applications. The moulded cable offers connected and tested connection of the plug-in connector to the cable ex-works. The cables may be exposed to a wide range of conditions, such as humidity, dust, heat, cold, shock or vibration.

The 7/8" cables tend to be used for power supply applications.

Is there something you have not managed to find or you feel needs explanation? Talk to us!

General ordering data

| | |
|------------|--|
| Version | Sensor/actuator line, 7/8", Number of poles : 5 (4 + PE), 25 m, Shielded: No, LED: No, Sheath material: PUR, Halogen: No |
| Order No. | 1292192500 |
| Type | SAIL-7/8BG-5-25U |
| GTIN (EAN) | 4050118623963 |
| Qty. | 1 pc(s). |

SAIL-7/8BG-5-25U**Weidmüller Interface GmbH & Co. KG**

Klingenbergstraße 26

D-32758 Detmold

Germany

www.weidmueller.com

Technical data**Dimensions and weights**

| | |
|------------|---------|
| Net weight | 2,000 g |
|------------|---------|

Technical specifications for cable

| | | | |
|-------------------------------|---|--|------------------------|
| Bending radius, min., moving | 7.5 x cable diameter | Cable length | 25 m |
| Colour coding | brown, white, blue, black, Green/yellow | Configurable cable length | No |
| Core cross-section | 1.5 mm ² | Halogen | No |
| Insulation | TPM | Irradiation crosslinked | No |
| Number of poles | 5 (4 + PE) | Outer cladding in accordance with UL AWM style | 20234 (80 °C / 1000 V) |
| Outside diameter | 8.7 mm ± 0.2 mm | PE function | Yes |
| Resistant to welding beads | No | Sheath material | PUR |
| Sheathing colour | black | Shielded | No |
| Suitable for cable carriers | Yes | Temperature range, moving | -20...80 °C |
| Temperature range, stationary | -50...80 °C | Torsion resistance | 0 °/m |
| Welding spark resistance | No | | |

General technical data

| | | | |
|------------------------------|----------------|------------------------|-----------------------|
| Coding | none | Connection thread | 7/8" |
| Contact material | CuZn | Contact surface | Au (Gold) |
| Housing main material | PUR | Insulation strength | 10 ⁸ Ω |
| LED | No | Plugging cycles | ≥ 100 |
| Pollution severity | 3 | Protection degree | IP68, when screwed in |
| Rated current | 9 A | Rated impulse voltage | 2,500 V |
| Rated voltage | 300 V | Rated voltage (UL) | 600 V |
| Temperature range of housing | -40 ... +85 °C | Threaded ring material | Diecast zinc |
| jumpered | No | | |

Electrical properties

| | | | |
|---------------------|-------------------|---------------|-------|
| Insulation strength | 10 ⁸ Ω | Rated voltage | 300 V |
| Volume resistance | ≤3 mΩ | | |

Plug, left

| | |
|-----------|---|
| Plug left | 7/8", IP68, female contact, straight, Plastic, unshielded |
|-----------|---|

Plug, right

| | |
|------------|--------------------|
| Plug right | free conductor end |
|------------|--------------------|

Classifications

| | | | |
|-------------|-------------|-------------|-------------|
| ETIM 6.0 | EC001855 | ETIM 7.0 | EC001855 |
| ETIM 8.0 | EC001855 | ETIM 9.0 | EC001855 |
| ECLASS 9.0 | 27-06-03-11 | ECLASS 9.1 | 27-06-03-11 |
| ECLASS 10.0 | 27-06-03-11 | ECLASS 11.0 | 27-06-03-11 |
| ECLASS 12.0 | 27-06-03-11 | ECLASS 13.0 | 27-06-03-11 |

SAIL-7/8BG-5-25U**Weidmüller Interface GmbH & Co. KG**

Klingenbergstraße 26

D-32758 Detmold

Germany

www.weidmueller.com**Technical data****Environmental Product Compliance**

| | |
|------------|--------------------------------------|
| REACH SVHC | Lead 7439-92-1 |
| SCIP | e8d8af70-4c85-4483-bc8c-9bc5b598e2a9 |

Approvals

Approvals



| | |
|------|---------|
| ROHS | Conform |
|------|---------|

Downloads

| | |
|------------------|--|
| Engineering Data | CAD data – STEP |
| Catalogues | Catalogues in PDF-format |

SAIL-7/8BG-5-25U

Weidmüller Interface GmbH & Co. KG
Klingenbergstraße 26
D-32758 Detmold
Germany

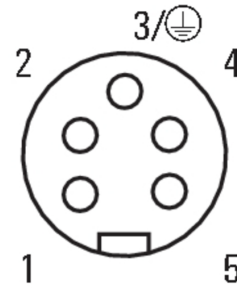
www.weidmueller.com

Drawings

Dimensioned drawing

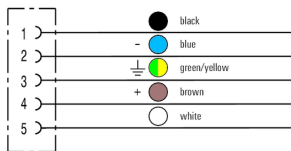


Pole scheme



Straight socket

Wiring diagram



Socket

The ideal tool: Screwty[®] with torque function



Light, securely screwed-in round plug-in connectors. Screwty set DM / VPE: 1 / Order No.: 1920000000 Adapters: M12, M12 F, M8, M8 F