

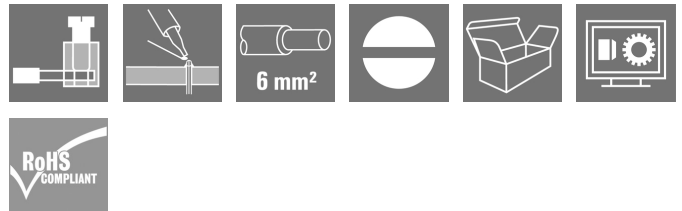
VWGK 4 BK BX**Weidmüller Interface GmbH & Co. KG**

Klingenbergstraße 26

D-32758 Detmold

Germany

www.weidmueller.com

Product image

The V versions of the WGK feed-through terminals with an insulated housing and clamping yoke connections on the external side, and a solder connection on the internal side for use in encapsulated devices (e.g. EMC filters).

General ordering data

Version	OMNIMATE Power - series WGK, Feed-through terminal, Rated cross-section: 4 mm ² , Wemid (PA), black, Direct mounting, Feed-through (bushing)
Order No.	1250650000
Type	VWGK 4 BK BX
GTIN (EAN)	4050118041774
Qty.	50 pc(s).
Product data	IEC: 500 V / 32 A / 0.5 - 6 mm ² UL: 300 V / 30 A / AWG 30 - AWG 10
Packaging	Box

Creation date June 4, 2024 2:18:49 PM CEST

Catalogue status 01.06.2024 / We reserve the right to make technical changes.

VWGK 4 BK BX

Weidmüller Interface GmbH & Co. KG

Klingenbergstraße 26

D-32758 Detmold

Germany

www.weidmueller.com

Technical data

Dimensions and weights

Height	20.5 mm	Height (inches)	0.807 inch
Height of lowest version	20.5 mm	Width	10 mm
Width (inches)	0.394 inch	Length	11.4 mm
Length (inches)	0.449 inch	Net weight	4.02 g

System parameters

Product family	OMNIMATE Power - series WGK	Wire connection method	Screw / solder connection
Conductor outlet direction	180°	Number of poles	1
Fitted by customer	No	Screwdriver blade	0.6 x 3.5
Tightening torque, min.	0.6 Nm	Tightening torque, max.	0.8 Nm
Clamping screw	M 3	Stripping length	8 mm
Touch-safe protection acc. to DIN VDE 0470	IP 20	Protection degree	IP20

Material data

Insulating material	Wemid (PA)	Colour	black
Colour chart (similar)	RAL 9011	UL 94 flammability rating	V-0
Contact material	Cu-alloy	Contact surface	tinned
Storage temperature, min.	-40 °C	Storage temperature, max.	70 °C
Operating temperature, min.	-50 °C	Operating temperature, max.	120 °C
Temperature range, installation, min.	-25 °C	Temperature range, installation, max.	120 °C

Conductors suitable for connection

Clamping range, min.	0.5 mm²				
Clamping range, max.	6 mm²				
Wire connection cross section AWG, min.	AWG 30				
Wire connection cross section AWG, max.	AWG 10				
Solid, min. H05(07) V-U	0.5 mm²				
Solid, max. H05(07) V-U	6 mm²				
Flexible, min. H05(07) V-K	0.5 mm²				
Flexible, max. H05(07) V-K	4 mm²				
w. wire end ferrule, DIN 46228 pt 1, min.	0.5 mm²				
w. wire end ferrule, DIN 46228 pt 1, max.	4 mm²				
Clampable conductor	Cross-section for conductor connection	Type	fine-wired		
		nominal	1.5 mm²		
		Stripping length	nominal	7 mm	
	wire end ferrule	Recommended wire-end ferrule	H1.5/7		
		Cross-section for conductor connection	Type	fine-wired	
			nominal	2.5 mm²	
	wire end ferrule		Stripping length	nominal	7 mm
		Recommended wire-end ferrule	H2.5/7		
		Reference text	Length of ferrules is to be chosen depending on the product and the rated voltage., The outside diameter of the plastic collar should not be larger than the pitch (P)		

VWGK 4 BK BX

Weidmüller Interface GmbH & Co. KG

Klingenbergstraße 26

D-32758 Detmold

Germany


www.weidmueller.com

Technical data


Rated data acc. to IEC

tested acc. to standard	IEC 60664-1	Rated current, min. number of poles ($T_u=20^{\circ}\text{C}$)	32 A
Rated current, max. number of poles ($T_u=20^{\circ}\text{C}$)	32 A	Rated voltage for surge voltage class / pollution degree III/3	500 V
Rated impulse voltage for surge voltage class/ contamination degree III/3	6 kV		

Rated data acc. to CSA

Institute (CSA)		Certificate No. (CSA)	200039-1830694
Rated voltage (Use group B / CSA)	300 V	Rated voltage (Use group C / CSA)	300 V
Rated voltage (Use group D / CSA)	300 V	Rated current (Use group B / CSA)	30 A
Rated current (Use group C / CSA)	30 A	Rated current (Use group D / CSA)	10 A
Wire cross-section, AWG, min.	AWG 30	Wire cross-section, AWG, max.	AWG 10
Reference to approval values	Specifications are maximum values, details - see approval certificate.		

Rated data acc. to UL 1059

Institute (cURus)		Certificate No. (cURus)	E60693
Rated voltage (Use group B / UL 1059)	300 V	Rated voltage (Use group C / UL 1059)	300 V
Rated voltage (Use group D / UL 1059)	300 V	Rated current (Use group B / UL 1059)	30 A
Rated current (Use group C / UL 1059)	30 A	Rated current (Use group D / UL 1059)	10 A
Wire cross-section, AWG, min.	AWG 30	Wire cross-section, AWG, max.	AWG 10
Reference to approval values	Specifications are maximum values, details - see approval certificate.		

Packing

Packaging	Box	VPE length	112 mm
VPE width	87 mm	VPE height	51 mm

Classifications

ETIM 6.0	EC001283	ETIM 7.0	EC001283
ETIM 8.0	EC001283	ETIM 9.0	EC001283
ECLASS 9.0	27-14-11-34	ECLASS 9.1	27-14-11-34
ECLASS 10.0	27-14-11-34	ECLASS 11.0	27-14-11-34
ECLASS 12.0	27-14-11-34	ECLASS 13.0	27-14-11-34

VWGK 4 BK BX

Weidmüller Interface GmbH & Co. KG

Klingenbergstraße 26

D-32758 Detmold

Germany

www.weidmueller.com

Technical data

Important note

Notes

- Clearance and creepage distances to other components must be devised in accordance with the relevant application standard. This can be achieved in the device by full encapsulation or by the use of additional spacer plates.
- Rated data refer only to the component itself. Clearance and creepage distances to other components are to be designed in accordance with the relevant application standards.
- Colours: SW = black; GN/YL = green/yellow; GY = grey
- Additional variants on request
- WGK: Rated voltage plastic walls: 1 - 4 mm = 500 V; metal walls: 1 - 2.5 mm = 400 V; metal walls: 2.5 - 4 mm = 250 V
- WGKV: Rated voltage plastic walls: 1 - 4 mm = 400 V; metal walls: 1 - 2.5 mm = 400 V; metal walls: 2.5 - 4 mm = 250 V
- VWGK: Rated voltage plastic walls: 1 - 4 mm = 500 V; metal walls: 1 - 4 mm = 500 V
- Long term storage of the product with average temperature of 50 °C and maximum humidity 70%, 36 months

Approvals

Approvals



ROHS	Conform
UL File Number Search	UL Website
Certificate No. (cURus)	E60693

Downloads

Approval/Certificate/Document of Conformity

[Declaration of the Manufacturer](#)

Engineering Data

[CAD data – STEP](#)

Catalogues

[Catalogues in PDF-format](#)

Brochures

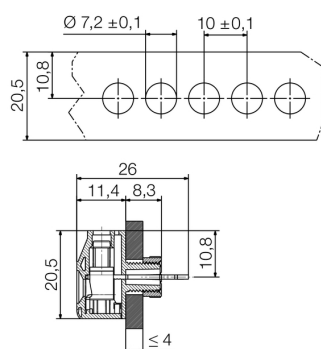
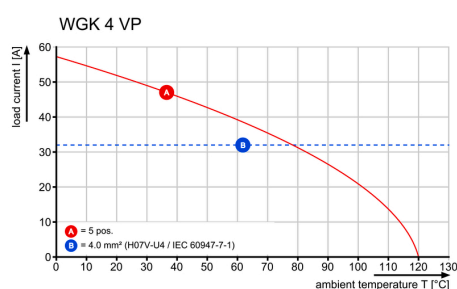
[FL DRIVES EN](#)
[MB DEVICE MANUF. EN](#)
[FL DRIVES DE](#)
[FL_BASE_STATION_EN](#)
[FL ELEVATOR EN](#)
[FL POWER SUPPLY EN](#)
[FL 72H SAMPLE SER EN](#)
[PO OMNIMATE EN](#)
[PO OMNIMATE EN](#)

VWGK 4 BK BX
Weidmüller Interface GmbH & Co. KG

Klingenbergstraße 26

D-32758 Detmold

Germany

www.weidmueller.com
Drawings
Dimensional drawing

Derating curve


VWGK-4_H07V-U4_LAB-14928_LABOR_2688_EN.eps

VWGK 4 BK BX

Weidmüller Interface GmbH & Co. KG

Klingenbergstraße 26

D-32758 Detmold

Germany

www.weidmueller.com

Accessories

Accessories




Integrate, expand and customise: the perfect supplement to every application.

Universal system accessories enable easy adaptation of the interfaces to fulfil specific requirements for the relevant application.

General ordering data

Type	DP VWGK 4 BK BX	Version	Product data
Order No.	1251030000	OMNIMATE Power - series WGK, Feed-through terminal	UL:
GTIN (EAN)	4050118042597		
Qty.	50 pc(s).		
Type	DP VWGK 4 GY BX	Version	Product data
Order No.	1936430000	OMNIMATE Power - series WGK, Feed-through terminal	UL:
GTIN (EAN)	4032248758982		
Qty.	50 pc(s).		

Slotted screwdriver



VDE insulated slot-head screwdriver, SDI DIN 7437, ISO 2380/2, drive output acc. to DIN 5264, ISO 2380/1. SoftFinish grip

General ordering data

Type	SDIS 0.6X3.5X100	Version
Order No.	2749810000	Screwdriver, Blade width (B): 3.5 mm, Blade length: 100 mm, Blade
GTIN (EAN)	4050118897012	thickness (A): 0.6 mm
Qty.	1 pc(s).	

VWGK 4 BK BX**Weidmüller Interface GmbH & Co. KG**

Klingenbergstraße 26

D-32758 Detmold

Germany

www.weidmueller.com**Accessories****Special print**

KSW marking strips are used to identify multi-pole PCB plug-in connectors. Users can print them individually without being confined to a certain pitch.

- Smudge-proof labelling
- Strips 2.5 mm and 4 mm wide
- Simply stick on - finished
- Optimum adhesion
- PVC-free

General ordering data

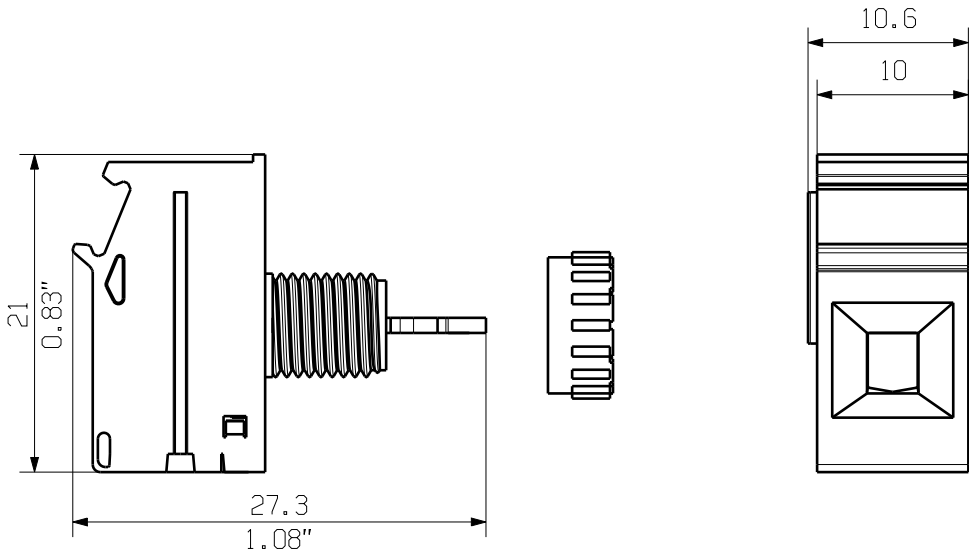
Type	KSW 4 < 50MM SDR	Version
Order No.	1629910000	KSW, Terminal marker, 4 x 50 mm, Pitch in mm (P): 50.00
GTIN (EAN)	4008190202811	Weidmueller, white
Qty.	1 pc(s).	

The reproduction, distribution and utilization of this document as well as the communication of its contents to others without explicit authorization is prohibited. Offenders will be held liable for the payment of damages. Weidmueller exclusively reserves the right to file for patents, utility models or designs.

© Weidmueller Interface GmbH & Co. KG


Dimensions without tolerances are no check dimensions

The English version is binding



Kundenzeichnung
Customer drawing

Bemessungsdaten
Rated data
Bemessungsquerschnitt
Rated cross-section 4mm²
Bemessungsstrom
Rated current 32A
Bemessungsspannung
Rated voltage 500 V



M 1/1

GENERAL TOLERANCE:
DIN ISO 2768-m



Max. nos.

91733/5
08.03.17 MA_J 00

Modification

Weidmüller

Cat.no.: .

4 43836

03

Drawing no.

Issue no.

Sheet 00

of 02 sheets



	Date	Name
Drawn	24.09.2007	ZHOV_B
Responsible		MA_J
Checked	22.03.2017	ZHOV_N
Approved		XU_S

Scale: 2/1

Supersedes: .

VWGK 4...
DURCHFUEHRUNGSKLEMME
FEED-THROUGH TERMINAL

Product file: VWGK 4

5240