

PWR173110L**Weidmüller Interface GmbH & Co. KG**

Klingenbergstraße 26

D-32758 Detmold

Germany

www.weidmueller.com**Product image**

Similar to illustration

Our small industrial contactors of the PWR are particularly suitable for switching larger load currents.

- 1 NO contact (30 A) and 2 NO contacts (25 A)
- AgSnO Contact material
- Double contact to increase contact opening
- Direct mounting on DIN rail TS35
- With integrated status LED

General ordering data

Version	D-SERIES PWR, Relay module, Number of contacts: 1, NO contact AgSnO, Rated control voltage: 110 V DC, Continuous current: 30 A, Screw connection, Test button available: No
Order No.	1219510000
Type	PWR173110L
GTIN (EAN)	4032248998951
Qty.	10 pc(s).

PWR173110L

Weidmüller Interface GmbH & Co. KG

Klingenbergstraße 26

D-32758 Detmold

Germany

www.weidmueller.com

Technical data

Dimensions and weights

Depth	55 mm	Depth (inches)	2.165 inch
Height	34 mm	Height (inches)	1.339 inch
Width	50.5 mm	Width (inches)	1.988 inch
Net weight	119 g		

Temperatures

Storage temperature	-25 °C...55 °C	Operating temperature	-25 °C...55 °C
Humidity	35...85 % rel. humidity, no condensation		

Rated data UL

Certificate No. (cURus)	E312083
-------------------------	---------

Control side

Rated control voltage	110 V DC	Rated current DC	17.3 mA
Power rating	1.9 W	Coil resistance	6360 $\Omega \pm 10\%$
Coil tolerance	10 %	Status indicator	Green LED

Load side

Rated switching voltage	277 V AC	Continuous current	30 A
Max. switching frequency at rated load	0.1 Hz	Max. switching voltage, AC	250 V
Inrush current	150 A / 50 ms	AC switching capacity (resistive), max.	8300 VA
DC switching capacity (resistive), max.	720 W @ 24 V	Switch-on delay	< 20 ms
Switch-off delay	< 10 ms	Contact type	1 NO contact (AgSnO)
Min. switching power	100 mA @ 12 V		

General data

Rail	TS 35	
Test button available	No	
Mechanical switch position indicator	No	
Colour	beige	
UL94 flammability rating component	Component	Relay test button
	UL94 flammability rating	HB
	Component	Relay status indicator
	UL94 flammability rating	HB
	Component	Relay baseplate
	UL94 flammability rating	V-0
	Component	Relay cover
	UL94 flammability rating	V-2

Insulation coordination

Rated voltage	250 V	Pollution severity	3
Surge voltage category	III	Insulating material group	IIIa
Clearance and creepage distances for control side - load side	≥ 5.5 mm	Dielectric strength for control side - load side	4 kV _{eff} / 1 min
Dielectric strength of open contact	2 kV _{eff} / 1 min	Impulse withstand voltage	6 kV (1.2/50 μ s)
Protection degree	IP10		

PWR173110L

Weidmüller Interface GmbH & Co. KG

Klingenbergstraße 26

D-32758 Detmold

Germany

www.weidmueller.com

Technical data

Further details of approvals / standards

Certificate No. (cURus) E312083

Connection data (control side)

Wire connection method (control side)	Screw connection	Min. rated connection clamping range (control side)	0.5 mm ²
Max. rated connection clamping range (control side)	2.5 mm ²	Min. tightening torque (control side)	0.5 Nm
Max. tightening torque (control side)	1.2 Nm	Blade size (control side)	Gr. PH2

Connection data (load side)

Wire connection method (load side)	Screw connection	Min. rated connection clamping range (load side)	0.5 mm ²
Max. rated connection clamping range (load side)	4 mm ²	Min. tightening torque (load side)	0.5 Nm
Max. tightening torque (load side)	1.2 Nm	Blade size (load side)	Gr. PH2

Connection data

Wire connection method Screw connection

Classifications

ETIM 6.0	EC001437	ETIM 7.0	EC001437
ETIM 8.0	EC001437	ETIM 9.0	EC001437
ECLASS 9.0	27-37-16-01	ECLASS 9.1	27-37-16-01
ECLASS 10.0	27-37-16-01	ECLASS 11.0	27-37-16-01
ECLASS 12.0	27-37-16-01	ECLASS 13.0	27-37-16-01

Environmental Product Compliance

REACH SVHC Lead 7439-92-1

Approvals

Approvals



ROHS	Conform
UL File Number Search	UL Website
Certificate No. (cURus)	E312083

Downloads

Approval/Certificate/Document of Conformity	EU Konformitätserklärung / EU Declaration of Conformity
Engineering Data	CAD data – STEP
User Documentation	FL_D-SERIES_PWR1NO_LOAD_GUIDE
Catalogues	Catalogues in PDF-format
Brochures	

Creation date June 6, 2024 4:57:00 PM CEST

Catalogue status 01.06.2024 / We reserve the right to make technical changes.

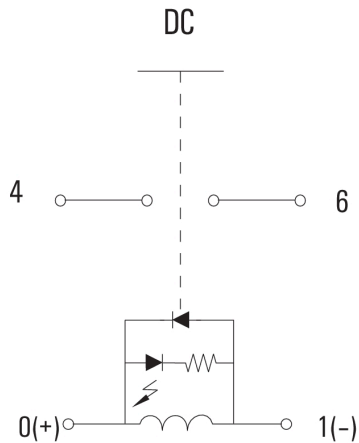
PWR173110L

Weidmüller Interface GmbH & Co. KG
 Klingenbergstraße 26
 D-32758 Detmold
 Germany

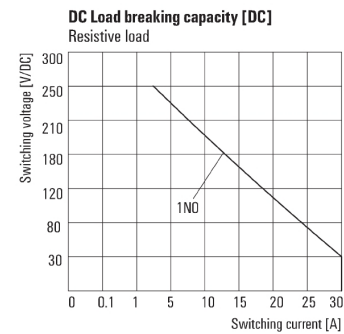
www.weidmueller.com

Drawings

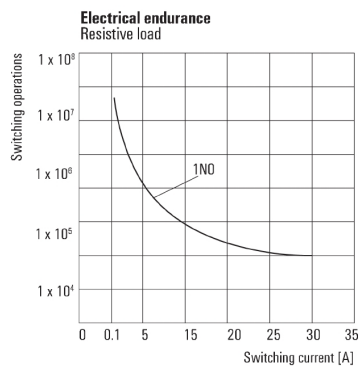
Wiring diagram



Graph

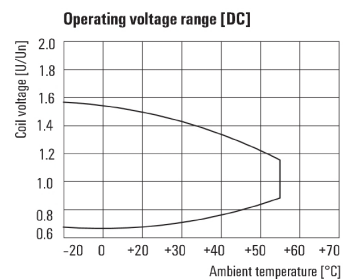


Graph



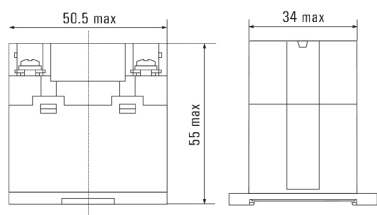
Electrical service life
Resistive load

Graph



DC operational voltage range

Dimensional drawing



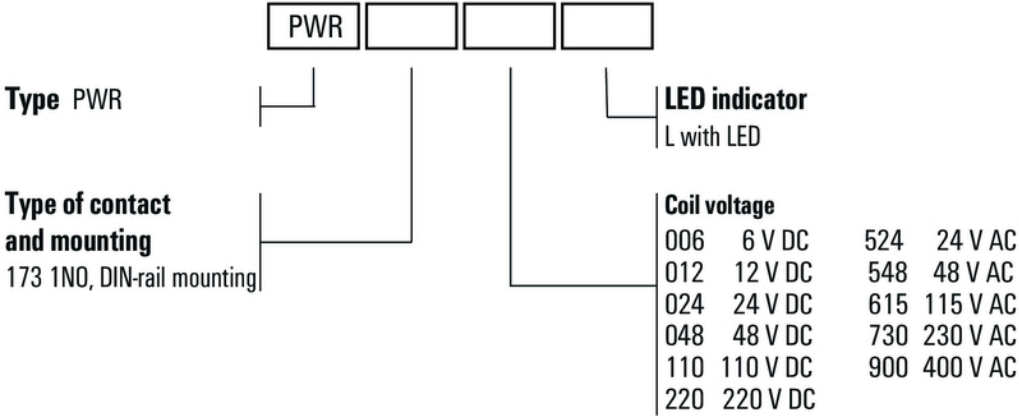
PWR173110L

Weidmüller Interface GmbH & Co. KG
Klingenbergstraße 26
D-32758 Detmold
Germany

www.weidmueller.com

Drawings

Miscellaneous



Type codes