

**RCI42424FG****Weidmüller Interface GmbH & Co. KG**

Klingenbergstraße 26

D-32758 Detmold

Germany

www.weidmueller.com

**Product image**

Relay modules with forcibly guided contacts  
Relays with forcibly guided contacts have a 99 % diagnostics coverage and an excellent reputation for use in safety systems. The contacts interlock mechanically with each other in order to ensure a synchronous switching status of both contacts. This guarantees that the alert contact will maintain the same switching status in the event of an error (for example, if the working contact welds from an overload). The controller (or safety controller) detects the alert contact and then compares the set values and actual values. If a difference occurs, measures can then be taken to protect equipment and human life.

- 2 CO contacts with 6 A, forcibly guided according to EN 61810-3 type B
- Proven component in safety technology
- Diagnosis coverage of 99 %

**General ordering data**

Version	RIDERSERIES FG, Relay with positively driven contacts, Number of contacts: 2, CO contacts forcibly guided (EN 61810-3 type B) AgCuNi, Rated control voltage: 24 V DC, Continuous current: 6 A, Plug-in connection, Test button available: No
Order No.	<a href="#">1218380000</a>
Type	RCI42424FG
GTIN (EAN)	4050118001891
Qty.	12 pc(s).

## RCI42424FG

Weidmüller Interface GmbH &amp; Co. KG

Klingenbergstraße 26

D-32758 Detmold

Germany

www.weidmueller.com

## Technical data

## Dimensions and weights

Depth	25.6 mm	Depth (inches)	1.008 inch
Height	30.2 mm	Height (inches)	1.189 inch
Width	12.7 mm	Width (inches)	0.5 inch
Net weight	20.417 g		

## Temperatures

Storage temperature	-40 °C...85 °C	Operating temperature	-40 °C...70 °C
Humidity	40 °C / 95 % rel. humidity, no condensation		

## Control side

Rated control voltage	24 V DC	Rated current DC	29.2 mA
Power rating	700 mW	Coil resistance	720 $\Omega \pm 10\%$
Coil tolerance	10 %	Status indicator	No

## Load side

Rated switching voltage	250 V AC	Continuous current	6 A
Max. switching frequency at rated load	0.1 Hz	Inrush current	15 A / 20 ms
AC switching capacity (resistive), max.	1500 VA	DC switching capacity (resistive), max.	144 W @ 24 V
Switch-on delay	$\leq 12$ ms	Switch-off delay	$\leq 6$ ms
Contact type	2 CO contacts forcibly guided (EN 61810-3 type B) (AgCuNi)	Mechanical service life	$> 50 \times 10^6$ switching cycles
Min. switching power	1 mA @ 24 V, 10 mA @ 10 V, 100 mA @ 5 V		

## General data

Test button available	No	Mechanical switch position indicator	No
Colour	Transparent		

## Insulation coordination

Rated voltage	250	Pollution severity	2
Surge voltage category	III	Clearance and creepage distances for control side - load side	$\geq 10$ mm
Dielectric strength for control side - load side	5 kV <sub>eff</sub> / 1 min	Dielectric strength of neighbouring con- tacts	4 kV <sub>eff</sub> / 1 min
Dielectric strength of open contact	1.5 kV <sub>eff</sub> / 1 min.	Protection degree	IP20

## Further details of approvals / standards

Standards	DIN EN 50205
-----------	--------------

## Connection data

Wire connection method	Plug-in connection
------------------------	--------------------

**RCI42424FG****Weidmüller Interface GmbH & Co. KG**

Klingenbergstraße 26

D-32758 Detmold

Germany

[www.weidmueller.com](http://www.weidmueller.com)**Technical data****Classifications**

ETIM 6.0	EC001437	ETIM 7.0	EC001437
ETIM 8.0	EC001437	ETIM 9.0	EC001437
ECLASS 9.0	27-37-16-01	ECLASS 9.1	27-37-16-01
ECLASS 10.0	27-37-16-01	ECLASS 11.0	27-37-16-01
ECLASS 12.0	27-37-16-01	ECLASS 13.0	27-37-16-01

**Approvals**

ROHS	Conform
------	---------

**Downloads**

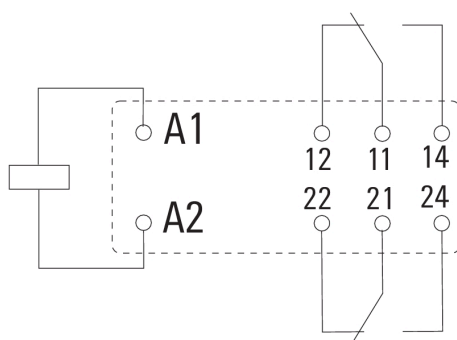
Engineering Data	<a href="#">CAD data – STEP</a>
Catalogues	<a href="#">Catalogues in PDF-format</a>
Brochures	

**RCI42424FG**
**Weidmüller Interface GmbH & Co. KG**

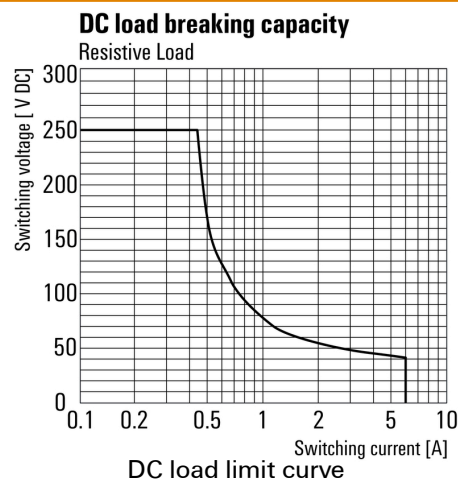
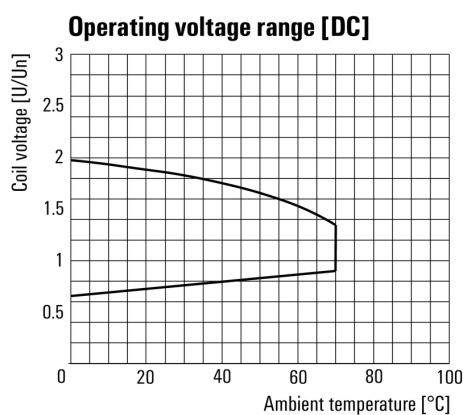
Klingenbergstraße 26

D-32758 Detmold

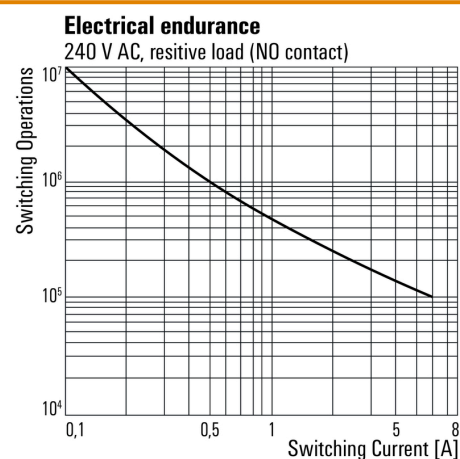
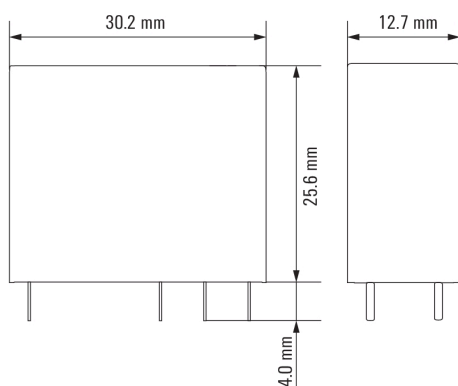
Germany

[www.weidmueller.com](http://www.weidmueller.com)
**Drawings**
**Wiring diagram**


View of Pins from below

**Graph**

**Graph**


DC operational voltage range

**Graph**

**Dimensional drawing**


## RCI42424FG

Weidmüller Interface GmbH &amp; Co. KG

Klingenbergstraße 26

D-32758 Detmold

Germany

www.weidmueller.com

## Accessories

## Individual components



Relay modules with forcibly guided contacts

Relays with forcibly guided contacts have a 99 % diagnostics coverage and an excellent reputation for use in safety systems. The contacts interlock mechanically with each other in order to ensure a synchronous switching status of both contacts. This guarantees that the alert contact will maintain the same switching status in the event of an error (for example, if the working contact welds from an overload). The controller (or safety controller) detects the alert contact and then compares the set values and actual values. If a difference occurs, measures can then be taken to protect equipment and human life.

- 2 CO contacts with 6 A, forcibly guided according to EN 61810-3 type B
- Proven component in safety technology
- Diagnosis coverage of 99 %

## General ordering data

Type	RIM 2 6/24VDC GN	Version
Order No.	<a href="#">8713720000</a>	RIDERSERIES FG, LED module with freewheel diode, Rated control
GTIN (EAN)	4032248389872	voltage: 6...24 V DC, Plug-in connection
Qty.	10 pc(s).	
Type	SRC 2CO Z	Version
Order No.	<a href="#">8783930000</a>	RIDERSERIES FG, Relay socket, Number of contacts: 2, CO contact,
GTIN (EAN)	4032248471430	Tension-clamp connection
Qty.	10 pc(s).	
Type	SRC 2CO	Version
Order No.	<a href="#">8690830000</a>	RIDERSERIES FG, Relay socket, Number of contacts: 2, CO contact,
GTIN (EAN)	4032248361519	Screw connection
Qty.	10 pc(s).	
Type	SRC MARK	Version
Order No.	<a href="#">8693270000</a>	RIDERSERIES FG, Label
GTIN (EAN)	4032248364725	
Qty.	10 pc(s).	

**RCI42424FG**

**Weidmüller Interface GmbH & Co. KG**  
Klingenbergstraße 26  
D-32758 Detmold  
Germany

[www.weidmueller.com](http://www.weidmueller.com)

**Accessories****ESG 6/17****Guaranteed long service life: ESG**

The multi-colour and multi-format labels have a strong adhesive layer to ensure the best possible adhesion to the underlying surface. Double laminated polyester makes the basic material very thin and yet extremely tear-resistant.

**Your benefits with MultiMark**

- "Different materials for various requirements"
- Can be used with equipment from many manufacturers
- Device markers with a familiar design

**General ordering data**

Type	ESG 6/17 MM WS	Version
Order No.	<a href="#">2005100000</a>	ESG, Device markers, 6 x 17 mm, white
GTIN (EAN)	4050118390728	
Qty.	3,000 pc(s).	

**ESG 6/15****Guaranteed long service life: ESG**

The multi-colour and multi-format labels have a strong adhesive layer to ensure the best possible adhesion to the underlying surface. Double laminated polyester makes the basic material very thin and yet extremely tear-resistant.

**Your benefits with MultiMark**

- "Different materials for various requirements"
- Can be used with equipment from many manufacturers
- Device markers with a familiar design

**General ordering data**

Type	ESG 6/15 MM WS	Version
Order No.	<a href="#">2619940000</a>	ESG, Device markers, 6 x 15 mm, white
GTIN (EAN)	4050118626148	
Qty.	3,000 pc(s).	

## RCI42424FG

**Weidmüller Interface GmbH & Co. KG**  
Klingenbergstraße 26  
D-32758 Detmold  
Germany

[www.weidmueller.com](http://www.weidmueller.com)

## Accessories

### RCL

#### General ordering data

Type	SRC CLIP HM	Version
Order No.	<a href="#">8693370000</a>	RIDERSERIES FG, Retaining clip
GTIN (EAN)	4032248364817	
Qty.	10 pc(s).	