

SL 5.08HC/10/180G 3.2SN BK BX**Weidmüller Interface GmbH & Co. KG**

Klingenbergstraße 26

D-32758 Detmold

Germany

www.weidmueller.com

Product image

Pin headers in glass-fibre-reinforced plastic with straight wire outlet; optimised for wave soldering. The flange variant (F) can be screwed onto the respective counter piece or the circuit board. There is no need for an extra screw to connect the circuit board when the solder flange (LF) version is used. This also protects the solder points from mechanical strain. All pin headers can be manually coded or ordered pre-coded. HC = High Current.

General ordering data

| | |
|--------------|---------------------------------------------------------------------------------------------------------------------------------------------------------------|
| Version | PCB plug-in connector, male header, closed side, THT solder connection, 5.08 mm, Number of poles: 10, 180°, Solder pin length (l): 3.2 mm, tinned, black, Box |
| Order No. | 1148900000 |
| Type | SL 5.08HC/10/180G 3.2SN BK BX |
| GTIN (EAN) | 4032248935369 |
| Qty. | 50 pc(s). |
| Product data | IEC: 400 V / 24 A UL: 300 V / 18.5 A |
| Packaging | Box |

Creation date October 5, 2024 2:49:53 AM CEST

Catalogue status 28.09.2024 / We reserve the right to make technical changes.

SL 5.08HC/10/180G 3.2SN BK BX

Weidmüller Interface GmbH & Co. KG

Klingenbergstraße 26

D-32758 Detmold

Germany

www.weidmueller.com

Technical data

Dimensions and weights

| | | | |
|--------------------------|------------|-----------------|------------|
| Depth | 8.43 mm | Depth (inches) | 0.332 inch |
| Height | 15.2 mm | Height (inches) | 0.598 inch |
| Height of lowest version | 12 mm | Width | 54 mm |
| Width (inches) | 2.126 inch | Net weight | 2.994 g |

System specifications

| | | | |
|----------------------------------------------|-----------------------------------------------------|--------------------------------------------|------------------------------|
| Product family | OMNIMATE Signal - series BL/SL 5.08 | Type of connection | Board connection |
| Mounting onto the PCB | THT solder connection | Pitch in mm (P) | 5.08 mm |
| Pitch in inches (P) | 0.2 " | Outgoing elbow | 180° |
| Number of poles | 10 | Number of solder pins per pole | 1 |
| Solder pin length (l) | 3.2 mm | Solder pin length tolerance | +0.1 / -0.3 mm |
| Solder pin dimensions | d = 1.2 mm, Octagonal | Solder pin dimensions = d tolerance | 0 / -0.03 mm |
| Solder eyelet hole diameter (D) | 1.5 mm | Solder eyelet hole diameter tolerance (D) | + 0.1 mm |
| L1 in mm | 45.72 mm | L1 in inches | 1.8 " |
| Number of rows | 1 | Pin series quantity | 1 |
| Touch-safe protection acc. to DIN VDE 57 106 | finger-safe unplugged/ back-of-hand-safe plugged | Touch-safe protection acc. to DIN VDE 0470 | IP20 plugged/ IP10 unplugged |
| Protection degree | IP20 | Volume resistance | ≤5 mΩ |
| Can be coded | Yes | Plugging cycles | 25 |
| Plugging force/pole, max. | 10 N | Pulling force/pole, max. | 7.5 N |

Material data

| | | | |
|---------------------------------------|--------------------------------|---------------------------------------|--------------------------------|
| Insulating material | PA GF | Colour | black |
| Colour chart (similar) | RAL 9011 | Insulating material group | II |
| Comparative Tracking Index (CTI) | ≥ 550 | UL 94 flammability rating | V-0 |
| Contact material | Cu-alloy | Contact surface | tinned |
| Layer structure of solder connection | 1...3 µm Ni / 2...4 µm Sn matt | Layer structure of plug contact | 1...3 µm Ni / 2...4 µm Sn matt |
| Storage temperature, min. | -40 °C | Storage temperature, max. | 70 °C |
| Operating temperature, min. | -50 °C | Operating temperature, max. | 100 °C |
| Temperature range, installation, min. | -25 °C | Temperature range, installation, max. | 100 °C |

Rated data acc. to IEC

| | | | |
|---------------------------------------------------------------------------|------------------------|-----------------------------------------------------------------------|-------|
| tested acc. to standard | IEC 60664-1, IEC 61984 | Rated current, min. number of poles (Tu=20°C) | 24 A |
| Rated current, max. number of poles (Tu=20°C) | 19 A | Rated current, min. number of poles (Tu=40°C) | 21 A |
| Rated current, max. number of poles (Tu=40°C) | 16.5 A | Rated voltage for surge voltage class / pollution degree II/2 | 400 V |
| Rated voltage for surge voltage class / pollution degree III/2 | 320 V | Rated voltage for surge voltage class / pollution degree III/3 | 250 V |
| Rated impulse voltage for surge voltage class/ pollution degree II/2 | 4 kV | Rated impulse voltage for surge voltage class/ pollution degree III/2 | 4 kV |
| Rated impulse voltage for surge voltage class/ contamination degree III/3 | 4 kV | | |

SL 5.08HC/10/180G 3.2SN BK BX

Weidmüller Interface GmbH & Co. KG

Klingenbergstraße 26

D-32758 Detmold

Germany

www.weidmueller.com

Technical data

Rated data acc. to CSA

Institute (CSA)



Certificate No. (CSA)

200039-1121690

Rated voltage (Use group B / CSA) 300 V

Rated voltage (Use group D / CSA) 300 V

Rated current (Use group B / CSA) 18.5 A

Rated current (Use group D / CSA) 18.5 A

Reference to approval values

Specifications are maximum values, details - see approval certificate.

Rated data acc. to UL 1059

Institute (cURus)



Certificate No. (cURus)

E60693

Rated voltage (Use group B / UL 1059) 300 V

Rated voltage (Use group D / UL 1059) 300 V

Rated current (Use group B / UL 1059) 18.5 A

Rated current (Use group D / UL 1059) 10 A

Reference to approval values

Specifications are maximum values, details - see approval certificate.

Packing

| | | | |
|-----------|--------|------------|--------|
| Packaging | Box | VPE length | 168 mm |
| VPE width | 116 mm | VPE height | 40 mm |

Classifications

| | | | |
|-------------|-------------|-------------|-------------|
| ETIM 6.0 | EC002637 | ETIM 7.0 | EC002637 |
| ETIM 8.0 | EC002637 | ETIM 9.0 | EC002637 |
| ECLASS 9.0 | 27-44-04-02 | ECLASS 9.1 | 27-44-04-02 |
| ECLASS 10.0 | 27-44-04-02 | ECLASS 11.0 | 27-46-02-01 |
| ECLASS 12.0 | 27-46-02-01 | ECLASS 13.0 | 27-46-02-01 |
| ECLASS 14.0 | 27-46-02-01 | | |

Environmental Product Compliance

| | |
|------------------------|-----------------------------|
| REACH SVHC | / |
| RoHS Compliance Status | Compliant without exemption |

SL 5.08HC/10/180G 3.2SN BK BX

Weidmüller Interface GmbH & Co. KG

Klingenbergstraße 26

D-32758 Detmold

Germany

www.weidmueller.com

Technical data

Important note

| | |
|----------------|-----------------------------------------------------------------------------------------------------------------------------------------------------------------------------------------------------------------------------------------------------------------------------------------------------------------------------------------------------------------------------------------------------------------------------------------------------------------------------------------------------------------------------------------------------------------------------------------------------------------------------------------------------------------------------------------------------------------------------------------------------------------------------------------------------------------------------------------------------------------------------------------------------------------------------------------------------------|
| IPC conformity | Conformity: The products are developed, manufactured and delivered according international recognized standards and norms and comply with the assured properties in the data sheet resp. fulfill decorative properties in accordance with IPC-A-610 "Class 2". Further claims on the products can be evaluated on request. |
| Notes | <ul style="list-style-type: none"> • Additional variants on request • Gold-plated contact surfaces on request • Rated current related to rated cross-section & min. No. of poles. • Diameter of solder eyelet $D = 1.4 \pm 0.1 \text{ mm}$ • Solder eyelet diameter $D = 1.5 \pm 0.1 \text{ mm}$, from 9 poles • P on drawing = pitch • Rated data refer only to the component itself. Clearance and creepage distances to other components are to be designed in accordance with the relevant application standards. • In accordance with IEC 61984, OMNIMATE-connectors are connectors without breaking capacity (COC). During designated use, connectors are not allowed to be engaged or disengaged when live or under load • Long term storage of the product with average temperature of 50 °C and maximum humidity 70%, 36 months |

Approvals

Approvals



| | |
|-------------------------|------------|
| ROHS | Conform |
| UL File Number Search | UL Website |
| Certificate No. (cULus) | E60693 |

SL 5.08HC/10/180G 3.2SN BK BX**Weidmüller Interface GmbH & Co. KG**

Klingenbergstraße 26

D-32758 Detmold

Germany

www.weidmueller.com**Technical data****Downloads**

| | |
|---------------------------------------------|------------------------------------------------------------------------------------------------------------------------------------------------------------------------------------------------------------------------------------------------------------------------------------------------------------------------------------------------------------------------------------------------------------------------------------------------------------------------------------------------------------------------------------------------------------------------------------|
| Approval/Certificate/Document of Conformity | CB Certificate CB Testreport Declaration of the Manufacturer |
| Engineering Data | CAD data – STEP |
| Product Change Notification | EN - Change of packaging DE - Change of packaging |
| Catalogues | Catalogues in PDF-format |
| Brochures | FL DRIVES EN MB DEVICE MANUF. EN FL DRIVES DE FL BUILDING SAFETY EN FL APPL LED LIGHTING EN FL INDUSTR.CONTROLS EN FL MACHINE SAFETY EN FL HEATING ELECTR EN FL APPL INVERTER EN FL_BASE_STATION_EN FL ELEVATOR EN FL POWER SUPPLY EN FL 72H SAMPLE SER EN PO OMNIMATE EN PO OMNIMATE EN |


SL 5.08HC/10/180G 3.2SN BK BX

Weidmüller Interface GmbH & Co. KG
Klingenbergstraße 26
D-32758 Detmold
Germany

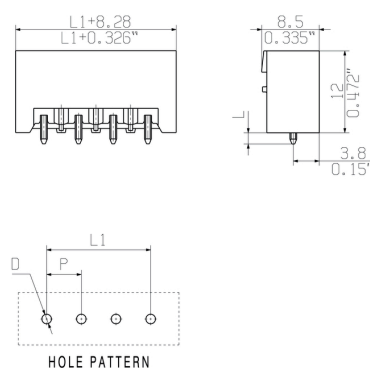
www.weidmueller.com

Drawings

Product image



Dimensional drawing

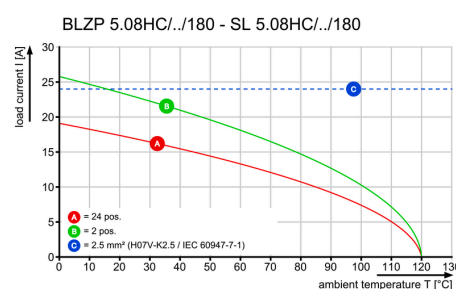


Product benefits

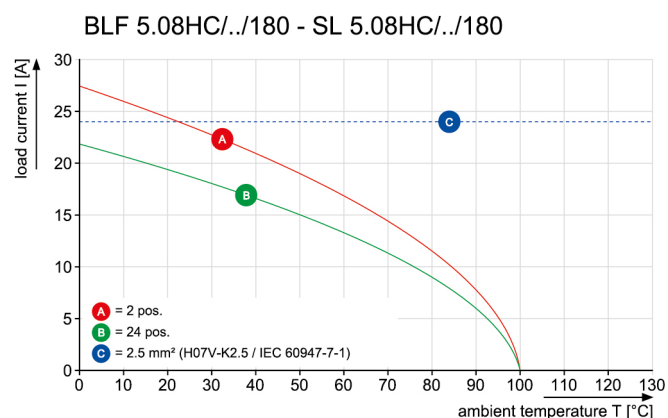


Safe power transmission
Proven properties

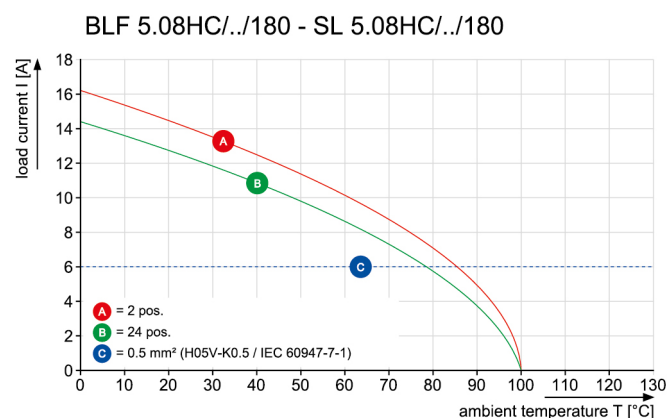
Graph



Graph



Graph



Recommended wave soldering profiles

Weidmüller Interface GmbH & Co. KG
Klingenbergstraße 16
D-32758 Detmold
Germany
Fon: +49 5231 14-0
Fax: +49 5231 14-292083
www.weidmueller.com

Single Wave:



Double Wave:



Wave soldering profiles

Wired connection elements should be processed in accordance with the DIN EN 61760-1 standard. We have included two recommendations for practical wave soldering profiles, with which Weidmüller PCB terminals and connectors are qualified.

When choosing a suitable profile for your application, the following factors also need to be considered:

- PCB thickness
- Proportion of Cu in the layers
- Single/double-sided assembly
- Product range
- Heating and cooling rates

The single and double wave profiles each indicate the recommended operating range, including the maximum soldering temperature of 260°C. In practice, the maximum soldering temperature is quite often well below the above maximum profile.

We reserve the right to make technical changes.