


WSI 6/2/LD 60-150V LLC**Weidmüller Interface GmbH & Co. KG**

Klingenbergstraße 26

D-32758 Detmold

Germany

www.weidmueller.com**Product image**

In some applications it is useful to protect the feed through connection with a separate fuse. Fuse terminal blocks are made up of one terminal block bottom section with a fuse insertion carrier. The fuses vary from pivoting fuse levers and pluggable fuse holders to screwable closures and flat plug-in fuses.

General ordering data

| | |
|------------|--|
| Version | Fuse terminal, Screw connection, Fuse isolator, with LED, for screwable cross-connection, One end without connector, Screw connection, 6 mm ² , 150 V, 10 A, 6.3 x 32 mm (1/4 x 1 1/4"), dark beige |
| Order No. | 1119820000 |
| Type | WSI 6/2/LD 60-150V LLC |
| GTIN (EAN) | 4032248901098 |
| Qty. | 25 pc(s). |

WSI 6/2/LD 60-150V LLC

Weidmüller Interface GmbH & Co. KG

Klingenbergstraße 26

D-32758 Detmold

Germany

www.weidmueller.com

Technical data

Dimensions and weights

| | | | |
|--------------------------|------------|----------------|------------|
| Depth | 78.5 mm | Depth (inches) | 3.091 inch |
| Depth including DIN rail | 79.5 mm | Height | 60 mm |
| Height (inches) | 2.362 inch | Width | 11.9 mm |
| Width (inches) | 0.469 inch | Net weight | 27.56 g |

Temperatures

| | | | |
|----------------------------------|----------------|----------------------------------|--------|
| Storage temperature | -25 °C...55 °C | Continuous operating temp., min. | -50 °C |
| Continuous operating temp., max. | 120 °C | | |

Material data

| | | | |
|---------------------------|-------|--------|------------|
| Material | Wemid | Colour | dark beige |
| UL 94 flammability rating | V-0 | | |

System specifications

| | | | |
|-------------------------------------|--|-------------------------------|-----|
| Version | Screw connection, Fuse isolator, with LED, for screwable cross-connection, One end without connector | End cover plate required | Yes |
| Number of potentials | 1 | Number of levels | 1 |
| Number of clamping points per level | 2 | Number of potentials per tier | 1 |
| Levels cross-connected internally | No | PE connection | No |
| Rail | TS 35 | N-function | No |
| PE function | No | PEN function | No |

2 clampable conductors (H05V/H07V) with equal cross-section (rated connection)

| | | | |
|--|---------------------|--|---------------------|
| Wire connection cross section, finely stranded with wire-end ferrules DIN 46228/1, 2 clampable wires, max. | 2.5 mm ² | Wire connection cross section, finely stranded with wire-end ferrules DIN 46228/1, 2 clampable wires, min. | 0.5 mm ² |
| Wire connection cross section, finely stranded, two clampable wires, min. | 0.5 mm ² | Wire cross-section, finely stranded, two clampable wires, max. | 2.5 mm ² |

Additional technical data

| | | | |
|--------------------------|-------|-----------------------------|---------|
| Explosion-tested version | No | Number of similar terminals | 1 |
| Open sides | right | Type of mounting | Snap-on |

CSA rating data

| | | | |
|-------------------------------|----------------|-------------------------------|-------|
| Certificate No. (CSA) | 200039-1057876 | Wire cross section max. (CSA) | 8 AWG |
| Wire cross section min. (CSA) | 20 AWG | | |

Conductors for clamping (additional connection)

Connection type, additional connection Screw connection

Conductors for clamping (rated connection)

Blade size 0.8 x 4.0 mm

WSI 6/2/LD 60-150V LLC

Weidmüller Interface GmbH & Co. KG

Klingenbergstraße 26

D-32758 Detmold

Germany

www.weidmueller.com

Technical data

| | | | | |
|--|--|------------------------------|---------------------|--------|
| Clampable conductor | Connection specification | | Screw connection | |
| | Cross-section for conductor connection | Type | solid, H05(07) V-U | |
| | | min. | 0.5 mm ² | |
| | | max. | 10 mm ² | |
| | | nominal | 6 mm ² | |
| | wire end ferrule | Stripping length | min. | 12 mm |
| | | | max. | 12 mm |
| | | | nominal | 12 mm |
| | | Tightening torque | min. | 0.8 Nm |
| | | | max. | 1.6 Nm |
| | | Recommended wire-end ferrule | | |
| | Connection specification | | Screw connection | |
| | Cross-section for conductor connection | Type | stranded, H07V-R | |
| | | min. | 1.5 mm ² | |
| | | max. | 10 mm ² | |
| | | nominal | 6 mm ² | |
| | wire end ferrule | Stripping length | min. | 12 mm |
| | | | max. | 12 mm |
| | | | nominal | 12 mm |
| | | Tightening torque | min. | 0.8 Nm |
| | | | max. | 1.6 Nm |
| | | Recommended wire-end ferrule | | |
| | Connection specification | | Screw connection | |
| Cross-section for conductor connection | Type | flexible, H05(07) V-K | | |
| | min. | 0.5 mm ² | | |
| | max. | 10 mm ² | | |
| | nominal | 6 mm ² | | |
| wire end ferrule | Stripping length | min. | 12 mm | |
| | | max. | 12 mm | |
| | | nominal | 12 mm | |
| | Tightening torque | min. | 0.8 Nm | |
| | | max. | 1.6 Nm | |
| | Recommended wire-end ferrule | | | |
| Clamping range, max. | 10 mm ² | | | |
| Clamping range, min. | 0.5 mm ² | | | |
| Clamping screw | M 3.5 | | | |
| Connection cross-section, stranded, max. | 10 mm ² | | | |
| Connection cross-section, stranded, min. | 1.5 mm ² | | | |
| Connection direction | on side | | | |
| Gauge to IEC 60947-1 | A5 | | | |
| Number of connections | 2 | | | |
| Tightening torque, max. | 1.6 Nm | | | |
| Tightening torque, min. | 0.8 Nm | | | |
| Torque level with DMS electric screw-driver | 3 | | | |
| Type of connection | Screw connection | | | |
| Type of connection 2 | Screw connection | | | |
| Wire connection cross section AWG, max. | AWG 8 | | | |
| Wire connection cross section AWG, min. | AWG 20 | | | |
| Wire connection cross section, finely stranded, max. | 10 mm ² | | | |
| Wire connection cross section, finely stranded, min. | 0.5 mm ² | | | |

Creation date May 23, 2024 4:33:18 AM CEST

WSI 6/2/LD 60-150V LLC

Weidmüller Interface GmbH & Co. KG

Klingenbergstraße 26

D-32758 Detmold

Germany

www.weidmueller.com

Technical data

| | |
|---|---------------------|
| Wire connection cross-section, finely stranded with wire-end ferrules DIN 46228/1, max. | 6 mm ² |
| Wire connection cross-section, finely stranded with wire-end ferrules DIN 46228/1, min. | 0.5 mm ² |
| Wire connection cross-section, finely stranded with wire-end ferrules DIN 46228/4, max. | 6 mm ² |
| Wire connection cross-section, finely stranded with wire-end ferrules DIN 46228/4, min. | 0.5 mm ² |
| Wire connection cross-section, solid core, max. | 10 mm ² |
| Wire connection cross-section, solid core, min. | 0.5 mm ² |

Display element

| | |
|-------------------------------|-------|
| Type of voltage for indicator | AC/DC |
|-------------------------------|-------|

Fuse terminals

| | | | |
|--------------------------------|----------------------------|-------------------------------|----------|
| Cartridge fuse | 6.3 x 32 mm (1/4 x 1 1/4") | Display | Red LED |
| Fuse holder (cartridge holder) | Pivoting | Leakage current, max. | 0.219 mA |
| Operating voltage, max. | 150 V | Type of voltage for indicator | AC/DC |

General

| | | | |
|---|-------|---|---------------|
| Rail | TS 35 | Standards | IEC 60947-7-3 |
| Wire connection cross section AWG, max. | AWG 8 | Wire connection cross section AWG, min. | AWG 20 |

Rating data

| | | | |
|---|-------------------|--|---------|
| Rated cross-section | 6 mm ² | Rated voltage | 150 V |
| Rated voltage to adjoining terminal | 500 V | Rated DC voltage | 150 V |
| Rated current | 10 A | Current at maximum wires | 10 A |
| Standards | IEC 60947-7-3 | Volume resistance according to IEC 60947-7-x | 0.78 mΩ |
| Power loss in accordance with IEC 60947-7-x | 1.31 W | Pollution severity | 3 |

UL rating data

| | | | |
|---|--------|---|-------|
| Certificate No. (UR) | E60693 | Conductor size Factory wiring max. (UR) | 8 AWG |
| Conductor size Factory wiring min. (UR) | 22 AWG | Conductor size Field wiring max. (UR) | 8 AWG |
| Conductor size Field wiring min. (UR) | 22 AWG | | |

Classifications

| | | | |
|-------------|-------------|-------------|-------------|
| ETIM 6.0 | EC000899 | ETIM 7.0 | EC000899 |
| ETIM 8.0 | EC000899 | ETIM 9.0 | EC000899 |
| ECLASS 9.0 | 27-14-11-16 | ECLASS 9.1 | 27-14-11-16 |
| ECLASS 10.0 | 27-14-11-16 | ECLASS 11.0 | 27-14-11-16 |
| ECLASS 12.0 | 27-14-11-16 | ECLASS 13.0 | 27-25-01-13 |

WSI 6/2/LD 60-150V LLC

Weidmüller Interface GmbH & Co. KG

Klingenbergstraße 26

D-32758 Detmold

Germany

www.weidmueller.com

Technical data

Important note

| | |
|---------------------|--|
| Product information | The voltage depends on the selected fuse element or the selected indicator light |
|---------------------|--|

Approvals

Approvals



| | |
|-----------------------|------------|
| ROHS | Conform |
| UL File Number Search | UL Website |
| Certificate No. (UR) | E60693 |

Downloads

| | |
|---|---|
| Approval/Certificate/Document of Conformity | CB Testreport CB Certificate CE Declaration of Conformity UKCA declaration of conformity |
| Engineering Data | CAD data – STEP |
| Engineering Data | Zuken E3.S |
| User Documentation | Beipackzettel_WSI6_WSI6_2_LLC.pdf StorageConditionsTerminalBlocks |
| Catalogues | Catalogues in PDF-format |
| Brochures | |

WSI 6/2/LD 60-150V LLC

Weidmüller Interface GmbH & Co. KG
Klingenbergstraße 26
D-32758 Detmold
Germany

www.weidmueller.com

Drawings



WSI 6/2/LD 60-150V LLC

Weidmüller Interface GmbH & Co. KG

Klingenbergstraße 26

D-32758 Detmold

Germany

www.weidmueller.com

Accessories

Marker holder




The marker holder offer the possibility of additional mounting of standard markers with a pitch of 5 or 5.1 mm. The angled holders can be optionally snapped together and could be mounted in all standard marking channels of the Klippon® Connect modular terminal blocks. Fitting marker types could be found under the respective accessories of the designation marking holder.

General ordering data

| | | |
|------------|----------------------------|----------------------------|
| Type | BZT 1 ZA WS 10/5 | Version |
| Order No. | 1805520000 | Accessories, Marker holder |
| GTIN (EAN) | 4032248270248 | |
| Qty. | 100 pc(s). | |
| Type | BZT 1 WS 10/5 | Version |
| Order No. | 1805490000 | Accessories, Marker holder |
| GTIN (EAN) | 4032248270231 | |
| Qty. | 100 pc(s). | |

Shielding connection



With the LS 2.8 WDU2.5-10, many feed-through modular terminal blocks from the W series can be converted very easily. Inserting the LS 2.8 WDU2.5-10 allows the cable shielding braid to be looped through directly at the terminal block by soldering or using a suitable flat cable lug.

General ordering data

| | | |
|------------|----------------------------|----------------------|
| Type | LS 2.8 WDU2.5-10 | Version |
| Order No. | 1056400000 | W-Series, Shield bus |
| GTIN (EAN) | 4008190036454 | |
| Qty. | 100 pc(s). | |

WSI 6/2/LD 60-150V LLC

Weidmüller Interface GmbH & Co. KG

Klingenbergstraße 26

D-32758 Detmold

Germany

www.weidmueller.com

Accessories

W-Series



Test adapters and test plugs are used for the electrical connection between terminal blocks and the test equipment. In this way, an electrical contact can be established in the wired state and measurements can be done easily.

General ordering data

| | | |
|------------|----------------------------|---|
| Type | WTA 7 WSI6 | Version |
| Order No. | 1650210000 | Test adapter (terminal), 1.5 mm ² , 250 V, 6 A |
| GTIN (EAN) | 4008190296872 | |
| Qty. | 25 pc(s). | |

Blank



WS markers are the perfect match for the W-series connectors. Thanks to their system compatibility, the WS tags can also be used with the I-series and the Z-series. The large marking surfaces do not only permit long character strings but also multi-line text. WS markers are ideal for labels with long, customised character strings. Thanks to the proven MultiCard format, printing with PrintJet CONNECT oder/or Plotter is possible.

- Can be fitted in strips or individually
- Markers in proven MultiCard format

For custom printing: Please send us a file of our labeling software M-Print PRO or M-Print PRO Online (without installation) for your labeling specifications.

General ordering data

| | | |
|------------|----------------------------|---|
| Type | WS 12/6.5 MC NE WS | Version |
| Order No. | 1609920000 | WS, Terminal marker, 12 x 6.5 mm, Pitch in mm (P): 6.50 |
| GTIN (EAN) | 4008190203511 | Weidmueller, Allen-Bradley, white |
| Qty. | 540 pc(s). | |

WSI 6/2/LD 60-150V LLC

Weidmüller Interface GmbH & Co. KG

Klingenbergstraße 26

D-32758 Detmold

Germany

www.weidmueller.com

Accessories

ZGB pivotable group tag holder



The ZGB 15 is a hinged group tag carrier. The tag carrier can hold the dekafix 5, WS 12/5 terminal markers or the inlay tag ESO 15.

The ZGB 30 is a hinged group tag carrier. The tag carrier can hold the dekafix 5, WS 12/5 terminal markers or the inlay tag ESO 7.

Inlay tags and protective strips can be found under "Accessories".

General ordering data

| | | |
|------------|----------------------------|---|
| Type | ZGB 15 | Version |
| Order No. | 1636530000 | Terminal markers, Terminal marker, 15 x 7 mm, Pitch in mm (P): 5.00 |
| GTIN (EAN) | 4008190297053 | Weidmueller, white |
| Qty. | 20 pc(s). | |
| Type | ZGB 30 | Version |
| Order No. | 1611930000 | Terminal markers, Terminal marker, 32 x 7 mm, Pitch in mm (P): 5.00 |
| GTIN (EAN) | 4008190002251 | Weidmueller, white |
| Qty. | 20 pc(s). | |

Blank



The Dekafix (DEK) marker is the universal marker for all conductor and plug-in connectors as well as for electronic sub-assemblies. The system is ideal for short number sequences and covers a wide range of ready-printed markers.

Strips for fast installation in only one work step. The printing is easy to read, rich in contrast and available in various widths.

- Large range of ready-to-use markers
- Strips for fast installation
- Terminal markers, suitable for all Weidmüller cable connectors
- Available as blank MultiCard or with standard printing

For custom printing: Please send us a file of our labeling software M-Print PRO or M-Print PRO Online (without installation) for your labeling specifications.

General ordering data

| | | |
|------------|----------------------------|---|
| Type | DEK 5/8 MC NE WS | Version |
| Order No. | 1856740000 | Dekafix, Terminal marker, 5 x 8 mm, Pitch in mm (P): 8.00 |
| GTIN (EAN) | 4032248400850 | Weidmueller, white |
| Qty. | 800 pc(s). | |

WSI 6/2/LD 60-150V LLC

Weidmüller Interface GmbH & Co. KG

Klingenbergstraße 26

D-32758 Detmold

Germany

www.weidmueller.com

Accessories

Slotted screwdriver



Slotted screwdriver with rounded blade SD DIN 5265, ISO 2380/2, output to DIN 5264, ISO 2380/1. ChromTop tip, SoftFinish grip

General ordering data

| | | |
|------------|----------------------------|--------------------------|
| Type | SDS 0.8X4.0X100 | Version |
| Order No. | 9008340000 | Screwdriver, Screwdriver |
| GTIN (EAN) | 4032248056293 | |
| Qty. | 1 pc(s). | |

Blank



WS markers are the perfect match for the W-series connectors. Thanks to their system compatibility, the WS tags can also be used with the I-series and the Z-series. The large marking surfaces do not only permit long character strings but also multi-line text. WS markers are ideal for labels with long, customised character strings. Thanks to the proven MultiCard format, printing with PrintJet CONNECT oder/or Plotter is possible.

- Can be fitted in strips or individually
- Markers in proven MultiCard format

For custom printing: Please send us a file of our labeling software M-Print PRO or M-Print PRO Online (without installation) for your labeling specifications.

General ordering data

| | | |
|------------|----------------------------|--|
| Type | WS 12/5 MC NE WS | Version |
| Order No. | 1609860000 | WS, Terminal marker, 12 x 5 mm, Pitch in mm (P): 5.00 Weidmueller, |
| GTIN (EAN) | 4008190203481 | Allen-Bradley, white |
| Qty. | 720 pc(s). | |

WSI 6/2/LD 60-150V LLC

Weidmüller Interface GmbH & Co. KG

Klingenbergstraße 26

D-32758 Detmold

Germany

www.weidmueller.com

Accessories

W-Series



Weidmüller's range of products includes end brackets that guarantee a permanent, reliable mounting on the terminal rail and prevent sliding. Versions with and without screws are available. The end brackets include marking options, also for group markers, and also a test plug holder.

General ordering data

| | | |
|------------|----------------------------|--|
| Type | WEW 35/2 | Version |
| Order No. | 1061200000 | End bracket, Wemid, dark beige, Rail: TS 35, when screwed in |
| GTIN (EAN) | 4008190030230 | |
| Qty. | 50 pc(s). | |

WS 12/5



WS/ DEK

MultiMark terminal markers use an innovative composite material made from two components. The hard base contour of the marker snaps securely into the connector. The elastic surface finish makes the marker easy to mount. This specially punched material enables the strips to be stretched to accommodate the slight variations in spacing that tend to add up, especially with long terminal blocks. Another advantage: the excellent printability of the surface material guarantees durable and wear-resistant labelling. A print resolution of 300 dpi also produces a very legible script.

Your benefits with MultiMark

- Firm hold and durable printing
- Continuous strips save installation time
- Easy mounting thanks to an innovative composite material
- Large label field for optimal legibility
- High flexibility thanks to manufacturer independence

General ordering data

| | | |
|------------|----------------------------|--|
| Type | WS 12/5 MM WS | Version |
| Order No. | 2007190000 | WS, Terminal marker, 12 x 5 mm, Weidmueller, white |
| GTIN (EAN) | 4050118392036 | |
| Qty. | 800 pc(s). | |

WSI 6/2/LD 60-150V LLC

Weidmüller Interface GmbH & Co. KG

Klingenbergstraße 26

D-32758 Detmold

Germany

www.weidmueller.com

Accessories

WS 12/6.5



WS/ DEK

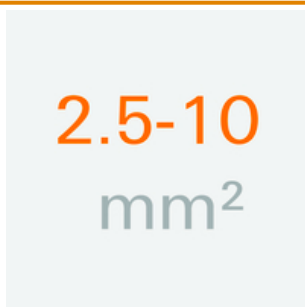
MultiMark terminal markers use an innovative composite material made from two components. The hard base contour of the marker snaps securely into the connector. The elastic surface finish makes the marker easy to mount. This specially punched material enables the strips to be stretched to accommodate the slight variations in spacing that tend to add up, especially with long terminal blocks. Another advantage: the excellent printability of the surface material guarantees durable and wear-resistant labelling. A print resolution of 300 dpi also produces a very legible script.

Your benefits with MultiMark

- Firm hold and durable printing
- Continuous strips save installation time
- Easy mounting thanks to an innovative composite material
- Large label field for optimal legibility
- High flexibility thanks to manufacturer independence

General ordering data

| | | |
|------------|----------------------------|--|
| Type | WS 12/6.5 MM WS | Version |
| Order No. | 2619930000 | WS, Terminal marker, 12 x 6.5 mm, Weidmueller, white |
| GTIN (EAN) | 4050118626155 | |
| Qty. | 600 pc(s). | |

2.5-10 mm²

End plates are fitted to the open side of the last modular terminal before the end bracket. The use of an end plate ensures the function of the modular terminal and the specified rated voltage. It guarantees protection against contact with live parts and makes the final terminal finger-proof.

General ordering data

| | | |
|------------|----------------------------|--|
| Type | WAP 2.5-10 | Version |
| Order No. | 1050000000 | End plate (terminals), 56 mm x 1.5 mm, dark beige |
| GTIN (EAN) | 4008190103149 | |
| Qty. | 50 pc(s). | |
| Type | WAP 16+35 WTW 2.5-10 | Version |
| Order No. | 1050100000 | End and partition plate for terminals, End plate, 56 mm x 1.5 mm, dark beige |
| GTIN (EAN) | 4008190079901 | |
| Qty. | 20 pc(s). | |

WSI 6/2/LD 60-150V LLC

Weidmüller Interface GmbH & Co. KG

Klingenbergstraße 26

D-32758 Detmold

Germany

www.weidmueller.com

Accessories

Z-Series



Weidmüller's range of products includes end brackets that guarantee a permanent, reliable mounting on the terminal rail and prevent sliding. Versions with and without screws are available. The end brackets include marking options, also for group markers, and also a test plug holder.

General ordering data

| | | |
|------------|----------------------------|---------------------------------|
| Type | ZST 1 | Version |
| Order No. | 1269070000 | Accessories, Accessories holder |
| GTIN (EAN) | 4050118094091 | |
| Qty. | 25 pc(s). | |

DEK 5/8



WS/ DEK

MultiMark terminal markers use an innovative composite material made from two components. The hard base contour of the marker snaps securely into the connector. The elastic surface finish makes the marker easy to mount. This specially punched material enables the strips to be stretched to accommodate the slight variations in spacing that tend to add up, especially with long terminal blocks. Another advantage: the excellent printability of the surface material guarantees durable and wear-resistant labelling. A print resolution of 300 dpi also produces a very legible script.

Your benefits with MultiMark

- Firm hold and durable printing
- Continuous strips save installation time
- Easy mounting thanks to an innovative composite material
- Large label field for optimal legibility
- High flexibility thanks to manufacturer independence

General ordering data

| | | |
|------------|----------------------------|--|
| Type | DEK 5/8 MM WS | Version |
| Order No. | 2007130000 | Dekafix, Terminal marker, 5 x 8 mm, Weidmueller, white |
| GTIN (EAN) | 4050118392012 | |
| Qty. | 500 pc(s). | |