


VSSC6 RS485 DP**Weidmüller Interface GmbH & Co. KG**

Klingenbergstraße 26

D-32758 Detmold

Germany

www.weidmueller.com

Similar to illustration

Data surge protection

- for RS 422 and RS 485 signal
- suitable as transient surge protection for fast data signals

General ordering data

Version	Surge protection for instrumentation and control, Surge protection for measurement and control, $U_P(L/N-PE) \leq 100 \text{ V}$
Order No.	1065010000
Type	VSSC6 RS485 DP
GTIN (EAN)	4032248830244
Qty.	10 pc(s).

VSSC6 RS485 DP

Weidmüller Interface GmbH & Co. KG

Klingenbergstraße 26

D-32758 Detmold

Germany

www.weidmueller.com

Technical data

Dimensions and weights

Depth	81 mm	Depth (inches)	3.189 inch
Height	88.5 mm	Height (inches)	3.484 inch
Width	6.2 mm	Width (inches)	0.244 inch
Net weight	42 g		

Temperatures

Storage temperature	-40 °C...80 °C	Operating temperature	-40 °C...70
Humidity	5...96 %		

Probability of failure

SIL in compliance with IEC 61508	3	MTTF	1,903 a
SFF	94.58 %	λges	60
PFH in 1·10 ⁻⁹ per hour	3.25		

Rated data UL

Certificate No. (UL)	E311081	UL certificate	UL Zertifikat
----------------------	---------	----------------	---------------

CSA protection data

Gas group C	IIB	Gas group D	IIA
Gas groups A, B	IIC	Input current, max. I _I	500 mA
Input voltage, max. U _i	15 V	Internal capacity, max. C _I	7 nF
Internal inductance, max. L _I	0 μH		

General data

Colour	black	Design	Terminal
Isolating function	No	Optical function display	No
Protection degree	IP20	Rail	TS 35
Segment	Measurement - Monitoring - Setting	UL 94 flammability rating	V-0
Version	Surge protection for mea- surement and control		

Insulation coordination acc. to EN 50178

Pollution severity	2	Surge voltage category	III
--------------------	---	------------------------	-----

VSSC6 RS485 DP

Weidmüller Interface GmbH & Co. KG

Klingenbergstraße 26

D-32758 Detmold

Germany

www.weidmueller.com

Technical data

Rated data IEC / EN

Discharge current I_{\max} (8/20 μ s) wire-PE

10 kA

Discharge current I_n (8/20 μ s) wire-PE

2.5 kA

Discharge current, max. (8/20 μ s)

20 kA

Lightning test current I_{imp} (10/350 μ s)

0.5 kA

Max. continuous voltage, U_c (DC)

15 V

Overload - failure mode

Modus 2

Pulse-reset capacity

 ≤ 15 ms

Rated voltage (DC)

12 V

Signal transmission properties (-3 dB)

113.6 MHz

Surge current-carrying capacity C2

2.5 kA 8/20 μ s 5 kV
1.2/50 μ s

Surge current-carrying capacity D1

0.5 kA 10/350 μ s

Volume resistance

1.8 Ω 10 %Discharge current I_{\max} (8/20 μ s) wire-wire

10 kA

Discharge current I_n (8/20 μ s) wire-wire

2.5 kA

Insertion loss

113.7 MHz

Lightning test current, I_{imp} (10/350 μ s)

Wire-PE

0.5 kA

Number of poles

1

Protection level U_p (typ.) ≤ 100 VRated current I_N

500 mA

Requirements category acc. to IEC

61643-21

C2, C3, D1

Standards

IEC 61643-21

Surge current-carrying capacity C3

10 A 10/1000 μ s

Voltage type

AC

Further details of approvals

GOST certificate

GOST-Zertifikat

Connection data

Stripping length

10 mm

Tightening torque, min.

0.5 Nm

Clamping range, min.

0.5 mm²

Wire cross-section, solid, min.

0.5 mm²Conductor cross-section, flexible, AEH
(DIN 46228-1), min.0.5 mm²

Connection cross-section, stranded, min.

0.5 mm²

Type of connection

Screw connection

Tightening torque, max.

0.8 Nm

Clamping range, max.

4 mm²

Wire cross-section, solid, max.

6 mm²Conductor cross-section, flexible, AEH
(DIN 46228-1), max.4 mm²Connection cross-section, stranded,
max.4 mm²

Ratings IECEx/ATEX/cUL

cUL certificate

cUL Certificate

Classifications

ETIM 6.0

EC000943

ETIM 8.0

EC000943

ECLASS 9.0

27-13-08-07

ECLASS 10.0

27-13-08-07

ECLASS 12.0

27-17-90-90

ETIM 7.0

EC000943

ETIM 9.0

EC000943

ECLASS 9.1

27-13-08-07

ECLASS 11.0

27-13-08-07

ECLASS 13.0

27-17-90-90

VSSC6 RS485 DP

Weidmüller Interface GmbH & Co. KG

Klingenbergstraße 26

D-32758 Detmold

Germany

www.weidmueller.com

Technical data

Tender specification sheets

Long specification

Surge protection in a one piece, 6.2 mm wide DIN rail module for a RS 422 / RS 485 Profibus DP signal circuit with 12 V DC, 2-wire technology. A RS 422 / RS 485 data signal with max. 0.6A can be protected here. When the terminal is fitted, a simultaneous electrically conducting contact is made between the mounting rail (earth) and the reference potential (ground) of the protection circuit in the terminal. Optical identification of the terminal based on the type of protected switching and the voltage level. The terminal can be labelled or marked.

Short specification

Surge protection in a one piece, 6.2 mm wide DIN rail module for a RS 422 / RS 485 Profibus signal circuit with 2-wire technology. Version: 12V DC

Environmental Product Compliance

REACH SVHC

Lead 7439-92-1

SCIP

71e97bb7-979f-4330-94c0-20c629bb05e3

Important note

Product information

Mode 2: State where the voltage-limiting part of the SPD was short-circuited due to a very low impedance within the SPD. The line is inoperable, but the measuring equipment is still protected by means of a short-circuit.

Approvals

Approvals



ROHS

Conform

UL File Number Search

UL Website

Certificate No. (UL)

E311081

Downloads

Approval/Certificate/Document of Conformity

[SIL Paper](#)[EU Konformitätserklärung / EU Declaration of Conformity](#)

Engineering Data

[CAD data – STEP](#)

User Documentation

[Beipackzettel / Instruction sheet](#)

Catalogues

[Catalogues in PDF-format](#)


Brochures

VSSC6 RS485 DP**Weidmüller Interface GmbH & Co. KG**

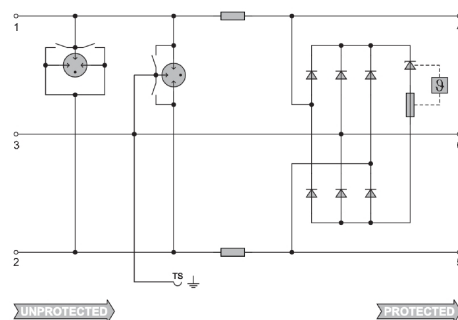
Klingenbergstraße 26

D-32758 Detmold

Germany

www.weidmueller.com**Drawings**

Similar to illustration



Circuit diagram



VSSC6 RS485 DP

Weidmüller Interface GmbH & Co. KG

Klingenbergstraße 26

D-32758 Detmold

Germany

www.weidmueller.com

Accessories

Blank



The Dekafix (DEK) marker is the universal marker for all conductor and plug-in connectors as well as for electronic sub-assemblies. The system is ideal for short number sequences and covers a wide range of ready-printed markers.

Strips for fast installation in only one work step. The printing is easy to read, rich in contrast and available in various widths.

- Large range of ready-to-use markers
- Strips for fast installation
- Terminal markers, suitable for all Weidmüller cable connectors
- Available as blank MultiCard or with standard printing

For custom printing: Please send us a file of our labeling software M-Print PRO or M-Print PRO Online (without installation) for your labeling specifications.

General ordering data

Type	DEK 5/5 MC NE WS	Version
Order No.	1609801044	Dekafix, Terminal marker, 5 x 5 mm, Pitch in mm (P): 5.00
GTIN (EAN)	4008190397111	Weidmueller, white
Qty.	1,000 pc(s).	

Accessories (end plates)

End plates (AP) for the VSSC product series in light blue and black



General ordering data

Type	AP VSSC6	Version
Order No.	1063110000	VSSC, End plate
GTIN (EAN)	4032248947553	
Qty.	50 pc(s).	

VSSC6 RS485 DP**Weidmüller Interface GmbH & Co. KG**

Klingenbergstraße 26

D-32758 Detmold

Germany

www.weidmueller.com**Accessories****SnapMark**

SnapMark - this tag carrier has been developed specifically for the I-series double-level terminal IDK 1.5N. The flexible pivot mechanism allows cross-connections to be easily installed or removed. It can hold four DEK 5 labelling tags or two WS 10/5 Middle connector markers.

General ordering data

Type	SNAPMARK I	Version
Order No.	1805880000	Group markers, Terminal marker, 23 x 5 mm, Pitch in mm (P): 5.00
GTIN (EAN)	4032248273614	Weidmueller, white
Qty.	50 pc(s).	