

**SAIL-M12WM12W-PB-10D****Weidmüller Interface GmbH & Co. KG**

Klingenbergstraße 26

D-32758 Detmold

Germany

[www.weidmueller.com](http://www.weidmueller.com)

The most reliable way of achieving connections between two I/O slaves or between the control and one I/O subscriber is by way of pre-assembled cables. The line of cables covers PROFIBUS, CANopen, DeviceNet™, EtherCAT and Ethernet.

**General ordering data**

Version	Bus line, Connecting line, M12 / M12, Number of poles: 2, 10 m, pin, 90&deg; - socket 90&deg;, Shielded: Yes, LED: No, Sheath material: PUR, Halogen: No
Order No.	<a href="#">1062331000</a>
Type	SAIL-M12WM12W-PB-10D
GTIN (EAN)	4032248812493
Qty.	1 pc(s).

**SAIL-M12WM12W-PB-10D****Weidmüller Interface GmbH & Co. KG**

Klingenbergstraße 26

D-32758 Detmold

Germany

www.weidmueller.com

**Technical data****Dimensions and weights**

Net weight	762 g
------------	-------

**Technical specifications for cable**

Acceleration	5 m/s <sup>2</sup>	Bending cycles	2 Mio
Bending radius, min., moving	12 x cable diameter	Bending radius, min., stationary	7.5 x cable diameter
Cable length	10 m	Colour coding	red, green
Configurable cable length	No	Core cross-section AWG	AWG 24
Halogen	No	Hybrid cable	No
Insulation	TPE	Irradiation crosslinked	No
Number of poles	2	Outer cladding in accordance with UL AWM style	20236 (80 °C / 30 V)
Outside diameter	7.8 mm ± 0.2 mm	Resistant to welding beads	No
Sheath material	PUR	Sheathing colour	violet
Shielded	Yes	Speed	3 m/s
Suitable for cable carriers	Yes	Temperature range, moving	-20...60 °C
Temperature range, stationary	-40...70 °C	Welding spark resistance	No
Wire cross section (Print/Online)	PUR 0.25 mm <sup>2</sup> / PVC 0.34 mm <sup>2</sup>		

**General technical data**

Coding	B-coded	Connection thread	M12 / M12
Contact material	Ni/Au	Contact surface	Gold-plated
Housing main material	PUR	LED	No
Plugging cycles	≥ 100	Pollution severity	3
Protection degree	IP67	Rated current	4 A
Rated voltage	250 V	Temperature range of housing	-25...+80 °C
Threaded ring material	Brass, nickel-plated	Tightening torque	M12: 0.8 - 1.2 Nm
Version	pin, 90°; - socket 90°;	jumpered	No

**Electrical properties**

Rated voltage	250 V
---------------	-------

**General standards**

Certificate no. (cULus)	E307231
-------------------------	---------

**Plug, left**

Plug left	M12, B-coded, IP67, male contact, angled 90°, Plastic, shielded
-----------	---

**Plug, right**

Plug right	M12, B-coded, IP67, female contact, angled 90°, Plastic, shielded
------------	---

**SAIL-M12WM12W-PB-10D****Weidmüller Interface GmbH & Co. KG**

Klingenbergstraße 26

D-32758 Detmold

Germany

[www.weidmueller.com](http://www.weidmueller.com)**Technical data****Classifications**

ETIM 6.0	EC002599	ETIM 7.0	EC002599
ETIM 8.0	EC002599	ETIM 9.0	EC002599
ECLASS 9.0	27-06-03-08	ECLASS 9.1	27-06-03-08
ECLASS 10.0	27-06-03-08	ECLASS 11.0	27-06-03-08
ECLASS 12.0	27-06-03-08	ECLASS 13.0	27-06-03-08

**Environmental Product Compliance**

REACH SVHC	Lead 7439-92-1
SCIP	1c533b66-fcff-4da5-b89f-fd55fbf5cb55

**Approvals**

Approvals



ROHS	Conform
UL File Number Search	UL Website
Certificate no. (cULus)	E307231

**Downloads**

Catalogues	<a href="#">Catalogues in PDF-format</a>
Brochures	<a href="#">FL FIELDWIRING EN</a>

## SAIL-M12WM12W-PB-10D

**Weidmüller Interface GmbH & Co. KG**  
 Klingenbergstraße 26  
 D-32758 Detmold  
 Germany

[www.weidmueller.com](http://www.weidmueller.com)

## Drawings

## Dimensioned drawing



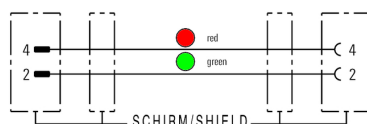
Male, angled

## Pole scheme

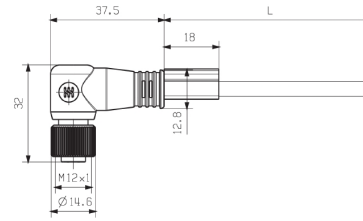


Pin

## Wiring diagram




## Dimensioned drawing



Socket angled

## Pole scheme



Socket

## The ideal tool: Screwty® with torque function



Light, securely screwed-in round plug-in connectors. Screwty set DM / VPE: 1 / Order No.: 1920000000 Adapters: M12, M12 F, M8, M8 F