

SAIL-M12WM12W-CD-1.5B**Weidmüller Interface GmbH & Co. KG**

Klingenbergstraße 26

D-32758 Detmold

Germany

www.weidmueller.com

The most reliable way of achieving connections between two I/O slaves or between the control and one I/O subscriber is by way of pre-assembled cables. The line of cables covers PROFIBUS, CANopen, DeviceNet™, EtherCAT and Ethernet.

General ordering data

Version	Bus line, Connecting line, M12 / M12, Number of poles: 5, 1.5 m, pin, 90° - socket 90°, Shielded: Yes, LED: No, Sheath material: PVC, Halogen: Yes
Order No.	1062210150
Type	SAIL-M12WM12W-CD-1.5B
GTIN (EAN)	4032248812110
Qty.	1 pc(s).

SAIL-M12WM12W-CD-1.5B**Weidmüller Interface GmbH & Co. KG**

Klingenbergstraße 26

D-32758 Detmold

Germany

www.weidmueller.com

Technical data**Dimensions and weights**

Net weight	125 g
------------	-------

Technical specifications for cable

Acceleration	5 m/s ²	Bending cycles	3 Mio
Bending radius, min., moving	10 x cable diameter	Bending radius, min., stationary	5 x cable diameter
Cable length	1.5 m	Colour coding	white, blue, red, black
Configurable cable length	No	Halogen	Yes
Hybrid cable	No	Insulation	PVC
Irradiation crosslinked	No	Number of poles	5
Outer cladding in accordance with UL AWM style	2571 (80 °C)	Outside diameter	7 mm ± 0.3 mm
Resistant to welding beads	No	Sheath material	PVC
Sheathing colour	violet	Shielded	Yes
Speed	180 m/s	Suitable for cable carriers	No
Temperature range, moving	-10...80 °C	Temperature range, stationary	-40...80 °C
Welding spark resistance	No	Wire cross section (Print/Online)	2 x 0.34 mm ² + 2 x 0.22 mm ²

General technical data

Coding	A-coded	Connection thread	M12 / M12
Contact material	Ni/Au	Contact surface	Gold-plated
Housing main material	PUR	LED	No
Plugging cycles	≥ 100	Pollution severity	3
Protection degree	IP67	Rated current	4 A
Rated voltage	125 V	Temperature range of housing	-25...+80 °C
Threaded ring material	Brass, nickel-plated	Tightening torque	M12: 0.8 - 1.2 Nm
Version	pin, 90° - socket 90°	jumpered	No

Electrical properties

Rated voltage	125 V
---------------	-------

General standards

Certificate no. (cULus)	E307231
-------------------------	---------

Plug, left

Plug left	M12, A-coded, IP67, male contact, angled 90°, Plastic, shielded
-----------	---

Plug, right

Plug right	M12, A-coded, IP67, female contact, straight, Plastic, shielded
------------	---

SAIL-M12WM12W-CD-1.5B**Weidmüller Interface GmbH & Co. KG**

Klingenbergstraße 26

D-32758 Detmold

Germany

www.weidmueller.com**Technical data****Classifications**

ETIM 6.0	EC002599	ETIM 7.0	EC002599
ETIM 8.0	EC002599	ETIM 9.0	EC002599
ECLASS 9.0	27-06-03-08	ECLASS 9.1	27-06-03-08
ECLASS 10.0	27-06-03-08	ECLASS 11.0	27-06-03-08
ECLASS 12.0	27-06-03-08	ECLASS 13.0	27-06-03-08

Environmental Product Compliance

REACH SVHC	Lead 7439-92-1
SCIP	1c533b66-fcff-4da5-b89f-fd55fbf5cb55

Approvals

Approvals



ROHS	Conform
UL File Number Search	UL Website
Certificate no. (cULus)	E307231

Downloads

Product Change Notification	20221115 Technical change to CANopenDeviceNet cord sets and cables 20221115 Technische Änderung zu CANopenDeviceNet Leitungen
Catalogues	Catalogues in PDF-format
Brochures	FL FIELDWIRING EN FL FIELDWIRING EN

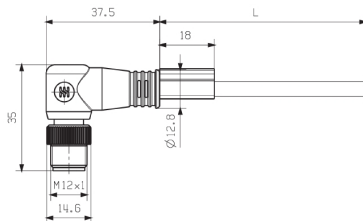
SAIL-M12WM12W-CD-1.5B

Weidmüller Interface GmbH & Co. KG
Klingenbergstraße 26
D-32758 Detmold
Germany

www.weidmueller.com

Drawings

Dimensioned drawing

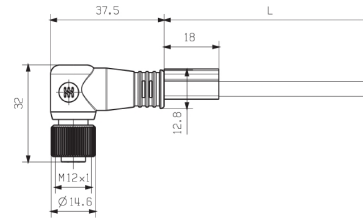


Male, angled

Pole scheme



Dimensioned drawing

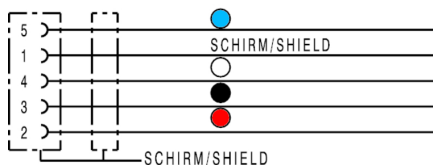


Socket angled

Pole scheme



Wiring diagram



The ideal tool: Screwty® with torque function



Light, securely screwed-in round plug-in connectors. Screwty set DM / VPE: 1 / Order No.: 1920000000 Adapters: M12, M12 F, M8, M8 F