

**WDU 10/ZR BL****Weidmüller Interface GmbH & Co. KG**

Klingenbergstraße 26

D-32758 Detmold

Germany

[www.weidmueller.com](http://www.weidmueller.com)**Product image**

To feed through power, signal, and data is the classical requirement in electrical engineering and panel building. The insulating material, the connection system and the design of the terminal blocks are the differentiating features. A feed-through terminal block is suitable for joining and/or connecting one or more conductors. They could have one or more connection levels that are on the same potential or insulated against one another.

**General ordering data**

Version	Feed-through terminal block, Screw connection, 10 mm <sup>2</sup> , 800 V, 57 A, Number of connections: 2
Order No.	<a href="#">1042480000</a>
Type	WDU 10/ZR BL
GTIN (EAN)	4032248285662
Qty.	50 pc(s).

## WDU 10/ZR BL

Weidmüller Interface GmbH &amp; Co. KG

Klingenbergstraße 26

D-32758 Detmold

Germany

www.weidmueller.com

## Technical data

## Dimensions and weights

Depth	49 mm	Depth (inches)	1.929 inch
Depth including DIN rail	49.5 mm	Height	70 mm
Height (inches)	2.756 inch	Width	9.9 mm
Width (inches)	0.39 inch	Net weight	22.394 g

## Temperatures

Storage temperature	-25 °C...55 °C	Continuous operating temp., min.	-50 °C
Continuous operating temp., max.	120 °C		

## Material data

Material	Wemid	Colour	blue
UL 94 flammability rating	V-0		

## System specifications

Version	Screw connection, Additional connection, for screwable cross-connection, in closed state	End cover plate required	No
Number of potentials	1	Number of levels	1
Number of clamping points per level	3	Number of potentials per tier	1
Levels cross-connected internally	No	PE connection	No
Rail	TS 35	N-function	Yes
PE function	No	PEN function	No

## 2 clampable conductors (H05V/H07V) with equal cross-section (rated connection)

Cross-section for connected wire, solid, two clampable wires, max.	6 mm <sup>2</sup>	Cross-section for connected wire, solid, two clampable wires, min.	0.5 mm <sup>2</sup>
Wire connection cross section, finely stranded with wire-end ferrules DIN 46228/1, 2 clampable wires, max.	6 mm <sup>2</sup>	Wire connection cross section, finely stranded with wire-end ferrules DIN 46228/1, 2 clampable wires, min.	1 mm <sup>2</sup>
Wire connection cross section, finely stranded, two clampable wires, min.	1 mm <sup>2</sup>	Wire cross-section, finely stranded, two clampable wires, max.	6 mm <sup>2</sup>

## Additional technical data

Explosion-tested version	No	Number of similar terminals	1
Open sides	closed	Type of mounting	Snap-on

## CSA rating data

Certificate No. (CSA)	200039-1057876	Current size C (CSA)	65 A
Voltage size C (CSA)	600 V	Wire cross section max. (CSA)	6 AWG
Wire cross section min. (CSA)	16 AWG		

**WDU 10/ZR BL****Weidmüller Interface GmbH & Co. KG**

Klingenbergstraße 26

D-32758 Detmold

Germany

www.weidmueller.com

**Technical data****Conductors for clamping (additional connection)**

Blade size, additional connection	0.6 x 3.5 mm	Clamping range, further connection, max.	6 mm <sup>2</sup>
Clamping range, further connection, min.	0.21 mm <sup>2</sup>	Conductor cross-section, flexible plus plastic collar DIN 46228/1, further connection, max.	4 mm <sup>2</sup>
Conductor cross-section, flexible plus plastic collar DIN 46228/1, further connection, min.	0.5 mm <sup>2</sup>	Conductor cross-section, flexible, further connection, min.	0.5 mm <sup>2</sup>
Connection direction	on side	Connection type, additional connection	Screw connection
Cross-section for connected wire, AWG, additional connection, max.	AWG 10	Cross-section for connected wire, AWG, additional connection, min.	AWG 26
Cross-section for connected wire, flexible, further connection, max.	4 mm <sup>2</sup>	Cross-section for connected wire, multi-core, further connection, max.	4 mm <sup>2</sup>
Cross-section for connected wire, multi-core, further connection, min.	1.5 mm <sup>2</sup>	Cross-section for connected wire, solid-core, further connection, max.	6 mm <sup>2</sup>
Cross-section for connected wire, solid-core, further connection, min.	0.5 mm <sup>2</sup>	Number of connections, additional connection	1
Rated cross-section, further connection	4 mm <sup>2</sup>	Stripping length, additional connection	10 mm
Terminal screw, additional connection	M 3	Tightening torque, additional connection, max.	1 Nm
Tightening torque, additional connection, min.	0.5 Nm		

**Conductors for clamping (rated connection)**

Blade size	0.6 x 3.5 mm
------------	--------------

## WDU 10/ZR BL

Weidmüller Interface GmbH &amp; Co. KG

Klingenbergstraße 26

D-32758 Detmold

Germany

www.weidmueller.com

## Technical data

Clampable conductor	Connection specification		Screw connection	
	Cross-section for conductor connection	Type	solid, H05(07) V-U	
		min.	1.5 mm <sup>2</sup>	
		max.	16 mm <sup>2</sup>	
		nominal	10 mm <sup>2</sup>	
	wire end ferrule	Stripping length	min.	12 mm
			max.	12 mm
			nominal	12 mm
		Tightening torque	min.	1.2 Nm
			max.	1.9 Nm
		Recommended wire-end ferrule		
	Connection specification		Screw connection	
	Cross-section for conductor connection	Type	stranded, H07V-R	
		min.	1.5 mm <sup>2</sup>	
		max.	16 mm <sup>2</sup>	
		nominal	10 mm <sup>2</sup>	
	wire end ferrule	Stripping length	min.	12 mm
			max.	12 mm
			nominal	12 mm
		Tightening torque	min.	1.2 Nm
			max.	1.9 Nm
		Recommended wire-end ferrule		
	Connection specification		Screw connection	
	Cross-section for conductor connection	Type	flexible, H05(07) V-K	
		min.	1.5 mm <sup>2</sup>	
		max.	16 mm <sup>2</sup>	
		nominal	10 mm <sup>2</sup>	
wire end ferrule	Stripping length	min.	12 mm	
		max.	12 mm	
		nominal	12 mm	
	Tightening torque	min.	1.2 Nm	
		max.	1.9 Nm	
	Recommended wire-end ferrule			
Clamping range, max.		16 mm <sup>2</sup>		
Clamping range, min.		1.31 mm <sup>2</sup>		
Clamping screw		M 4		
Connection cross-section, stranded, max.		16 mm <sup>2</sup>		
Connection cross-section, stranded, min.		1.5 mm <sup>2</sup>		
Connection direction		on side		
Gauge to IEC 60947-1		B6, A4		
Number of connections		2		
Stripping length		12 mm		
Tightening torque, max.		1.9 Nm		
Tightening torque, min.		1.2 Nm		
Torque level with DMS electric screw-driver		4		
Twin wire-end ferrules, max.		6 mm <sup>2</sup>		
Twin wire-end ferrules, min.		1.5 mm <sup>2</sup>		
Type of connection		Screw connection		
Wire connection cross section AWG, max.		AWG 6		
Wire connection cross section AWG, min.		AWG 16		
Wire connection cross section, finely stranded, max.		16 mm <sup>2</sup>		

Creation date May 23, 2024 6:17:40 AM CEST

## WDU 10/ZR BL

Weidmüller Interface GmbH &amp; Co. KG

Klingenbergstraße 26

D-32758 Detmold

Germany

www.weidmueller.com

## Technical data

Wire connection cross section, finely stranded, min.	1.5 mm <sup>2</sup>
Wire connection cross-section, finely stranded with wire-end ferrules DIN 46228/1, max.	16 mm <sup>2</sup>
Wire connection cross-section, finely stranded with wire-end ferrules DIN 46228/1, min.	1.5 mm <sup>2</sup>
Wire connection cross-section, finely stranded with wire-end ferrules DIN 46228/4, max.	16 mm <sup>2</sup>
Wire connection cross-section, finely stranded with wire-end ferrules DIN 46228/4, min.	1.5 mm <sup>2</sup>
Wire connection cross-section, solid core, max.	16 mm <sup>2</sup>
Wire connection cross-section, solid core, min.	1.5 mm <sup>2</sup>

## Dimensions

TS 35 offset	32 mm
--------------	-------

## General

Rail	TS 35	Standards	IEC 60947-7-1
Wire connection cross section AWG, max.	AWG 6	Wire connection cross section AWG, min.	AWG 16

## Rating data

Rated cross-section	10 mm <sup>2</sup>	Rated voltage	800 V
Rated DC voltage	800 V	Rated current	57 A
Current at maximum wires	76 A	Standards	IEC 60947-7-1
Volume resistance according to IEC 60947-7-x	0.56 mΩ	Rated impulse withstand voltage	8 kV
Power loss in accordance with IEC 60947-7-x	1.82 W	Pollution severity	3
Surge voltage category	III		

## UL rating data

Certificate No. (UR)	E60693	Conductor size Factory wiring max. (UR)	6 AWG
Conductor size Factory wiring min. (UR)	16 AWG	Conductor size Field wiring max. (UR)	6 AWG
Conductor size Field wiring min. (UR)	16 AWG	Current size C (UR)	65 A
Voltage size C (UR)	600 V		

## Classifications

ETIM 6.0	EC000897	ETIM 7.0	EC000897
ETIM 8.0	EC000897	ETIM 9.0	EC000897
ECLASS 9.0	27-14-11-20	ECLASS 9.1	27-14-11-20
ECLASS 10.0	27-14-11-20	ECLASS 11.0	27-14-11-20
ECLASS 12.0	27-14-11-20	ECLASS 13.0	27-25-01-01

## WDU 10/ZR BL

Weidmüller Interface GmbH &amp; Co. KG

Klingenbergstraße 26

D-32758 Detmold

Germany

[www.weidmueller.com](http://www.weidmueller.com)

## Technical data

## Approvals

Approvals



ROHS	Conform
UL File Number Search	UL Website
Certificate No. (UR)	E60693

## Downloads


Approval/Certificate/Document of Conformity	<a href="#">CE Declaration of Conformity</a> <a href="#">UKCA declaration of conformity</a> <a href="#">Confirmation of Standards EN 45545-2_2020-10</a>
Engineering Data	<a href="#">CAD data – STEP</a>
Engineering Data	<a href="#">Zuken E3.S</a>
User Documentation	<a href="#">StorageConditionsTerminalBlocks</a>
Catalogues	<a href="#">Catalogues in PDF-format</a>
Brochures	

### WDU 10/ZR BL

**Weidmüller Interface GmbH & Co. KG**  
Klingenbergstraße 26  
D-32758 Detmold  
Germany

[www.weidmueller.com](http://www.weidmueller.com)

## Drawings



## WDU 10/ZR BL

Weidmüller Interface GmbH &amp; Co. KG

Klingenbergstraße 26

D-32758 Detmold

Germany

www.weidmueller.com

## Accessories

## Marker holder



The marker holder offer the possibility of additional mounting of standard markers with a pitch of 5 or 5.1 mm. The angled holders can be optionally snapped together and could be mounted in all standard marking channels of the Klippon® Connect modular terminal blocks. Fitting marker types could be found under the respective accessories of the designation marking holder.

## General ordering data

Type	BZT 1 ZA WS 10/5	Version
Order No.	<a href="#">1805520000</a>	Accessories, Marker holder
GTIN (EAN)	4032248270248	
Qty.	100 pc(s).	
Type	BZT 1 WS 10/5	Version
Order No.	<a href="#">1805490000</a>	Accessories, Marker holder
GTIN (EAN)	4032248270231	
Qty.	100 pc(s).	

## W-Series



Weidmüller's range of products includes end brackets that guarantee a permanent, reliable mounting on the terminal rail and prevent sliding. Versions with and without screws are available. The end brackets include marking options, also for group markers, and also a test plug holder.

## General ordering data

Type	WEW 35/2	Version
Order No.	<a href="#">1061200000</a>	End bracket, Wemid, dark beige, Rail: TS 35, when screwed in
GTIN (EAN)	4008190030230	
Qty.	50 pc(s).	



## WDU 10/ZR BL

Weidmüller Interface GmbH &amp; Co. KG

Klingenbergstraße 26

D-32758 Detmold

Germany

www.weidmueller.com

## Accessories

## Blank



The Dekafix (DEK) marker is the universal marker for all conductor and plug-in connectors as well as for electronic sub-assemblies. The system is ideal for short number sequences and covers a wide range of ready-printed markers.

Strips for fast installation in only one work step. The printing is easy to read, rich in contrast and available in various widths.

- Large range of ready-to-use markers
- Strips for fast installation
- Terminal markers, suitable for all Weidmüller cable connectors
- Available as blank MultiCard or with standard printing

**For custom printing:** Please send us a file of our labeling software M-Print PRO or M-Print PRO Online (without installation) for your labeling specifications.

## General ordering data

Type	DEK 5/5 MC NE WS	Version
Order No.	<a href="#">1609801044</a>	Dekafix, Terminal marker, 5 x 5 mm, Pitch in mm (P): 5.00
GTIN (EAN)	4008190397111	Weidmueller, white
Qty.	1,000 pc(s).	

## Blank



WS markers are the perfect match for the W-series connectors. Thanks to their system compatibility, the WS tags can also be used with the I-series and the Z-series. The large marking surfaces do not only permit long character strings but also multi-line text.

WS markers are ideal for labels with long, customised character strings. Thanks to the proven MultiCard format, printing with PrintJet CONNECT oder/or Plotter is possible.

- Can be fitted in strips or individually
- Markers in proven MultiCard format

**For custom printing:** Please send us a file of our labeling software M-Print PRO or M-Print PRO Online (without installation) for your labeling specifications.

## General ordering data

Type	WS 12/6.5 MC NE WS	Version
Order No.	<a href="#">1609920000</a>	WS, Terminal marker, 12 x 6.5 mm, Pitch in mm (P): 6.50
GTIN (EAN)	4008190203511	Weidmueller, Allen-Bradley, white
Qty.	540 pc(s).	

## WDU 10/ZR BL

Weidmüller Interface GmbH &amp; Co. KG

Klingenbergstraße 26

D-32758 Detmold

Germany

www.weidmueller.com

## Accessories

## Testsockets



Test adapters and test plugs are used for the electrical connection between terminal blocks and the test equipment. In this way, an electrical contact can be established in the wired state and measurements can be done easily.

## General ordering data

Type	STB 8.5/5/2.3/M3 SAK2.5	Version
Order No.	<a href="#">0280600000</a>	Accessories, Socket
GTIN (EAN)	4008190023188	
Qty.	50 pc(s).	
Type	STB 14/D6/4/M3 SAK10	Version
Order No.	<a href="#">0169900000</a>	Accessories, Socket
GTIN (EAN)	4008190076665	
Qty.	50 pc(s).	

## WS 12/6.5



## WS/ DEK

MultiMark terminal markers use an innovative composite material made from two components. The hard base contour of the marker snaps securely into the connector. The elastic surface finish makes the marker easy to mount. This specially punched material enables the strips to be stretched to accommodate the slight variations in spacing that tend to add up, especially with long terminal blocks. Another advantage: the excellent printability of the surface material guarantees durable and wear-resistant labelling. A print resolution of 300 dpi also produces a very legible script.

## Your benefits with MultiMark

- Firm hold and durable printing
- Continuous strips save installation time
- Easy mounting thanks to an innovative composite material
- Large label field for optimal legibility
- High flexibility thanks to manufacturer independence

## General ordering data

Type	WS 12/6.5 MM WS	Version
Order No.	<a href="#">2619930000</a>	WS, Terminal marker, 12 x 6.5 mm, Weidmueller, white
GTIN (EAN)	4050118626155	
Qty.	600 pc(s).	

## WDU 10/ZR BL

Weidmüller Interface GmbH &amp; Co. KG

Klingenbergstraße 26

D-32758 Detmold

Germany

www.weidmueller.com

## Accessories


2.5-10 mm<sup>2</sup>


2.5-10  
mm<sup>2</sup>

End plates are fitted to the open side of the last modular terminal before the end bracket. The use of an end plate ensures the function of the modular terminal and the specified rated voltage. It guarantees protection against contact with live parts and makes the final terminal finger-proof.

## General ordering data

Type	WAP 2.5-10/0.5MM	Version
Order No.	<a href="#">1966380000</a>	End plate (terminals), 54.5 mm x 0.35 mm, dark beige
GTIN (EAN)	4032248688616	
Qty.	50 pc(s).	

10 mm<sup>2</sup>


10  
mm<sup>2</sup>

Screwable cross-connections are easy to mount and de mount. Thanks to the big contact surface, even high currents can be transmitted with maximum contact reliability.

## General ordering data

Type	WQV 10/4	Version
Order No.	<a href="#">1055060000</a>	Cross-connector (terminal), when screwed in, Number of poles: 4,
GTIN (EAN)	4008190188245	Pitch in mm (P): 9.90, Insulated: Yes, 63 A, yellow
Qty.	50 pc(s).	
Type	WQV 10/2	Version
Order No.	<a href="#">1052560000</a>	Cross-connector (terminal), when screwed in, Number of poles: 2,
GTIN (EAN)	4008190154943	Pitch in mm (P): 9.90, Insulated: Yes, 76 A, yellow
Qty.	50 pc(s).	
Type	WQV 10/10	Version
Order No.	<a href="#">1052460000</a>	Cross-connector (terminal), when screwed in, Number of poles: 10,
GTIN (EAN)	4008190152130	Pitch in mm (P): 9.90, Insulated: Yes, 63 A, yellow
Qty.	20 pc(s).	
Type	WQV 10/3	Version
Order No.	<a href="#">1054960000</a>	Cross-connector (terminal), when screwed in, Number of poles: 3,
GTIN (EAN)	4008190079079	Pitch in mm (P): 9.90, Insulated: Yes, 63 A, yellow
Qty.	50 pc(s).	

## WDU 10/ZR BL

Weidmüller Interface GmbH &amp; Co. KG

Klingenbergstraße 26


D-32758 Detmold

Germany

www.weidmueller.com

## Accessories

## SchT group marker carrier



The SchT 5 S group tag carriers are clipped directly onto the TS 32 mounting rail (G-rail) or the TS 35 mounting rail (top-hat rail). It is therefore possible to label the terminal strip irrespective of the terminal and the type of terminal. SchT 5 and SchT 5 S are fitted with ESO 5, STR 5 protective strips.

The SchT 7 is a hinged group tag carrier for inlay tags which enables easy access to the clamping screw. The SchT 7 is fitted with ESO 7, STR 7 protective strips or DEK 5.

Inlay tags and protective strips can be found under "Accessories".

## General ordering data

Type	Version
SCHT 7	SCHT, Terminal marker, 39.3 x 8 mm, Pitch in mm (P): 7.00
Order No. <a href="#">0517960000</a>	Weidmueller, white
GTIN (EAN) 4008190001742	
Qty. 20 pc(s).	

## ZGB pivotable group tag holder



The ZGB 15 is a hinged group tag carrier. The tag carrier can hold the dekafix 5, WS 12/5 terminal markers or the inlay tag ESO 15.

The ZGB 30 is a hinged group tag carrier. The tag carrier can hold the dekafix 5, WS 12/5 terminal markers or the inlay tag ESO 7.

Inlay tags and protective strips can be found under "Accessories".

## General ordering data

Type	Version
ZGB 15	Terminal markers, Terminal marker, 15 x 7 mm, Pitch in mm (P): 5.00
Order No. <a href="#">1636530000</a>	Weidmueller, white
GTIN (EAN) 4008190297053	
Qty. 20 pc(s).	
Type	Version
ZGB 30	Terminal markers, Terminal marker, 32 x 7 mm, Pitch in mm (P): 5.00
Order No. <a href="#">1611930000</a>	Weidmueller, white
GTIN (EAN) 4008190002251	
Qty. 20 pc(s).	

## WDU 10/ZR BL

Weidmüller Interface GmbH &amp; Co. KG

Klingenbergstraße 26

D-32758 Detmold

Germany

[www.weidmueller.com](http://www.weidmueller.com)

## Accessories

## W-Series

The logo for the W-Series, featuring a large orange 'W' above the word 'Series' in a grey sans-serif font, all contained within a light grey square.

A partition plate is used for the optical separation of circuits or used for electrical isolation from neighbouring cross-connectors. In contrast to the end plate, the contour can be larger than the adjacent terminal blocks. However, it should not be smaller, as otherwise the required clearance and creepage distances within the application can no longer be maintained.

## General ordering data

Type	WTW EN	Version
Order No.	<a href="#">1058800000</a>	Partition plate (terminal), Intermediate plate, 86 mm x 62 mm, dark
GTIN (EAN)	4008190140175	beige
Qty.	20 pc(s).	