


WDK 4N PE**Weidmüller Interface GmbH & Co. KG**

Klingenbergstraße 26

D-32758 Detmold

Germany

www.weidmueller.com**Product image**

A protective feed through terminal block is an electrical conductor for the purpose of safety and is used in many applications. To establish the electrical and mechanical connection between copper conductors and the mounting support plate, PE terminal blocks are used. They have one or more contact points for connection with and/or bifurcation of protective earth conductors.

General ordering data

Version	Multi-tier PE terminal, Screw connection, Green/yellow, 4 mm ² , 800 V, Number of connections: 4, Number of levels: 2, TS 35, V-0, Wemid
Order No.	1041920000
Type	WDK 4N PE
GTIN (EAN)	4032248138562
Qty.	50 pc(s).

WDK 4N PE

Weidmüller Interface GmbH & Co. KG

Klingenbergstraße 26

D-32758 Detmold

Germany

www.weidmueller.com

Technical data

Dimensions and weights

Depth	63.25 mm	Depth (inches)	2.49 inch
Depth including DIN rail	64.15 mm	Height	60.7 mm
Height (inches)	2.39 inch	Width	6.1 mm
Width (inches)	0.24 inch	Net weight	20.65 g

Temperatures

Storage temperature		Operating temperature range	For operating temperature range see EC Design Test Certificate / IEC Ex-Certificate of Conformity
	-25 °C...55 °C		
Continuous operating temp., min.	-60 °C	Continuous operating temp., max.	130 °C

Material data

Material	Wemid	Colour	Green/yellow
UL 94 flammability rating	V-0		

Rating data IECEx/ATEX

Certificate No. (ATEX)	DEMKO15ATEX1346U	Certificate No. (IECEX)	IECEXULD15.0003U
Wire cross section max. (ATEX)	6 mm ²	Wire cross section max. (IECEX)	6 mm ²
Operating temperature range	For operating temperature range see EC Design Test Certificate / IEC Ex-Certificate of Conformity	Marking EN 60079-7	
			Ex eb II C Gb
Ex 2014/34/EU label	II 2 G D		

System specifications

Version	Screw connection, Vertically cross-connected, With PE connection, One end without connector	End cover plate required	
			Yes
Number of potentials	1	Number of levels	2
Number of clamping points per level	2	Number of potentials per tier	1
Levels cross-connected internally	Yes	PE connection	Yes
Rail	TS 35	N-function	No
PE function	Yes	PEN function	No

Additional technical data

Explosion-tested version	Yes	Number of similar terminals	1
Open sides	right	Type of mounting	Snap-on

CSA rating data

Certificate No. (CSA)	200039-1057876	Wire cross section max. (CSA)	10 AWG
Wire cross section min. (CSA)	26 AWG		

WDK 4N PE

Weidmüller Interface GmbH & Co. KG

Klingenbergstraße 26

D-32758 Detmold

Germany

www.weidmueller.com

Technical data

Conductors for clamping (rated connection)

Blade size	0.6 x 3.5 mm	Clamping range, max.	6 mm ²
Clamping range, min.	0.13 mm ²	Clamping screw	M 3
Connection cross-section, stranded, max.	6 mm ²	Connection cross-section, stranded, min.	1.5 mm ²
Connection direction	on side	Gauge to IEC 60947-1	A3
Number of connections	4	Stripping length	8 mm
Tightening torque, max.	1 Nm	Tightening torque, min.	0.5 Nm
Torque level with DMS electric screwdriver	2	Type of connection	Screw connection
Wire connection cross section AWG, max.	AWG 10	Wire connection cross section AWG, min.	AWG 26
Wire connection cross section, finely stranded, max.	4 mm ²	Wire connection cross section, finely stranded, min.	0.5 mm ²
Wire connection cross-section, finely stranded with wire-end ferrules DIN 46228/1, max.	4 mm ²	Wire connection cross-section, finely stranded with wire-end ferrules DIN 46228/1, min.	0.5 mm ²
Wire connection cross-section, finely stranded with wire-end ferrules DIN 46228/4, max.	4 mm ²	Wire connection cross-section, finely stranded with wire-end ferrules DIN 46228/4, min.	1.5 mm ²
Wire connection cross-section, solid core, max.	6 mm ²	Wire connection cross-section, solid core, min.	0.5 mm ²

General

Rail	TS 35	Standards	IEC 60947-7-2
Wire connection cross section AWG, max.	AWG 10	Wire connection cross section AWG, min.	AWG 26

PE rating data

Rated short-time current	480 A (4 mm ²)	PEN function	No
--------------------------	----------------------------	--------------	----

Rating data

Rated cross-section	4 mm ²	Rated voltage to adjoining terminal	800 V
Rated DC voltage	800 V	Standards	IEC 60947-7-2
Volume resistance according to IEC 60947-7-x	2 mΩ	Rated impulse withstand voltage to adjacent terminal	8 kV
Power loss in accordance with IEC 60947-7-x	1.02 W	Pollution severity	3

UL rating data

Certificate No. (UR)	E60693	Conductor size Factory wiring max. (UR)	10 AWG
Conductor size Factory wiring min. (UR)	26 AWG	Conductor size Field wiring max. (UR)	10 AWG
Conductor size Field wiring min. (UR)	26 AWG		

Classifications

ETIM 7.0	EC000901	ETIM 8.0	EC000901
ETIM 9.0	EC000901	ECLASS 11.0	27-14-11-41
ECLASS 12.0	27-14-11-41	ECLASS 13.0	27-25-01-04
ECLASS 14.0	27-25-01-04		

WDK 4N PE

Weidmüller Interface GmbH & Co. KG

Klingenbergstraße 26

D-32758 Detmold

Germany

www.weidmueller.com

Technical data

Environmental Product Compliance

REACH SVHC	/
RoHS Compliance Status	Compliant without exemption

Approvals

Approvals



ROHS	Conform
UL File Number Search	UL Website
Certificate No. (UR)	E60693
Certificate No. (cURusEX)	E184763

Downloads

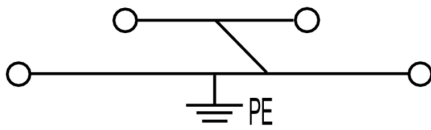
Approval/Certificate/Document of Conformity	Attestation of Conformity UKCA Ex Attestation of Conformity IECEx Certificate ATEX Certificate ATEX Certificate CB Test Certificate CB Certificate CCC Ex Certificate UKCA Ex Certificate CE Declaration of Conformity UKCA declaration of conformity Confirmation of Standards EN 45545-2_2020-10
Engineering Data	CAD data – STEP
User Documentation	StorageConditionsTerminalBlocks NTI WDK4N-WPE 4N PE NTI WDK-WPE 4N V
Catalogues	Catalogues in PDF-format
Brochures	

WDK 4N PE

Weidmüller Interface GmbH & Co. KG
Klingenbergstraße 26
D-32758 Detmold
Germany

www.weidmueller.com

Drawings



WDK 4N PE

Weidmüller Interface GmbH & Co. KG

Klingenbergstraße 26

D-32758 Detmold

Germany

www.weidmueller.com

Accessories

DEK 5/6



WS/ DEK

MultiMark terminal markers use an innovative composite material made from two components. The hard base contour of the marker snaps securely into the connector. The elastic surface finish makes the marker easy to mount. This specially punched material enables the strips to be stretched to accommodate the slight variations in spacing that tend to add up, especially with long terminal blocks. Another advantage: the excellent printability of the surface material guarantees durable and wear-resistant labelling. A print resolution of 300 dpi also produces a very legible script.

Your benefits with MultiMark

- Firm hold and durable printing
- Continuous strips save installation time
- Easy mounting thanks to an innovative composite material
- Large label field for optimal legibility
- High flexibility thanks to manufacturer independence

General ordering data

Type	DEK 5/6 MM WS	Version
Order No.	2007120000	Dekafix, Terminal marker, 5 x 6 mm, Weidmueller, white
GTIN (EAN)	4050118392104	
Qty.	600 pc(s).	

W-Series



Weidmüller's range of products includes end brackets that guarantee a permanent, reliable mounting on the terminal rail and prevent sliding. Versions with and without screws are available. The end brackets include marking options, also for group markers, and also a test plug holder.

General ordering data

Type	WEW 35/2	Version
Order No.	1061200000	End bracket, dark beige, TS 35, HB, Wemid, Width: 8 mm, 100 °C
GTIN (EAN)	4008190030230	
Qty.	50 pc(s).	

WDK 4N PE

Weidmüller Interface GmbH & Co. KG

Klingenbergstraße 26

D-32758 Detmold

Germany

www.weidmueller.com

Accessories

Slotted screwdriver



Slotted screwdriver with rounded blade SD DIN 5265, ISO 2380/2, output to DIN 5264, ISO 2380/1. ChromTop tip, SoftFinish grip

General ordering data

Type	SDS 0.6X3.5X100	Version
Order No.	9008330000	Screwdriver, Screwdriver
GTIN (EAN)	4032248056286	
Qty.	1 pc(s).	

Blank



The Dekafix (DEK) marker is the universal marker for all conductor and plug-in connectors as well as for electronic sub-assemblies. The system is ideal for short number sequences and covers a wide range of ready-printed markers.

Strips for fast installation in only one work step. The printing is easy to read, rich in contrast and available in various widths.

- Large range of ready-to-use markers
- Strips for fast installation
- Terminal markers, suitable for all Weidmüller cable connectors
- Available as blank MultiCard or with standard printing

For custom printing: Please send us a file of our labeling software M-Print PRO or M-Print PRO Online (without installation) for your labeling specifications.

General ordering data

Type	DEK 5/6 MC NE WS	Version
Order No.	1609820000	Dekafix, Terminal marker, 5 x 6 mm, Pitch in mm (P): 6.00
GTIN (EAN)	4008190203436	Weidmueller, white
Qty.	1,000 pc(s).	

WDK 4N PE

Weidmüller Interface GmbH & Co. KG


Klingenbergstraße 26

D-32758 Detmold

Germany

www.weidmueller.com

Accessories

2.5/4 mm²


2.5/4
mm²

End plates are fitted to the open side of the last modular terminal before the end bracket. The use of an end plate ensures the function of the modular terminal and the specified rated voltage. It guarantees protection against contact with live parts and makes the final terminal finger-proof.

General ordering data

Type	WAP WDK2.5/4 N	Version
Order No.	1084000000	End plate (terminals), dark beige, Height: 60 mm, Width: 1.5 mm, V-0,
GTIN (EAN)	4032248127351	Wemid
Qty.	20 pc(s).	

Blank



WS markers are the perfect match for the W-series connectors. Thanks to their system compatibility, the WS tags can also be used with the I-series and the Z-series. The large marking surfaces do not only permit long character strings but also multi-line text. WS markers are ideal for labels with long, customised character strings. Thanks to the proven MultiCard format, printing with PrintJet CONNECT oder/or Plotter is possible.

- Can be fitted in strips or individually
- Markers in proven MultiCard format

For custom printing: Please send us a file of our labeling software M-Print PRO or M-Print PRO Online (without installation) for your labeling specifications.

General ordering data

Type	WS 8/6 PLUS MC NE WS	Version
Order No.	1951880000	WS, Terminal marker, 8 x 6 mm, Pitch in mm (P): 6.00 Weidmueller,
GTIN (EAN)	4032248632114	white
Qty.	600 pc(s).	

WDK 4N PE**Weidmüller Interface GmbH & Co. KG**

Klingenbergstraße 26

D-32758 Detmold

Germany

www.weidmueller.com**Accessories****Marker holder**

The marker holder offer the possibility of additional mounting of standard markers with a pitch of 5 or 5.1 mm. The angled holders can be optionally snapped together and could be mounted in all standard marking channels of the Klippon® Connect modular terminal blocks. Fitting marker types could be found under the respective accessories of the designation marking holder.

General ordering data

Type	BZT 1 ZA WS 10/5	Version
Order No.	1805520000	Accessories, Marker holder
GTIN (EAN)	4032248270248	
Qty.	100 pc(s).	
Type	BZT 1 WS 10/5	Version
Order No.	1805490000	Accessories, Marker holder
GTIN (EAN)	4032248270231	
Qty.	100 pc(s).	