


WDK 2.5 BLZ/7.62/ZA**Weidmüller Interface GmbH & Co. KG**

Klingenbergstraße 26

D-32758 Detmold

Germany

www.weidmueller.com**Product image**

Are you looking for an interface from electrical engineering to electronics? To be able to feed through to the electronic devices on the panel sometimes a solder connection or a standard pluggable solution is appropriate.

General ordering data

Version	Multi-tier modular terminal, Screw connection, 2.5 mm ² , 400 V, 18.5 A, Number of levels: 2, dark beige
Order No.	1038500000
Type	WDK 2.5 BLZ/7.62/ZA
GTIN (EAN)	4008190861179
Qty.	50 pc(s).

WDK 2.5 BLZ/7.62/ZA**Weidmüller Interface GmbH & Co. KG**

Klingenbergstraße 26

D-32758 Detmold

Germany

www.weidmueller.com

Technical data**Dimensions and weights**

Depth	52.5 mm	Depth (inches)	2.067 inch
Height	58 mm	Height (inches)	2.283 inch
Width	7.62 mm	Width (inches)	0.3 inch
Net weight	11.58 g		

Temperatures

Storage temperature	-25 °C...55 °C	Continuous operating temp., min.	-50 °C
Continuous operating temp., max.	120 °C		

Material data

Material	Wemid	Colour	dark beige
UL 94 flammability rating	V-0		

System specifications

Version	2 screw connections - 2 plug-in connections, With assembly peg. One end without connector	End cover plate required	Yes
Number of potentials	2	Number of levels	2
Number of clamping points per level	2	Number of potentials per tier	1
Levels cross-connected internally	No	PE connection	No
Rail	TS 35	N-function	No
PE function	No	PEN function	No

2 clampable conductors (H05V/H07V) with equal cross-section (rated connection)

Cross-section for connected wire, solid, two clampable wires, max.	2.5 mm ²	Cross-section for connected wire, solid, two clampable wires, min.	0.5 mm ²
Wire connection cross section, finely stranded with wire-end ferrules DIN 46228/1, 2 clampable wires, max.	1.5 mm ²	Wire connection cross section, finely stranded with wire-end ferrules DIN 46228/1, 2 clampable wires, min.	0.5 mm ²
Wire connection cross section, finely stranded, two clampable wires, min.	0.5 mm ²	Wire cross-section, finely stranded, two clampable wires, max.	1.5 mm ²

Additional technical data

Explosion-tested version	No	Number of similar terminals	1
Open sides	right	Type of mounting	Snap-on

Conductors for clamping (additional connection)

Conductor cross-section, flexible plus plastic collar DIN 46228/1, further connection, max.	2.5 mm ²	Connection type, additional connection	Screw connection
---	---------------------	--	------------------

WDK 2.5 BLZ/7.62/ZA**Weidmüller Interface GmbH & Co. KG**

Klingenbergstraße 26

D-32758 Detmold

Germany

www.weidmueller.com

Technical data**Conductors for clamping (rated connection)**

Blade size	0.6 x 3.5 mm	Clamping range, max.	4 mm ²
Clamping range, min.	0.13 mm ²	Clamping screw	M 2.5
Connection cross-section, stranded, max.	4 mm ²	Connection cross-section, stranded, min.	1.5 mm ²
Connection direction	on side	Gauge to IEC 60947-1	A3
Number of connections	2	Stripping length	10 mm
Torque level with DMS electric screw-driver	1	Type of connection	Screw connection
Type of connection 2	Screw connection	Wire connection cross section AWG, max.	AWG 12
Wire connection cross section AWG, min.	AWG 26	Wire connection cross section, finely stranded, max.	4 mm ²
Wire connection cross section, finely stranded, min.	0.5 mm ²	Wire connection cross-section, finely stranded with wire-end ferrules DIN 46228/1, max.	2.5 mm ²
Wire connection cross-section, finely stranded with wire-end ferrules DIN 46228/1, min.	0.5 mm ²	Wire connection cross-section, finely stranded with wire-end ferrules DIN 46228/4, max.	2.5 mm ²
Wire connection cross-section, finely stranded with wire-end ferrules DIN 46228/4, min.	0.5 mm ²	Wire connection cross-section, solid core, max.	4 mm ²
Wire connection cross-section, solid core, min.	0.5 mm ²		

Dimensions

TS 35 offset	31.5 mm
--------------	---------

General

Rail	TS 35	Standards	IEC 61984, In accordance with IEC 60947-7-1
Wire connection cross section AWG, max.	AWG 12	Wire connection cross section AWG, min.	AWG 26

Rating data

Rated cross-section	2.5 mm ²	Rated voltage	400 V
Rated DC voltage	400 V	Rated current	18.5 A
Current at maximum wires	20 A	Standards	IEC 61984, In accordance with IEC 60947-7-1
Volume resistance according to IEC 60947-7-x	1.33 mΩ	Rated impulse withstand voltage	6 kV
Power loss in accordance with IEC 60947-7-x	0.77 W	Pollution severity	3

Classifications

ETIM 6.0	EC000897	ETIM 7.0	EC000897
ETIM 8.0	EC000897	ETIM 9.0	EC000897
ECLASS 9.0	27-14-11-20	ECLASS 9.1	27-14-11-20
ECLASS 10.0	27-14-11-20	ECLASS 11.0	27-14-11-20
ECLASS 12.0	27-14-11-20	ECLASS 13.0	27-25-01-02

WDK 2.5 BLZ/7.62/ZA**Weidmüller Interface GmbH & Co. KG**

Klingenbergstraße 26

D-32758 Detmold

Germany

www.weidmueller.com**Technical data****Approvals**

Approvals



ROHS

Conform

Downloads

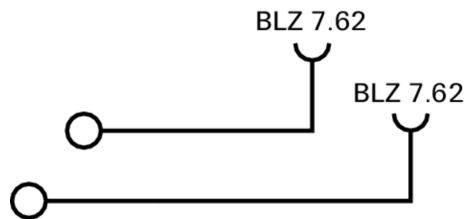
Approval/Certificate/Document of Conformity	CE Declaration of Conformity UKCA declaration of conformity Confirmation of Standards EN 45545-2_2020-10
Engineering Data	CAD data – STEP
User Documentation	StorageConditionsTerminalBlocks
Catalogues	Catalogues in PDF-format

WDK 2.5 BLZ/7.62/ZA

Weidmüller Interface GmbH & Co. KG
Klingenbergstraße 26
D-32758 Detmold
Germany

www.weidmueller.com

Drawings



WDK 2.5 BLZ/7.62/ZA

Weidmüller Interface GmbH & Co. KG

Klingenbergstraße 26

D-32758 Detmold

Germany

www.weidmueller.com

Accessories

BLZ 7.62/180B



Female plugs with clamping-yoke screw wire-connect system. The female plugs provide space for labelling and can be coded.

General ordering data

Type	BLZ 7.62/08/180B SN OR ...	Version	Product data	Packaging
Order No.	1623440000	PCB plug-in connector, female plug, 7.62 mm, Number of poles: 8,	IEC: 800 V / 18.5 A / 0.2 - 2.5 mm ²	Box
GTIN (EAN)	4008190194499	180°, Clamping yoke connection, Clamping range, max.: 3.31 mm ² ,	UL: 300 V / 15 A / AWG 26 - AWG 12	
Qty.	40 pc(s).	Box		
Type	BLZ 7.62/04/180B SN OR ...	Version	Product data	Packaging
Order No.	1623400000	PCB plug-in connector, female plug, 7.62 mm, Number of poles: 4,	IEC: 800 V / 18.5 A / 0.2 - 2.5 mm ²	Box
GTIN (EAN)	4008190194451	180°, Clamping yoke connection, Clamping range, max.: 3.31 mm ² ,	UL: 300 V / 15 A / AWG 26 - AWG 12	
Qty.	100 pc(s).	Box		
Type	BLZ 7.62/06/180B SN OR ...	Version	Product data	Packaging
Order No.	1623420000	PCB plug-in connector, female plug, 7.62 mm, Number of poles: 6,	IEC: 800 V / 18.5 A / 0.2 - 2.5 mm ²	Box
GTIN (EAN)	4008190194475	180°, Clamping yoke connection, Clamping range, max.: 3.31 mm ² ,	UL: 300 V / 15 A / AWG 26 - AWG 12	
Qty.	50 pc(s).	Box		

Blank



The Dekafix (DEK) marker is the universal marker for all conductor and plug-in connectors as well as for electronic sub-assemblies. The system is ideal for short number sequences and covers a wide range of ready-printed markers.

Strips for fast installation in only one work step. The printing is easy to read, rich in contrast and available in various widths.

- Large range of ready-to-use markers
- Strips for fast installation
- Terminal markers, suitable for all Weidmüller cable connectors
- Available as blank MultiCard or with standard printing

For custom printing: Please send us a file of our labeling software M-Print PRO or M-Print PRO Online (without installation) for your labeling specifications.

General ordering data

Type	DEK 5/5 MC NE WS	Version
Order No.	1609801044	Dekafix, Terminal marker, 5 x 5 mm, Pitch in mm (P): 5.00
GTIN (EAN)	4008190397111	Weidmueller, white
Qty.	1,000 pc(s).	

WDK 2.5 BLZ/7.62/ZA

Weidmüller Interface GmbH & Co. KG
Klingenbergstraße 26
D-32758 Detmold
Germany

www.weidmueller.com

Accessories

Coding elements



Only connects what is supposed to be connected: the right connection at the right place.

Coding elements and locking devices clearly assign connecting elements during the manufacturing process and operation

The coding elements and locking devices are inserted prior to assembly or during the cable assembly phase. The Weidmüller alternative: configure online using the variant configurator to precode prior to delivery.

Incorrect assembly on the circuit board and incorrect plugging of connecting elements is no longer possible. The advantage: no troubleshooting during manufacture and no operational errors by the user.

General ordering data

Type	BLZ/SL KO BK BX	Version	Product data	Packaging
Order No.	1545710000	PCB plug-in connector, Accessories, Coding element, black, Number of poles: 1		Box
GTIN (EAN)	4008190087142			
Qty.	50 pc(s).			

WS 12/6.5



WS/ DEK

MultiMark terminal markers use an innovative composite material made from two components. The hard base contour of the marker snaps securely into the connector. The elastic surface finish makes the marker easy to mount. This specially punched material enables the strips to be stretched to accommodate the slight variations in spacing that tend to add up, especially with long terminal blocks. Another advantage: the excellent printability of the surface material guarantees durable and wear-resistant labelling. A print resolution of 300 dpi also produces a very legible script.

Your benefits with MultiMark

- Firm hold and durable printing
- Continuous strips save installation time
- Easy mounting thanks to an innovative composite material
- Large label field for optimal legibility
- High flexibility thanks to manufacturer independence

General ordering data

Type	WS 12/6.5 MM WS	Version
Order No.	2619930000	WS, Terminal marker, 12 x 6.5 mm, Weidmueller, white
GTIN (EAN)	4050118626155	
Qty.	600 pc(s).	

WDK 2.5 BLZ/7.62/ZA

Weidmüller Interface GmbH & Co. KG

Klingenbergstraße 26

D-32758 Detmold

Germany

www.weidmueller.com

Accessories

Blank



WS markers are the perfect match for the W-series connectors. Thanks to their system compatibility, the WS tags can also be used with the I-series and the Z-series. The large marking surfaces do not only permit long character strings but also multi-line text. WS markers are ideal for labels with long, customised character strings. Thanks to the proven MultiCard format, printing with PrintJet CONNECT oder/or Plotter is possible.

- Can be fitted in strips or individually
- Markers in proven MultiCard format

For custom printing: Please send us a file of our labeling software M-Print PRO or M-Print PRO Online (without installation) for your labeling specifications.

General ordering data

Type	WS 12/6.5 MC NE WS	Version
Order No.	1609920000	WS, Terminal marker, 12 x 6.5 mm, Pitch in mm (P): 6.50
GTIN (EAN)	4008190203511	Weidmueller, Allen-Bradley, white
Qty.	540 pc(s).	

W-Series



Weidmüller's range of products includes end brackets that guarantee a permanent, reliable mounting on the terminal rail and prevent sliding. Versions with and without screws are available. The end brackets include marking options, also for group markers, and also a test plug holder.

General ordering data

Type	WEW 35/1	Version
Order No.	1059000000	End bracket, Wemid, dark beige, Rail: TS 35, when screwed in
GTIN (EAN)	4008190172282	
Qty.	50 pc(s).	

WDK 2.5 BLZ/7.62/ZA

Weidmüller Interface GmbH & Co. KG

Klingenbergstraße 26

D-32758 Detmold

Germany

www.weidmueller.com

Accessories

Marker holder



The marker holder offer the possibility of additional mounting of standard markers with a pitch of 5 or 5.1 mm. The angled holders can be optionally snapped together and could be mounted in all standard marking channels of the Klippon® Connect modular terminal blocks. Fitting marker types could be found under the respective accessories of the designation marking holder.

General ordering data

Type	BZT 1 WS 10/5	Version
Order No.	1805490000	Accessories, Marker holder
GTIN (EAN)	4032248270231	
Qty.	100 pc(s).	
Type	BZT 1 ZA WS 10/5	Version
Order No.	1805520000	Accessories, Marker holder
GTIN (EAN)	4032248270248	
Qty.	100 pc(s).	

2.5 mm²

End plates are fitted to the open side of the last modular terminal before the end bracket. The use of an end plate ensures the function of the modular terminal and the specified rated voltage. It guarantees protection against contact with live parts and makes the final terminal finger-proof.

General ordering data

Type	WAP WDK2.5/BLZ/O.ZA	Version
Order No.	1070000000	End plate (terminals), 45.4 mm x 5.08 mm, dark beige
GTIN (EAN)	4008190191221	
Qty.	20 pc(s).	
Type	WAP WDK2.5/BLZ/M.ZA	Version
Order No.	1070100000	End plate (terminals), 45.4 mm x 5.08 mm, dark beige
GTIN (EAN)	4008190191214	
Qty.	20 pc(s).	

WDK 2.5 BLZ/7.62/ZA

Weidmüller Interface GmbH & Co. KG

Klingenbergstraße 26

D-32758 Detmold

Germany

www.weidmueller.com

Accessories

BLZ 7.62/180

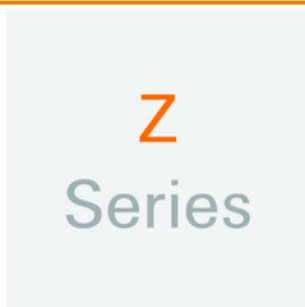


Female plugs with clamping-yoke screw wire-connect system. The female plugs provide space for labelling and can be coded.

General ordering data

Type	BLZ 7.62/04/180 SN OR BX	Version	Product data	Packaging
Order No.	1623070000	PCB plug-in connector, female plug, 7.62 mm, Number of poles: 4,	IEC: 800 V / 18.5 A / 0.2 - 2.5 mm ²	Box
GTIN (EAN)	4008190194123	180°, Clamping yoke connection, Clamping range, max. : 3.31 mm ² ,	UL: 300 V / 15 A / AWG 26 - AWG 12	
Qty.	100 pc(s).	Box		
Type	BLZ 7.62/06/180 SN OR BX	Version	Product data	Packaging
Order No.	1623090000	PCB plug-in connector, female plug, 7.62 mm, Number of poles: 6,	IEC: 800 V / 18.5 A / 0.2 - 2.5 mm ²	Box
GTIN (EAN)	4008190194147	180°, Clamping yoke connection, Clamping range, max. : 3.31 mm ² ,	UL: 300 V / 15 A / AWG 26 - AWG 12	
Qty.	50 pc(s).	Box		
Type	BLZ 7.62/08/180 SN OR BX	Version	Product data	Packaging
Order No.	1623110000	PCB plug-in connector, female plug, 7.62 mm, Number of poles: 8,	IEC: 800 V / 18.5 A / 0.2 - 2.5 mm ²	Box
GTIN (EAN)	4008190194161	180°, Clamping yoke connection, Clamping range, max. : 3.31 mm ² ,	UL: 300 V / 15 A / AWG 26 - AWG 12	
Qty.	40 pc(s).	Box		

Z-Series



Warning covers with a flash symbol provide more safety for man and machine. They are used where external voltage must be indicated within the application.

General ordering data

Type	WAD WDU1.5/BLZ/BLA	Version
Order No.	1577400000	Terminal cover, Wemid, dark beige, Height: 12.75 mm, Width: 9.48
GTIN (EAN)	4008190112165	mm, Depth: 8.85 mm
Qty.	20 pc(s).	