

WDU 2.5/AP/TC BL TYP K**Weidmüller Interface GmbH & Co. KG**

Klingenbergstraße 26

D-32758 Detmold

Germany

www.weidmueller.com**Product image**

Thermocouple Terminal blocks are specially designed for the transmission of very small voltages in temperature measuring circuits. Special current bars ensure that no false signals are transmitted within the terminal block when temperature differences between the positive and negative paths exist. This high measuring precision is required, for example, in aircraft engine test rigs, complicated chemical processes and controllers.

General ordering data

Version	Thermocouple terminal, Screw connection, 2.5, 55 V, blue
Order No.	1032880000
Type	WDU 2.5/AP/TC BL TYP K
GTIN (EAN)	4008190180669
Qty.	25 pc(s).

WDU 2.5/AP/TC BL TYP K

Weidmüller Interface GmbH & Co. KG

Klingenbergstraße 26

D-32758 Detmold

Germany

www.weidmueller.com

Technical data

Dimensions and weights

Depth	50 mm	Depth (inches)	1.969 inch
Height	60 mm	Height (inches)	2.362 inch
Width	11.7 mm	Width (inches)	0.461 inch
Net weight	18.38 g		

Temperatures

Storage temperature		Operating temperature range	For operating temperature range see EC Design Test Certificate / IEC Ex-Certificate of Conformity
	-25 °C...55 °C		
Continuous operating temp., min.	-60 °C	Continuous operating temp., max.	130 °C

Material data

Material	Wemid	Colour	blue
UL 94 flammability rating	V-0		

Rating data IECEx/ATEX

Certificate No. (ATEX)	DEMKO14ATEX1338U	Certificate No. (IECEX)	IECEXULD14.0005U
Max. voltage (ATEX)	55 V	Current (ATEX)	8 A
Wire cross section max. (ATEX)	2.5 mm ²	Max. voltage (IECEX)	55 V
Current (IECEX)	8 A	Wire cross section max. (IECEX)	2.5 mm ²
Operating temperature range	For operating temperature range see EC Design Test Certificate / IEC Ex-Certificate of Conformity	Marking EN 60079-7	
Ex 2014/34/EU label	II 2 G D		Ex eb II C Gb

System specifications

Version	Thermocouple, Screw connection	End cover plate required	Yes
Number of potentials	1	Number of levels	1
Number of clamping points per level	2	Number of potentials per tier	1
Levels cross-connected internally	No	PE connection	No
Rail	TS 35	N-function	No
PE function	No	PEN function	No

Additional technical data

Explosion-tested version	No	Number of similar terminals	1
Open sides	right	Type of mounting	Snap-on

WDU 2.5/AP/TC BL TYP K

Weidmüller Interface GmbH & Co. KG

Klingenbergstraße 26

D-32758 Detmold

Germany

www.weidmueller.com

Technical data

Conductors for clamping (rated connection)

Blade size	0.6 x 3.5 mm	Clamping range, max.	2.5 mm ²
Clamping range, min.	0.13 mm ²	Clamping screw	M 2.5
Connection cross-section, stranded, max.	2.5 mm ²	Connection cross-section, stranded, min.	1.5 mm ²
Connection direction	on side	Gauge to IEC 60947-1	A2
Number of connections	2	Stripping length	10 mm
Tightening torque, max.	0.6 Nm	Tightening torque, min.	0.4 Nm
Torque level with DMS electric screwdriver	1	Twin wire-end ferrules, max.	1.5 mm ²
Twin wire-end ferrules, min.	0.5 mm ²	Type of connection	Screw connection
Wire connection cross section AWG, max.	AWG 12	Wire connection cross section AWG, min.	AWG 26
Wire connection cross section, finely stranded, max.	2.5 mm ²	Wire connection cross section, finely stranded, min.	0.5 mm ²
Wire connection cross-section, finely stranded with wire-end ferrules DIN 46228/1, max.	2.5 mm ²	Wire connection cross-section, finely stranded with wire-end ferrules DIN 46228/1, min.	0.5 mm ²
Wire connection cross-section, finely stranded with wire-end ferrules DIN 46228/4, max.	2.5 mm ²	Wire connection cross-section, finely stranded with wire-end ferrules DIN 46228/4, min.	0.5 mm ²
Wire connection cross-section, solid core, max.	2.5 mm ²	Wire connection cross-section, solid core, min.	0.5 mm ²

Dimensions

TS 35 offset	32 mm
--------------	-------

General

Rail	TS 35	Standards	IEC 60584, IEC 60947-7-1
Wire connection cross section AWG, max.	AWG 12	Wire connection cross section AWG, min.	AWG 26

Rating data

Rated cross-section	2.5 mm ²	Rated voltage	55 V
Standards	IEC 60584, IEC 60947-7-1	Volume resistance according to IEC 60947-7-x	1.33 mΩ
Power loss in accordance with IEC 60947-7-x	0.77 W	Pollution severity	3

Classifications

ETIM 6.0	EC000904	ETIM 7.0	EC000904
ETIM 8.0	EC000904	ETIM 9.0	EC000904
ECLASS 9.0	27-14-11-42	ECLASS 9.1	27-14-11-42
ECLASS 10.0	27-14-11-42	ECLASS 11.0	27-14-11-42
ECLASS 12.0	27-14-11-42	ECLASS 13.0	27-25-01-15

WDU 2.5/AP/TC BL TYP K**Weidmüller Interface GmbH & Co. KG**

Klingenbergstraße 26

D-32758 Detmold

Germany

www.weidmueller.com**Technical data****Approvals**

Approvals



ROHS

Conform

Downloads

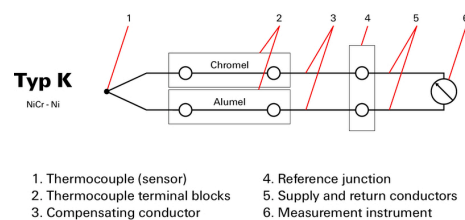
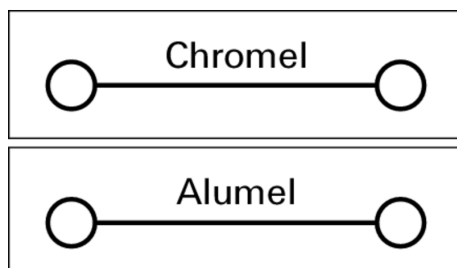
Approval/Certificate/Document of Conformity	Attestation of Conformity
	IECEX Certificate
	UKCA Ex Attestation of Conformity
	UKCA Ex Certificate
	CE Declaration of Conformity
	ATEX Certificate
	UKCA declaration of conformity
Confirmation of Standards EN 45545-2_2020-10	
Engineering Data	CAD data – STEP
User Documentation	NTI WDU 2.5 TC
	StorageConditionsTerminalBlocks
Catalogues	Catalogues in PDF-format

WDU 2.5/AP/TC BL TYP K**Weidmüller Interface GmbH & Co. KG**

Klingenbergstraße 26

D-32758 Detmold

Germany

www.weidmueller.com**Drawings**

WDU 2.5/AP/TC BL TYP K**Weidmüller Interface GmbH & Co. KG**

Klingenbergstraße 26

D-32758 Detmold

Germany

www.weidmueller.com**Accessories****W-Series**

Weidmüller's range of products includes end brackets that guarantee a permanent, reliable mounting on the terminal rail and prevent sliding. Versions with and without screws are available. The end brackets include marking options, also for group markers, and also a test plug holder.

General ordering data

Type	WEW 35/2	Version
Order No.	1061200000	End bracket, Wemid, dark beige, Rail: TS 35, when screwed in
GTIN (EAN)	4008190030230	
Qty.	50 pc(s).	

Marker holder

The marker holder offer the possibility of additional mounting of standard markers with a pitch of 5 or 5.1 mm. The angled holders can be optionally snapped together and could be mounted in all standard marking channels of the Klippon® Connect modular terminal blocks. Fitting marker types could be found under the respective accessories of the designation marking holder.

General ordering data

Type	BZT 1 ZA WS 10/5	Version
Order No.	1805520000	Accessories, Marker holder
GTIN (EAN)	4032248270248	
Qty.	100 pc(s).	
Type	BZT 1 WS 10/5	Version
Order No.	1805490000	Accessories, Marker holder
GTIN (EAN)	4032248270231	
Qty.	100 pc(s).	

WDU 2.5/AP/TC BL TYP K

Weidmüller Interface GmbH & Co. KG

Klingenbergstraße 26

D-32758 Detmold

Germany

www.weidmueller.com

Accessories

WS 12/5



WS/ DEK

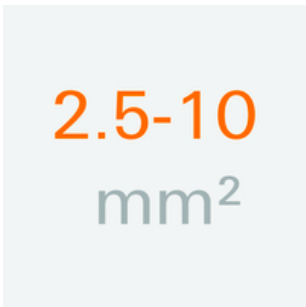
MultiMark terminal markers use an innovative composite material made from two components. The hard base contour of the marker snaps securely into the connector. The elastic surface finish makes the marker easy to mount. This specially punched material enables the strips to be stretched to accommodate the slight variations in spacing that tend to add up, especially with long terminal blocks. Another advantage: the excellent printability of the surface material guarantees durable and wear-resistant labelling. A print resolution of 300 dpi also produces a very legible script.

Your benefits with MultiMark

- Firm hold and durable printing
- Continuous strips save installation time
- Easy mounting thanks to an innovative composite material
- Large label field for optimal legibility
- High flexibility thanks to manufacturer independence

General ordering data

Type	WS 12/5 MM WS	Version
Order No.	2007190000	WS, Terminal marker, 12 x 5 mm, Weidmueller, white
GTIN (EAN)	4050118392036	
Qty.	800 pc(s).	

2.5-10 mm²


2.5-10
mm²

End plates are fitted to the open side of the last modular terminal before the end bracket. The use of an end plate ensures the function of the modular terminal and the specified rated voltage. It guarantees protection against contact with live parts and makes the final terminal finger-proof.

General ordering data

Type	WAP 2.5-10	Version
Order No.	1050000000	End plate (terminals), 56 mm x 1.5 mm, dark beige
GTIN (EAN)	4008190103149	
Qty.	50 pc(s).	
Type	WAP 16+35 WTW 2.5-10	Version
Order No.	1050100000	End and partition plate for terminals, End plate, 56 mm x 1.5 mm, dark beige
GTIN (EAN)	4008190079901	
Qty.	20 pc(s).	

WDU 2.5/AP/TC BL TYP K

Weidmüller Interface GmbH & Co. KG

Klingenbergstraße 26

D-32758 Detmold

Germany

www.weidmueller.com

Accessories

Blank



The Dekafix (DEK) marker is the universal marker for all conductor and plug-in connectors as well as for electronic sub-assemblies. The system is ideal for short number sequences and covers a wide range of ready-printed markers.

Strips for fast installation in only one work step. The printing is easy to read, rich in contrast and available in various widths.

- Large range of ready-to-use markers
- Strips for fast installation
- Terminal markers, suitable for all Weidmüller cable connectors
- Available as blank MultiCard or with standard printing

For custom printing: Please send us a file of our labeling software M-Print PRO or M-Print PRO Online (without installation) for your labeling specifications.

General ordering data

Type	DEK 5/5 MC NE WS	Version
Order No.	1609801044	Dekafix, Terminal marker, 5 x 5 mm, Pitch in mm (P): 5.00
GTIN (EAN)	4008190397111	Weidmueller, white
Qty.	1,000 pc(s).	

Blank



WS markers are the perfect match for the W-series connectors. Thanks to their system compatibility, the WS tags can also be used with the I-series and the Z-series. The large marking surfaces do not only permit long character strings but also multi-line text.

WS markers are ideal for labels with long, customised character strings. Thanks to the proven MultiCard format, printing with PrintJet CONNECT oder/or Plotter is possible.

- Can be fitted in strips or individually
- Markers in proven MultiCard format

For custom printing: Please send us a file of our labeling software M-Print PRO or M-Print PRO Online (without installation) for your labeling specifications.

General ordering data

Type	WS 12/5 MC NE WS	Version
Order No.	1609860000	WS, Terminal marker, 12 x 5 mm, Pitch in mm (P): 5.00 Weidmueller,
GTIN (EAN)	4008190203481	Allen-Bradley, white
Qty.	720 pc(s).	