


WFF 35 BL**Weidmüller Interface GmbH & Co. KG**

Klingenbergstraße 26

D-32758 Detmold

Germany

www.weidmueller.com**Product image**

The comprehensive range of stud terminals ensures secure connections for all power transmission applications. Connections range from 10 mm² to 300 mm². The connectors are attached to the threaded pins using crimped cable lugs and each connection is secured by tightening the hexagon nut. Stud terminals with threaded pins from M5 to M16 can be used according to the wire cross-section.

General ordering data

Version	Bolt-type screw terminals, Feed-through terminal, Rated cross-section: 35 mm ² , Threaded stud connection
Order No.	1028380000
Type	WFF 35 BL
GTIN (EAN)	4008190143428
Qty.	10 pc(s).

WFF 35 BL

Weidmüller Interface GmbH & Co. KG

Klingenbergstraße 26

D-32758 Detmold

Germany

www.weidmueller.com

Technical data

Dimensions and weights

Depth	51 mm	Depth (inches)	2.008 inch
Depth including DIN rail	59.5 mm	Height	107 mm
Height (inches)	4.213 inch	Width	27 mm
Width (inches)	1.063 inch	Net weight	83.5 g

Temperatures

Storage temperature		Operating temperature range	For operating temperature range see EC Design Test Certificate / IEC Ex-Certificate of Conformity
	-25 °C...55 °C		
Continuous operating temp., min.	-50 °C	Continuous operating temp., max.	120 °C

Material data

Material	Wemid	Colour	blue
UL 94 flammability rating	V-0		

Rating data IECEx/ATEX

Certificate No. (ATEX)	DEMKO15ATEX1357U	Certificate No. (IECEX)	IECEXULD15.0004U
Max. voltage (ATEX)	1100 V	Current (ATEX)	125 A
Wire cross section max. (ATEX)	35 mm ²	Max. voltage (IECEX)	1100 V
Current (IECEX)	125 A	Wire cross section max. (IECEX)	35 mm ²
Operating temperature range	For operating temperature range see EC Design Test Certificate / IEC Ex-Certificate of Conformity	Marking EN 60079-7	
Ex 2014/34/EU label	II 2 G D		Ex eb II C Gb

System specifications

End cover plate required	No	Number of levels	1
Number of clamping points per level	2	Levels cross-connected internally	No
PE connection	No	Rail	TS 35

Additional technical data

Explosion-tested version	Yes	Number of similar terminals	1
Open sides	closed	Type of mounting	Snap-on

CSA rating data

Certificate No. (CSA)	200039-1244019	Current size C (CSA)	130 A
Voltage size C (CSA)	600 V	Wire cross section max. (CSA)	2 AWG
Wire cross section min. (CSA)	14 AWG		

Conductors for clamping (rated connection)

2 x cable lugs DIN 46 234	2.5 to 35 mm ²	2 x cable lugs DIN 46 235	6...25 mm ²
Cable lug to DIN 46234	2.5...50 mm ²	Cable lug to DIN 46235	6...25 mm ²
Clamping range, max.	50 mm ²	Clamping range, min.	2.5 mm ²
Number of connections	2	Stud size for spade connection	M 6
Tightening torque, max.	6 Nm	Tightening torque, min.	3 Nm
Type of connection	Threaded stud connection		

WFF 35 BL

Weidmüller Interface GmbH & Co. KG

Klingenbergstraße 26

D-32758 Detmold

Germany

www.weidmueller.com

Technical data

General

Rail	TS 35
------	-------

Rating data

Rated cross-section	35 mm ²	Rated voltage	1,000 V
Rated DC voltage	1,000 V	Rated current	125 A
Current at maximum wires	150 A	Volume resistance according to IEC 60947-7-x	0.26 mΩ
Rated impulse withstand voltage	8 kV	Power loss in accordance with IEC 60947-7-x	4 W
Pollution severity	3		

UL rating data

Certificate No. (UR)	E60693	Conductor size Factory wiring max. (UR)	2 AWG
Conductor size Factory wiring min. (UR)	14 AWG	Conductor size Field wiring max. (UR)	2 AWG
Conductor size Field wiring min. (UR)	14 AWG	Current size C (UR)	115 A
Voltage size C (UR)	1000 V		

Classifications

ETIM 6.0	EC000897	ETIM 7.0	EC000897
ETIM 8.0	EC000897	ETIM 9.0	EC000897
ECLASS 9.0	27-14-11-20	ECLASS 9.1	27-14-11-20
ECLASS 10.0	27-14-11-20	ECLASS 11.0	27-14-11-20
ECLASS 12.0	27-14-11-20	ECLASS 13.0	27-25-01-01
ECLASS 14.0	27-25-01-01		

Environmental Product Compliance

REACH SVHC	/
RoHS Compliance Status	Compliant without exemption

Approvals

Approvals



ROHS	Conform
UL File Number Search	UL Website
Certificate No. (UR)	E60693
Certificate No. (cURusEX)	E184763

WFF 35 BL**Weidmüller Interface GmbH & Co. KG**

Klingenbergstraße 26

D-32758 Detmold

Germany

www.weidmueller.com**Technical data****Downloads**

Approval/Certificate/Document of Conformity	Attestation of Conformity
	Attestation of Conformity
	UKCA Ex Attestation of Conformity
	CB Certificate
	DNVGL certificate
	CCC Ex Certificate
	ATEX Certificate
	IECEX Certificate
	UKCA Ex Certificate
	CE Declaration of Conformity
Engineering Data	UKCA declaration of conformity
	Confirmation of Standards EN 45545-2_2020-10
Product Change Notification	CAD data – STEP
User Documentation	PCN WFF
	StorageConditionsTerminalBlocks
	WFF range for 1500 VDC applications
	DIRECT MOUNTING WFF TERMINAL BLOCKS
	NTI WFF 35
Catalogues	Catalogues in PDF-format
Brochures	

WFF 35 BL

Weidmüller Interface GmbH & Co. KG
Klingenbergstraße 26
D-32758 Detmold
Germany

www.weidmueller.com

Drawings




WFF 35 BL**Weidmüller Interface GmbH & Co. KG**

Klingenbergstraße 26

D-32758 Detmold

Germany

www.weidmueller.com**Accessories****Slotted screwdriver**

VDE insulated slot-head screwdriver, SDI DIN 7437, ISO 2380/2, drive output acc. to DIN 5264, ISO 2380/1. SoftFinish grip

General ordering data

Type	SDIS 0.6X3.5X100	Version
Order No.	9008390000	Screwdriver, Screwdriver
GTIN (EAN)	4032248056354	
Qty.	1 pc(s).	

WS 12/5**WS/ DEK**

MultiMark terminal markers use an innovative composite material made from two components. The hard base contour of the marker snaps securely into the connector. The elastic surface finish makes the marker easy to mount. This specially punched material enables the strips to be stretched to accommodate the slight variations in spacing that tend to add up, especially with long terminal blocks. Another advantage: the excellent printability of the surface material guarantees durable and wear-resistant labelling. A print resolution of 300 dpi also produces a very legible script.

Your benefits with MultiMark

- Firm hold and durable printing
- Continuous strips save installation time
- Easy mounting thanks to an innovative composite material
- Large label field for optimal legibility
- High flexibility thanks to manufacturer independence

General ordering data

Type	WS 12/5 MM WS	Version
Order No.	2007190000	WS, Terminal marker, 12 x 5 mm, Weidmueller, white
GTIN (EAN)	4050118392036	
Qty.	800 pc(s).	

WFF 35 BL

Weidmüller Interface GmbH & Co. KG

Klingenbergstraße 26

D-32758 Detmold

Germany

www.weidmueller.com

Accessories

Blank



The Dekafix (DEK) marker is the universal marker for all conductor and plug-in connectors as well as for electronic sub-assemblies. The system is ideal for short number sequences and covers a wide range of ready-printed markers.

Strips for fast installation in only one work step. The printing is easy to read, rich in contrast and available in various widths.

- Large range of ready-to-use markers
- Strips for fast installation
- Terminal markers, suitable for all Weidmüller cable connectors
- Available as blank MultiCard or with standard printing


For custom printing: Please send us a file of our labeling software M-Print PRO or M-Print PRO Online (without installation) for your labeling specifications.

General ordering data

Type	DEK 5/5 MC NE WS	Version
Order No.	1609801044	Dekafix, Terminal marker, 5 x 5 mm, Pitch in mm (P): 5.00
GTIN (EAN)	4008190397111	Weidmueller, white
Qty.	1,000 pc(s).	

Standard

Screwable cross-connections are easy to mount and de mount. Thanks to the big contact surface, even high currents can be transmitted with maximum contact reliability.



General ordering data

Type	WQL 3 WFF35	Version
Order No.	1065400000	Bolt-type screw terminals, Cross-connector, Number of poles: 3
GTIN (EAN)	4008190065812	
Qty.	5 pc(s).	

Type	WQL 2 WFF35	Version
Order No.	1064900000	Bolt-type screw terminals, Cross-connector, Number of poles: 2
GTIN (EAN)	4008190112745	
Qty.	5 pc(s).	

WFF 35 BL**Weidmüller Interface GmbH & Co. KG**

Klingenbergstraße 26

D-32758 Detmold

Germany

www.weidmueller.com**Accessories****W-Series**

W
Series

Weidmüller's range of products includes end brackets that guarantee a permanent, reliable mounting on the terminal rail and prevent sliding. Versions with and without screws are available. The end brackets include marking options, also for group markers, and also a test plug holder.

General ordering data

Type	WEW 35/1	Version
Order No.	1059000000	End bracket, dark beige, TS 35, V-2, Wemid, Width: 12 mm, 100 °C
GTIN (EAN)	4008190172282	
Qty.	50 pc(s).	

WF/WFF-Series

WF/WFF
Series

The additional connection enables a separate voltage tap. This can be used, for example, for the emergency power supply before the main switch or simply as an additional connection within the application.

General ordering data

Type	WZAF 35	Version
Order No.	1070500000	Auxiliary connection (terminal)
GTIN (EAN)	4008190024512	
Qty.	10 pc(s).	

WFF 35 BL**Weidmüller Interface GmbH & Co. KG**

Klingenbergstraße 26

D-32758 Detmold

Germany

www.weidmueller.com**Accessories****Protective covers**

Protective covers or protective caps are attached to the respective connection area of the terminal blocks. They provide protection against electric shock caused by accidental contact with live parts due to operation or faults.

General ordering data

Type	WAP WFF35	Version
Order No.	1069700000	Bolt-type screw terminals, cover plate, dark beige, 2 mm
GTIN (EAN)	4008190104023	
Qty.	20 pc(s).	
Type	WAH 35 BL	Version
Order No.	1064480000	Bolt-type screw terminals, Hood, blue, 26 mm
GTIN (EAN)	4008190113308	
Qty.	20 pc(s).	
Type	WAH 35	Version
Order No.	1064460000	Bolt-type screw terminals, Hood, beige, 26 mm
GTIN (EAN)	4008190176587	
Qty.	20 pc(s).	

WF / WFF-Series

A partition plate is used for the optical separation of circuits or used for electrical isolation from neighbouring cross-connectors. In contrast to the end plate, the contour can be larger than the adjacent terminal blocks. However, it should not be smaller, as otherwise the required clearance and creepage distances within the application can no longer be maintained.

General ordering data

Type	WTW WFF35	Version
Order No.	1067100000	Bolt-type screw terminals, Partition plate, grey, 2 mm
GTIN (EAN)	4008190053253	
Qty.	10 pc(s).	

WFF 35 BL

Weidmüller Interface GmbH & Co. KG

Klingenbergstraße 26

D-32758 Detmold

Germany

www.weidmueller.com

Accessories

Screws



Depending on the terminal block or also accessories, we offer different types of screws as additional items or also spare parts.

General ordering data

Type	KISC M6X16-Z3	Version
Order No.	1063700000	SAK Series, Mounting screw, Steel
GTIN (EAN)	4008190120887	
Qty.	20 pc(s).	

Marker holder



The marker holder offer the possibility of additional mounting of standard markers with a pitch of 5 or 5.1 mm. The angled holders can be optionally snapped together and could be mounted in all standard marking channels of the Klippon® Connect modular terminal blocks. Fitting marker types could be found under the respective accessories of the designation marking holder.

General ordering data

Type	BZT 1 ZA WS 10/5	Version
Order No.	1805520000	Accessories, Marker holder
GTIN (EAN)	4032248270248	
Qty.	100 pc(s).	
Type	BZT 1 WS 10/5	Version
Order No.	1805490000	Accessories, Marker holder
GTIN (EAN)	4032248270231	
Qty.	100 pc(s).	

WFF 35 BL

Weidmüller Interface GmbH & Co. KG

Klingenbergstraße 26

D-32758 Detmold

Germany

www.weidmueller.com

Accessories

Blank



WS markers are the perfect match for the W-series connectors. Thanks to their system compatibility, the WS tags can also be used with the I-series and the Z-series. The large marking surfaces do not only permit long character strings but also multi-line text. WS markers are ideal for labels with long, customised character strings. Thanks to the proven MultiCard format, printing with PrintJet CONNECT oder/or Plotter is possible.

- Can be fitted in strips or individually
- Markers in proven MultiCard format

For custom printing: Please send us a file of our labeling software M-Print PRO or M-Print PRO Online (without installation) for your labeling specifications.

General ordering data

Type	WS 12/5 MC NE WS	Version
Order No.	1609860000	WS, Terminal marker, 12 x 5 mm, Pitch in mm (P): 5.00 Weidmueller,
GTIN (EAN)	4008190203481	Allen-Bradley, white
Qty.	720 pc(s).	