


WDUL 4/500K**Weidmüller Interface GmbH & Co. KG**

Klingenbergstraße 26

D-32758 Detmold

Germany

www.weidmueller.com**Product image**

Why not integrating simple electrical functions into a feed through terminal. It has the same slim design of our feed-through terminal blocks - with additional functions such as cross-connections that can be used. Often, you only need a small component to integrate an external device into your automation technology. Our modular terminal blocks with electronic components make this possible; quickly, simply, and with a perfect fit.

General ordering data

Version	Component terminal block, Screw connection, 4 mm ² , 250 V, 120 mA, Resistor 500 kΩ, TS 35, dark beige
Order No.	1028000000
Type	WDUL 4/500K
GTIN (EAN)	4008190121433
Qty.	10 pc(s).

WDUL 4/500K

Weidmüller Interface GmbH & Co. KG

Klingenbergstraße 26

D-32758 Detmold

Germany

www.weidmueller.com

Technical data

Dimensions and weights

Depth	46.5 mm	Depth (inches)	1.831 inch
Depth including DIN rail	47 mm	Height	60 mm
Height (inches)	2.362 inch	Width	6.5 mm
Width (inches)	0.256 inch	Net weight	12.7 g

Temperatures

Storage temperature	-25 °C...55 °C	Continuous operating temp., min.	-50 °C
Continuous operating temp., max.	120 °C		

Material data

Material	Wemid	Colour	dark beige
UL 94 flammability rating	V-0		

System specifications

Version	Screw connection, Compensating terminals, With resistor, One end without connector	End cover plate required	Yes
Number of potentials	1	Number of levels	1
Number of clamping points per level	2	Number of potentials per tier	1
Levels cross-connected internally	No	PE connection	No
Rail	TS 35	N-function	No
PE function	No	PEN function	No

2 clampable conductors (H05V/H07V) with equal cross-section (rated connection)

Wire connection cross section, finely stranded with wire-end ferrules DIN 46228/1, 2 clampable wires, max.	1.5 mm ²	Wire connection cross section, finely stranded with wire-end ferrules DIN 46228/1, 2 clampable wires, min.	0.5 mm ²
Wire connection cross section, finely stranded, two clampable wires, min.	0.5 mm ²	Wire cross-section, finely stranded, two clampable wires, max.	1.5 mm ²

Additional technical data

Explosion-tested version	No	Number of similar terminals	1
Open sides	right	Type of mounting	Snap-on

Component

Component potentiometer	Type potentiometer	Trim potentiometer, linear
	Resistance	500 kΩ
	Tolerance (%)	10 %

WDUL 4/500K

Weidmüller Interface GmbH & Co. KG

Klingenbergstraße 26

D-32758 Detmold

Germany

www.weidmueller.com

Technical data

Conductors for clamping (rated connection)

Blade size	0.6 x 3.5 mm	Clamping range, max.	6 mm ²
Clamping range, min.	0.13 mm ²	Clamping screw	M 3
Connection cross-section, finely stranded, max.	4 mm ²	Connection cross-section, finely stranded, min.	0.5 mm ²
Connection cross-section, stranded, max.	6 mm ²	Connection cross-section, stranded, min.	1.5 mm ²
Connection direction	on side	Gauge to IEC 60947-1	A4
Number of connections	2	Stripping length	9 mm
Tightening torque, max.	0.8 Nm	Tightening torque, min.	0.6 Nm
Type of connection	Screw connection	Type of connection 2	Screw connection
Wire connection cross section AWG, max.	AWG 12	Wire connection cross section AWG, min.	AWG 22
Wire connection cross section, finely stranded, max.	4 mm ²	Wire connection cross section, finely stranded, min.	0.5 mm ²
Wire connection cross-section, finely stranded with wire-end ferrules DIN 46228/1, max.	2.5 mm ²	Wire connection cross-section, finely stranded with wire-end ferrules DIN 46228/1, min.	0.5 mm ²
Wire connection cross-section, finely stranded with wire-end ferrules DIN 46228/4, max.	2.5 mm ²	Wire connection cross-section, finely stranded with wire-end ferrules DIN 46228/4, min.	0.5 mm ²
Wire connection cross-section, solid core, max.	6 mm ²	Wire connection cross-section, solid core, min.	0.5 mm ²

Dimensions

TS 35 offset	32 mm
--------------	-------

General

Rail	TS 35	Standards	IEC 60947-7-1
Wire connection cross section AWG, max.	AWG 12	Wire connection cross section AWG, min.	AWG 22

Rating data

Rated cross-section	4 mm ²	Rated voltage	250 V
Rated current	120 mA	Current at maximum wires	6 A
Standards	IEC 60947-7-1	Volume resistance according to IEC 60947-7-x	1 mΩ
Power loss in accordance with IEC 60947-7-x	1.02 W	Pollution severity	3
Surge voltage category	III		

Classifications

ETIM 6.0	EC000903	ETIM 7.0	EC000903
ETIM 8.0	EC000903	ETIM 9.0	EC000903
ECLASS 9.0	27-14-11-27	ECLASS 9.1	27-14-11-47
ECLASS 10.0	27-14-11-27	ECLASS 11.0	27-14-11-27
ECLASS 12.0	27-14-11-27	ECLASS 13.0	27-25-01-14

Environmental Product Compliance

REACH SVHC	Lead 7439-92-1
SCIP	c6099607-b1cd-4fc8-8f5b-8c2defa73093

WDUL 4/500K

Weidmüller Interface GmbH & Co. KG

Klingenbergstraße 26

D-32758 Detmold

Germany

www.weidmueller.com

Technical data

Important note

Product information	The allowed continuous operating temperature must be observed
---------------------	---

Approvals

Approvals



ROHS	Conform
------	---------

Downloads

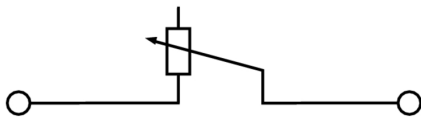
Approval/Certificate/Document of Conformity	CE Declaration of Conformity UKCA declaration of conformity Confirmation of Standards EN 45545-2_2020-10
Engineering Data	CAD data – STEP
User Documentation	StorageConditionsTerminalBlocks
Catalogues	Catalogues in PDF-format
Brochures	

WDUL 4/500K

Weidmüller Interface GmbH & Co. KG
Klingenbergstraße 26
D-32758 Detmold
Germany

www.weidmueller.com

Drawings



WDUL 4/500K

Weidmüller Interface GmbH & Co. KG

Klingenbergstraße 26

D-32758 Detmold

Germany

www.weidmueller.com

Accessories

2.5-10 mm²


2.5-10
mm²

End plates are fitted to the open side of the last modular terminal before the end bracket. The use of an end plate ensures the function of the modular terminal and the specified rated voltage. It guarantees protection against contact with live parts and makes the final terminal finger-proof.

General ordering data

Type	WAP 2.5-10 GR	Version
Order No.	1050050000	End plate (terminals), 56 mm x 1.5 mm, grey
GTIN (EAN)	4008190455484	
Qty.	50 pc(s).	
Type	WAP 16+35 WTW 2.5-10	Version
Order No.	1050100000	End and partition plate for terminals, End plate, 56 mm x 1.5 mm, dark
GTIN (EAN)	4008190079901	beige
Qty.	20 pc(s).	
Type	WAP 2.5-10 SW	Version
Order No.	1050010000	End plate (terminals), 56 mm x 1.5 mm, black
GTIN (EAN)	4008190406806	
Qty.	50 pc(s).	
Type	WAP 2.5-10 WS	Version
Order No.	1050090000	End plate (terminals), 56 mm x 1.5 mm, white
GTIN (EAN)	4008190406790	
Qty.	50 pc(s).	
Type	WAP 2.5-10 BR	Version
Order No.	1050070000	End plate (terminals), 56 mm x 1.5 mm, brown
GTIN (EAN)	4008190455507	
Qty.	50 pc(s).	
Type	WAP 2.5-10 GE	Version
Order No.	1050020000	End plate (terminals), 56 mm x 1.5 mm, yellow
GTIN (EAN)	4008190406776	
Qty.	50 pc(s).	
Type	WAP 2.5-10	Version
Order No.	1050000000	End plate (terminals), 56 mm x 1.5 mm, dark beige
GTIN (EAN)	4008190103149	
Qty.	50 pc(s).	
Type	WAP 2.5-10 VI	Version
Order No.	1072210000	End plate (terminals), 56 mm x 1.5 mm, violet
GTIN (EAN)	4008190455460	
Qty.	50 pc(s).	
Type	WAP 2.5-10 BL	Version
Order No.	1050080000	End plate (terminals), 56 mm x 1.5 mm, blue
GTIN (EAN)	4008190136611	
Qty.	50 pc(s).	
Type	WAP 2.5-10 GN	Version
Order No.	1072200000	End plate (terminals), 56 mm x 1.5 mm, green
GTIN (EAN)	4008190455491	
Qty.	50 pc(s).	

Creation date June 4, 2024 7:37:38 AM CEST

Catalogue status 01.06.2024 / We reserve the right to make technical changes.

WDUL 4/500K

Weidmüller Interface GmbH & Co. KG

Klingenbergstraße 26

D-32758 Detmold

Germany

www.weidmueller.com

Accessories

Type	WAP 2.5-10 RT	Version
Order No.	1050040000	End plate (terminals), 56 mm x 1.5 mm, red
GTIN (EAN)	4008190406783	
Qty.	50 pc(s).	
Type	WAP 2.5-10 OR	Version
Order No.	1050060000	End plate (terminals), 56 mm x 1.5 mm, orange
GTIN (EAN)	4008190406769	
Qty.	50 pc(s).	

SAK-Series




Weidmüller's range of products includes end brackets that guarantee a permanent, reliable mounting on the terminal rail and prevent sliding. Versions with and without screws are available. The end brackets include marking options, also for group markers, and also a test plug holder.

General ordering data

Type	EW 35	Version
Order No.	0383560000	End bracket, Wemid, beige, Rail: TS 35, when screwed in
GTIN (EAN)	4008190181314	
Qty.	50 pc(s).	

Shielding connection



With the LS 2.8 WDU2.5-10, many feed-through modular terminal blocks from the W series can be converted very easily. Inserting the LS 2.8 WDU2.5-10 allows the cable shielding braid to be looped through directly at the terminal block by soldering or using a suitable flat cable lug.

General ordering data

Type	LS 2.8 WDU2.5-10	Version
Order No.	1056400000	W-Series, Shield bus
GTIN (EAN)	4008190036454	
Qty.	100 pc(s).	

WDUL 4/500K**Weidmüller Interface GmbH & Co. KG**

Klingenbergstraße 26

D-32758 Detmold

Germany

www.weidmueller.com**Accessories****Marker holder**

The marker holder offer the possibility of additional mounting of standard markers with a pitch of 5 or 5.1 mm. The angled holders can be optionally snapped together and could be mounted in all standard marking channels of the Klippon® Connect modular terminal blocks. Fitting marker types could be found under the respective accessories of the designation marking holder.

General ordering data

Type	BZT 1 WS 10/5	Version
Order No.	1805490000	Accessories, Marker holder
GTIN (EAN)	4032248270231	
Qty.	100 pc(s).	
Type	BZT 1 ZA WS 10/5	Version
Order No.	1805520000	Accessories, Marker holder
GTIN (EAN)	4032248270248	
Qty.	100 pc(s).	