


WDU 120/150**Weidmüller Interface GmbH & Co. KG**

Klingenbergstraße 26

D-32758 Detmold

Germany

www.weidmueller.com**Product image**

To feed through power, signal, and data is the classical requirement in electrical engineering and panel building. The insulating material, the connection system and the design of the terminal blocks are the differentiating features. A feed-through terminal block is suitable for joining and/or connecting one or more conductors. They could have one or more connection levels that are on the same potential or insulated against one another.

General ordering data

Version	Feed-through terminal block, Screw connection, 120 mm ² , 1000 V, 269 A, Number of connections: 2
Order No.	1024500000
Type	WDU 120/150
GTIN (EAN)	4008190164768
Qty.	10 pc(s).

WDU 120/150

Weidmüller Interface GmbH & Co. KG

Klingenbergstraße 26

D-32758 Detmold

Germany

www.weidmueller.com

Technical data

Dimensions and weights

Depth	117 mm	Depth (inches)	4.606 inch
Depth including DIN rail	125.5 mm	Height	132 mm
Height (inches)	5.197 inch	Width	32 mm
Width (inches)	1.26 inch	Net weight	508.825 g

Temperatures

Storage temperature		Operating temperature range	For operating temperature range see EC Design Test Certificate / IEC Ex-Certificate of Conformity
	-25 °C...55 °C		
Continuous operating temp., min.	-60 °C	Continuous operating temp., max.	130 °C

Material data

Material	Wemid	Colour	dark beige
UL 94 flammability rating	V-0		

Rating data IECEx/ATEX

Certificate No. (ATEX)	DEMKO14ATEX1338U	Certificate No. (IECEX)	IECEXULD14.0005U
Max. voltage (ATEX)	1100 V	Current (ATEX)	265 A
Wire cross section max. (ATEX)	150 mm ²	Max. voltage (IECEX)	1100 V
Current (IECEX)	265 A	Wire cross section max. (IECEX)	150 mm ²
Operating temperature range	For operating temperature range see EC Design Test Certificate / IEC Ex-Certificate of Conformity	Marking EN 60079-7	
Ex 2014/34/EU label	II 2 G D		Ex eb II C Gb

System specifications

Version	Screw connection, for screwable cross-connection, in closed state	End cover plate required	No
Number of potentials	1	Number of levels	1
Number of clamping points per level	2	Number of potentials per tier	1
Levels cross-connected internally	No	PE connection	No
Rail	TS 35	N-function	No
PE function	No	PEN function	Yes

2 clampable conductors (H05V/H07V) with equal cross-section (rated connection)

Cross-section for connected wire, stranded, two clampable wires, max.	70 mm ²	Cross-section for connected wire, stranded, two clampable wires, min.	35 mm ²
Wire connection cross section, finely stranded with wire-end ferrules DIN 46228/1, 2 clampable wires, max.	70 mm ²	Wire connection cross section, finely stranded with wire-end ferrules DIN 46228/1, 2 clampable wires, min.	35 mm ²
Wire connection cross section, finely stranded, two clampable wires, min.	35 mm ²	Wire cross-section, finely stranded, two clampable wires, max.	70 mm ²

Additional technical data

Explosion-tested version	Yes	Installation advice	Direct mounting
Number of similar terminals	1	Open sides	closed
Type of mounting	Snap-on		

WDU 120/150

Weidmüller Interface GmbH & Co. KG

Klingenbergstraße 26

D-32758 Detmold

Germany

www.weidmueller.com

Technical data

CSA rating data

Certificate No. (CSA)	12400-241	Current size C (CSA)	285 A
Voltage size C (CSA)	600 V	Wire cross section max. (CSA)	250 AWG
Wire cross section min. (CSA)	2 AWG		

Conductors for clamping (additional connection)

Connection type, additional connection Screw connection

Conductors for clamping (rated connection)

Blade size	S6 (DIN 6911)			
Clampable conductor	Connection specification	Screw connection		
	Cross-section for conductor connection	Type	stranded, H07V-R	
		min.	35 mm ²	
		max.	150 mm ²	
		nominal	120 mm ²	
	wire end ferrule	Stripping length	min.	35 mm
			max.	35 mm
			nominal	35 mm
		Tightening torque	min.	10 Nm
			max.	20 Nm
		Recommended wire-end ferrule		
	Connection specification	Screw connection		
	Cross-section for conductor connection	Type	flexible, H05(07) V-K	
		min.	35 mm ²	
		max.	150 mm ²	
		nominal	120 mm ²	
	wire end ferrule	Stripping length	min.	35 mm
			max.	35 mm
			nominal	35 mm
		Tightening torque	min.	10 Nm
			max.	20 Nm
		Recommended wire-end ferrule		
Clamping range, max.	150 mm ²			
Clamping range, min.	33.63 mm ²			
Clamping screw	M 10			
Connection cross-section, stranded, max.	150 mm ²			
Connection cross-section, stranded, min.	35 mm ²			
Connection direction	on side			
Gauge to IEC 60947-1	B13			
Number of connections	2			
Stripping length	35 mm			
Tightening torque, max.	20 Nm			
Tightening torque, min.	10 Nm			
Type of connection	Screw connection			
Wire connection cross section AWG, max.	kcmil 250			
Wire connection cross section AWG, min.	AWG 2			
Wire connection cross section, finely stranded, max.	150 mm ²			
Wire connection cross section, finely stranded, min.	35 mm ²			

Creation date June 4, 2024 11:47:40 AM CEST

WDU 120/150

Weidmüller Interface GmbH & Co. KG

Klingenbergstraße 26

D-32758 Detmold

Germany

www.weidmueller.com

Technical data

Wire connection cross-section, finely stranded with wire-end ferrules DIN 46228/1, max. 150 mm²

Wire connection cross-section, finely stranded with wire-end ferrules DIN 46228/1, min. 35 mm²

Wire connection cross-section, finely stranded with wire-end ferrules DIN 46228/4, max. 150 mm²

Wire connection cross-section, finely stranded with wire-end ferrules DIN 46228/4, min. 35 mm²

General

Installation advice	Direct mounting	Rail	TS 35
Standards	IEC 60947-7-1	Wire connection cross section AWG, max.	kcmil 250
Wire connection cross section AWG, min.	AWG 2		

Rating data

Rated cross-section	120 mm ²	Rated voltage	1,000 V
Rated DC voltage	1,000 V	Rated current	269 A
Current at maximum wires	309 A	Standards	IEC 60947-7-1
Volume resistance according to IEC 60947-7-x	0.12 mΩ	Rated impulse withstand voltage	8 kV
Power loss in accordance with IEC 60947-7-x	8.61 W	Pollution severity	3

UL rating data

Certificate No. (UR)	E60693	Conductor size Factory wiring max. (UR)	250 kcmil
Conductor size Factory wiring min. (UR)	2 AWG	Conductor size Field wiring max. (UR)	250 kcmil
Conductor size Field wiring min. (UR)	2 AWG	Current size C (UR)	225 A
Voltage size C (UR)	1000 V		

Classifications

ETIM 6.0	EC000897	ETIM 7.0	EC000897
ETIM 8.0	EC000897	ETIM 9.0	EC000897
ECLASS 9.0	27-14-11-20	ECLASS 9.1	27-14-11-20
ECLASS 10.0	27-14-11-20	ECLASS 11.0	27-14-11-20
ECLASS 12.0	27-14-11-20	ECLASS 13.0	27-25-01-01

WDU 120/150

Weidmüller Interface GmbH & Co. KG

Klingenbergstraße 26

D-32758 Detmold

Germany

www.weidmueller.com

Technical data

Approvals

Approvals



ROHS	Conform
UL File Number Search	UL Website
Certificate No. (UR)	E60693
Certificate No. (cURusEX)	E184763

Downloads

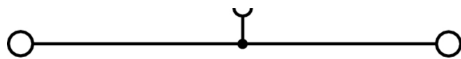
Approval/Certificate/Document of Conformity	Attestation of Conformity IECEx Certificate CB Testreport CB Certificate DNVGL certificate NEMKO certificate Lloyds Register Certificate POLSKIREJ certificate CE Declaration of Conformity ATEX Certificate UKCA declaration of conformity Confirmation of Standards EN 45545-2_2020-10
Engineering Data	CAD data – STEP
Engineering Data	Zuken E3.S
User Documentation	Beipackzettel_WDU70-95_120-150.pdf NTI WDU/WPE 120/150 StorageConditionsTerminalBlocks Instruction
Catalogues	Catalogues in PDF-format
Brochures	

WDU 120/150

Weidmüller Interface GmbH & Co. KG
Klingenbergstraße 26
D-32758 Detmold
Germany

www.weidmueller.com

Drawings



WDU 120/150

Weidmüller Interface GmbH & Co. KG

Klingenbergstraße 26

D-32758 Detmold

Germany

www.weidmueller.com

Accessories

W-Series



Weidmüller's range of products includes end brackets that guarantee a permanent, reliable mounting on the terminal rail and prevent sliding. Versions with and without screws are available. The end brackets include marking options, also for group markers, and also a test plug holder.

General ordering data

Type	WEW 35/1	Version
Order No.	1059000000	End bracket, Wemid, dark beige, Rail: TS 35, when screwed in
GTIN (EAN)	4008190172282	
Qty.	50 pc(s).	

Blank



WS markers are the perfect match for the W-series connectors. Thanks to their system compatibility, the WS tags can also be used with the I-series and the Z-series. The large marking surfaces do not only permit long character strings but also multi-line text. WS markers are ideal for labels with long, customised character strings. Thanks to the proven MultiCard format, printing with PrintJet CONNECT oder/or Plotter is possible.

- Can be fitted in strips or individually
- Markers in proven MultiCard format

For custom printing: Please send us a file of our labeling software M-Print PRO or M-Print PRO Online (without installation) for your labeling specifications.

General ordering data

Type	WS 12/6.5 MC NE WS	Version
Order No.	1609920000	WS, Terminal marker, 12 x 6.5 mm, Pitch in mm (P): 6.50
GTIN (EAN)	4008190203511	Weidmueller, Allen-Bradley, white
Qty.	540 pc(s).	

WDU 120/150

Weidmüller Interface GmbH & Co. KG

Klingenbergstraße 26

D-32758 Detmold

Germany

www.weidmueller.com

Accessories

Blank



The Dekafix (DEK) marker is the universal marker for all conductor and plug-in connectors as well as for electronic sub-assemblies. The system is ideal for short number sequences and covers a wide range of ready-printed markers.


Strips for fast installation in only one work step. The printing is easy to read, rich in contrast and available in various widths.

- Large range of ready-to-use markers
- Strips for fast installation
- Terminal markers, suitable for all Weidmüller cable connectors
- Available as blank MultiCard or with standard printing

For custom printing: Please send us a file of our labeling software M-Print PRO or M-Print PRO Online (without installation) for your labeling specifications.

General ordering data

Type	DEK 5/5 MC NE WS	Version
Order No.	1609801044	Dekafix, Terminal marker, 5 x 5 mm, Pitch in mm (P): 5.00
GTIN (EAN)	4008190397111	Weidmueller, white
Qty.	1,000 pc(s).	

120/150 mm²

Power feed-in

Our wide range of W-Series terminal blocks with our WPD main line branch terminals, which are optimised to guarantee both convenience and space gains, ensures a secure and convenient connection at the power feed-in.

General ordering data

Type	WQV 120/2	Version
Order No.	1063300000	Cross-connector (terminal), when screwed in, Number of poles: 2,
GTIN (EAN)	4008190025830	Pitch in mm (P): 32.00, Insulated: No, 269 A, Silver grey
Qty.	5 pc(s).	
Type	WQV 120/3	Version
Order No.	1063400000	Cross-connector (terminal), when screwed in, Number of poles: 3,
GTIN (EAN)	4008190141363	Pitch in mm (P): 32.00, Insulated: No, 292 A, Silver grey
Qty.	5 pc(s).	

WDU 120/150

Weidmüller Interface GmbH & Co. KG

Klingenbergstraße 26

D-32758 Detmold

Germany

www.weidmueller.com

Accessories

WZAD



General ordering data

Type	WZAD120	Version
Order No.	1066100000	Auxiliary connection (terminal), Number of connections: 1
GTIN (EAN)	4008190017019	
Qty.	10 pc(s).	

Marker holder



The marker holder offer the possibility of additional mounting of standard markers with a pitch of 5 or 5.1 mm. The angled holders can be optionally snapped together and could be mounted in all standard marking channels of the Klippon® Connect modular terminal blocks. Fitting marker types could be found under the respective accessories of the designation marking holder.

General ordering data

Type	BZT 1 WS 10/5	Version
Order No.	1805490000	Accessories, Marker holder
GTIN (EAN)	4032248270231	
Qty.	100 pc(s).	
Type	BZT 1 ZA WS 10/5	Version
Order No.	1805520000	Accessories, Marker holder
GTIN (EAN)	4032248270248	
Qty.	100 pc(s).	

WDU 120/150

Weidmüller Interface GmbH & Co. KG

Klingenbergstraße 26

D-32758 Detmold

Germany

www.weidmueller.com

Accessories

W-Series



Warning covers with a flash symbol provide more safety for man and machine. They are used where external voltage must be indicated within the application.

General ordering data

Type	WAD 27 B GE/SW	Version
Order No.	1062860000	Group markers, Cover, 64 x 27 mm, Pitch in mm (P): 27.00
GTIN (EAN)	4008190127732	Weidmueller, yellow
Qty.	10 pc(s).	
Type	WAD 27 NE WS	Version
Order No.	1062960000	Group markers, Cover, 64 x 27 mm, Pitch in mm (P): 27.00
GTIN (EAN)	4008190148225	Weidmueller, white
Qty.	10 pc(s).	

WS 12/6.5



WS/ DEK

MultiMark terminal markers use an innovative composite material made from two components. The hard base contour of the marker snaps securely into the connector. The elastic surface finish makes the marker easy to mount. This specially punched material enables the strips to be stretched to accommodate the slight variations in spacing that tend to add up, especially with long terminal blocks. Another advantage: the excellent printability of the surface material guarantees durable and wear-resistant labelling. A print resolution of 300 dpi also produces a very legible script.

Your benefits with MultiMark

- Firm hold and durable printing
- Continuous strips save installation time
- Easy mounting thanks to an innovative composite material
- Large label field for optimal legibility
- High flexibility thanks to manufacturer independence

General ordering data

Type	WS 12/6.5 MM WS	Version
Order No.	2619930000	WS, Terminal marker, 12 x 6.5 mm, Weidmueller, white
GTIN (EAN)	4050118626155	
Qty.	600 pc(s).	