


SAKR BL**Weidmüller Interface GmbH & Co. KG**

Klingenbergstraße 26

D-32758 Detmold

Germany

www.weidmueller.com**Product image**

In some applications it makes sense to add a test point or a disconnect element to the feed through terminal for testing and safety purposes. With test disconnect terminals you measure electric circuits in the absence of voltage. While the disconnecting points clearance and creepage distance is not assessed in dimensional terms, the specified rated impulse voltage strength must be proven.

General ordering data

Version	Test-disconnect terminal, Screw connection, blue, 4 mm ² , 10 A, 400 V, Number of connections: 2, Number of levels: 1, TS 32, V-2, PA 66
Order No.	0412180000
Type	SAKR BL
GTIN (EAN)	4008190026745
Qty.	50 pc(s).

SAKR BL

Weidmüller Interface GmbH & Co. KG

Klingenbergstraße 26

D-32758 Detmold

Germany

www.weidmueller.com

Technical data

Dimensions and weights

Depth	40.5 mm	Depth (inches)	1.594 inch
Height	42 mm	Height (inches)	1.654 inch
Width	6.5 mm	Width (inches)	0.256 inch
Net weight	9.64 g		

Temperatures

Storage temperature	-25 °C...55 °C	Continuous operating temp., min.	-50 °C
Continuous operating temp., max.	100 °C		

Material data

Material	PA 66	Colour	blue
UL 94 flammability rating	V-2		

System specifications

Version	Screw connection, Spacer, One end without connector	End cover plate required	Yes
Number of potentials	1	Number of levels	1
Number of clamping points per level	2	Number of potentials per tier	1
Levels cross-connected internally	No	PE connection	No
Rail	TS 32	N-function	Yes
PE function	No	PEN function	No

Additional technical data

Explosion-tested version	Yes	Installation advice	Direct mounting
Number of similar terminals	1	Open sides	right
Type of mounting	Snap-on		

CSA rating data

Certificate No. (CSA)	12400-132	Current size C (CSA)	10 A
Voltage size C (CSA)	300 V	Wire cross section max. (CSA)	12 AWG
Wire cross section min. (CSA)	24 AWG		

Conductors for clamping (additional connection)

Conductor cross-section, flexible plus plastic collar DIN 46228/1, further connection, max.	2.5 mm ²	Connection type, additional connection	Screw connection
---	---------------------	--	------------------

SAKR BL

Weidmüller Interface GmbH & Co. KG

Klingenbergstraße 26

D-32758 Detmold

Germany

www.weidmueller.com

Technical data

Conductors for clamping (rated connection)

Blade size	0.6 x 3.5 mm	Clamping range, max.	4 mm ²
Clamping range, min.	0.13 mm ²	Clamping screw	M 3
Connection cross-section, stranded, max.	4 mm ²	Connection cross-section, stranded, min.	1.5 mm ²
Connection direction	on side	Gauge to IEC 60947-1	A3
Number of connections	2	Stripping length	8 mm
Tightening torque, max.	1 Nm	Tightening torque, min.	0.5 Nm
Torque level with DMS electric screwdriver	2	Twin wire-end ferrules, max.	1.5 mm ²
Twin wire-end ferrules, min.	0.5 mm ²	Type of connection	Screw connection
Type of connection 2	Screw connection	Wire connection cross section AWG, max.	AWG 12
Wire connection cross section AWG, min.	AWG 26	Wire connection cross section, finely stranded, max.	4 mm ²
Wire connection cross section, finely stranded, min.	0.5 mm ²	Wire connection cross-section, finely stranded with wire-end ferrules DIN 46228/1, max.	2.5 mm ²
Wire connection cross-section, finely stranded with wire-end ferrules DIN 46228/1, min.	0.5 mm ²	Wire connection cross-section, solid core, max.	4 mm ²
Wire connection cross-section, solid core, min.	0.5 mm ²		

Disconnect terminals

Cross-disconnect	without	Slitting	Pivoting
------------------	---------	----------	----------

General

Installation advice	Direct mounting	Rail	TS 32
Standards	IEC 60947-7-1	Wire connection cross section AWG, max.	AWG 12
Wire connection cross section AWG, min.	AWG 26		

Rating data

Rated cross-section	4 mm ²	Rated voltage	400 V
Rated DC voltage	400 V	Rated current	10 A
Current at maximum wires	10 A	Standards	IEC 60947-7-1
Volume resistance according to IEC 60947-7-x	1 mΩ	Rated impulse withstand voltage	6 kV
Power loss in accordance with IEC 60947-7-x	1.02 W	Pollution severity	3

UL rating data

Certificate No. (UR)	E60693	Conductor size Factory wiring max. (UR)	12 AWG
Conductor size Factory wiring min. (UR)	26 AWG	Conductor size Field wiring max. (UR)	12 AWG
Conductor size Field wiring min. (UR)	22 AWG	Current size D (UR)	10 A
Voltage size D (UR)	300 V		

SAKR BL

Weidmüller Interface GmbH & Co. KG

Klingenbergstraße 26

D-32758 Detmold

Germany

www.weidmueller.com

Technical data

Classifications

ETIM 6.0	EC000902	ETIM 7.0	EC000902
ETIM 8.0	EC000902	ETIM 9.0	EC000902
ECLASS 9.0	27-14-11-26	ECLASS 9.1	27-14-11-26
ECLASS 10.0	27-14-11-26	ECLASS 11.0	27-14-11-26
ECLASS 12.0	27-14-11-26	ECLASS 13.0	27-25-01-09
ECLASS 14.0	27-25-01-09		

Environmental Product Compliance

REACH SVHC	/
RoHS Compliance Status	Compliant without exemption

Approvals

Approvals



ROHS	Conform
UL File Number Search	UL Website
Certificate No. (UR)	E60693

Downloads

Approval/Certificate/Document of Conformity	Declaration of Conformity UKCA declaration of conformity
Engineering Data	CAD data – STEP
Product Change Notification	Technical change - EN Technical change - DE
User Documentation	StorageConditionsTerminalBlocks
Catalogues	Catalogues in PDF-format

SAKR BL

Weidmüller Interface GmbH & Co. KG

Klingenbergstraße 26

D-32758 Detmold

Germany

www.weidmueller.com

Accessories

Blank



The Dekafix (DEK) marker is the universal marker for all conductor and plug-in connectors as well as for electronic sub-assemblies. The system is ideal for short number sequences and covers a wide range of ready-printed markers.

Strips for fast installation in only one work step. The printing is easy to read, rich in contrast and available in various widths.


- Large range of ready-to-use markers
- Strips for fast installation
- Terminal markers, suitable for all Weidmüller cable connectors
- Available as blank MultiCard or with standard printing

For custom printing: Please send us a file of our labeling software M-Print PRO or M-Print PRO Online (without installation) for your labeling specifications.

General ordering data

Type	DEK 5/6.5 MC NE WS	Version
Order No.	1609840000	Dekafix, Terminal marker, 5 x 6.5 mm, Pitch in mm (P): 6.50
GTIN (EAN)	4008190203429	Weidmueller, white
Qty.	900 pc(s).	

QB RA



Screwable cross-connections are easy to mount and de mount. Thanks to the big contact surface, even high currents can be transmitted with maximum contact reliability.

General ordering data

Type	QB 3 WI RA6 IS	Version
Order No.	0482800000	Cross-connector (terminal), when screwed in, grey, 27 A, Number of poles: 3, Pitch in mm (P): 6.00, Insulated: Yes, Width: 3 mm
GTIN (EAN)	4008190145217	
Qty.	50 pc(s).	
Type	QB 2 WI RA6 IS	Version
Order No.	0482700000	Cross-connector (terminal), when screwed in, grey, 27 A, Number of poles: 2, Pitch in mm (P): 6.00, Insulated: Yes, Width: 3 mm
GTIN (EAN)	4008190166021	
Qty.	50 pc(s).	
Type	QB 4 WI RA6 IS	Version
Order No.	0482900000	Cross-connector (terminal), when screwed in, grey, 27 A, Number of poles: 4, Pitch in mm (P): 6.00, Insulated: Yes, Width: 3 mm
GTIN (EAN)	4008190086169	
Qty.	50 pc(s).	

SAKR BL

Weidmüller Interface GmbH & Co. KG

Klingenbergstraße 26


D-32758 Detmold

Germany

www.weidmueller.com

Accessories

SchT group marker carrier



The SchT 5 S group tag carriers are clipped directly onto the TS 32 mounting rail (G-rail) or the TS 35 mounting rail (top-hat rail). It is therefore possible to label the terminal strip irrespective of the terminal and the type of terminal. SchT 5 and SchT 5 S are fitted with ESO 5, STR 5 protective strips.


The SchT 7 is a hinged group tag carrier for inlay tags which enables easy access to the clamping screw. The SchT 7 is fitted with ESO 7, STR 7 protective strips or DEK 5.

Inlay tags and protective strips can be found under "Accessories".

General ordering data

Type	SCHT 7	Version
Order No.	0517960000	SCHT, Terminal marker, 39.3 x 8 mm, Pitch in mm (P): 7.00
GTIN (EAN)	4008190001742	Weidmueller, white
Qty.	20 pc(s).	

Component plugs



The component plug is used to integrate an electrical component in a disconnect terminal block. After soldering the electronic component, the plug can be integrated into the disconnection area of our disconnect terminal blocks and thus changes the disconnect terminal block into a modular terminal block with integrated electronic component.

General ordering data

Type	DLS 2 SCMU SAKRD	Version
Order No.	0321060000	Plug (terminal), beige, Number of connections: 1, V-2, Polyamide 66,
GTIN (EAN)	4008190007386	Number of poles: 1, Width: 5.8 mm, Height: 36 mm
Qty.	50 pc(s).	

SAKR BL

Weidmüller Interface GmbH & Co. KG

Klingenbergstraße 26

D-32758 Detmold

Germany

www.weidmueller.com

Accessories

Custom printing



The Dekafix (DEK) marker is the universal marker for all conductor and plug-in connectors as well as for electronic sub-assemblies. The system is ideal for short number sequences and covers a wide range of ready-printed markers.

Strips for fast installation in only one work step. The printing is easy to read, rich in contrast and available in various widths.

- Large range of ready-to-use markers
- Strips for fast installation
- Terminal markers, suitable for all Weidmüller cable connectors
- Available as blank MultiCard or with standard printing

For custom printing: Please send us a file of our labeling software M-Print PRO or M-Print PRO Online (without installation) for your labeling specifications.

General ordering data

Type	DEK 5/6.5 MC SDR	Version
Order No.	1609850000	Dekafix, Terminal marker, 5 x 6.5 mm, Pitch in mm (P): 6.50
GTIN (EAN)	4008190456610	Weidmueller, To customer specification
Qty.	180 pc(s).	

Testsockets



Test adapters and test plugs are used for the electrical connection between terminal blocks and the test equipment. In this way, an electrical contact can be established in the wired state and measurements can be done easily.

General ordering data

Type	STB 6/D3.7/2.3/M3 SAKR	Version
Order No.	0379400000	SAK Series, Socket
GTIN (EAN)	4008190023478	
Qty.	100 pc(s).	

SAKR BL

Weidmüller Interface GmbH & Co. KG

Klingenbergstraße 26

D-32758 Detmold

Germany

www.weidmueller.com

Accessories

SAK-Series



SAK
Series

End plates are fitted to the open side of the last modular terminal before the end bracket. The use of an end plate ensures the function of the modular terminal and the specified rated voltage. It guarantees protection against contact with live parts and makes the final terminal finger-proof.

General ordering data

Type	AP SAKR BL	Version
Order No.	0211380000	End plate (terminals), blue, Height: 42 mm, Width: 1.5 mm, V-2, PA 66
GTIN (EAN)	4008190141943	
Qty.	20 pc(s).	
Type	AP SAKR BE	Version
Order No.	0211360000	End plate (terminals), beige, Height: 42 mm, Width: 1.5 mm, V-2, PA 66
GTIN (EAN)	4008190184834	66
Qty.	20 pc(s).	

Test plugs



PS

Test adapters and test plugs are used for the electrical connection between terminal blocks and the test equipment. In this way, an electrical contact can be established in the wired state and measurements can be done easily.

General ordering data

Type	PS 2.3 RT	Version
Order No.	0180400000	Test adapter (terminal), 230 V, 20 mA
GTIN (EAN)	4008190060121	
Qty.	20 pc(s).	

SAKR BL**Weidmüller Interface GmbH & Co. KG**

Klingenbergstraße 26

D-32758 Detmold

Germany

www.weidmueller.com**Accessories****Marker holder**

The marker holder offer the possibility of additional mounting of standard markers with a pitch of 5 or 5.1 mm. The angled holders can be optionally snapped together and could be mounted in all standard marking channels of the Klippon® Connect modular terminal blocks. Fitting marker types could be found under the respective accessories of the designation marking holder.

General ordering data

Type	BZT 1 WS 10/5	Version
Order No.	1805490000	Accessories, Marker holder
GTIN (EAN)	4032248270231	
Qty.	100 pc(s).	
Type	BZT 1 ZA WS 10/5	Version
Order No.	1805520000	Accessories, Marker holder
GTIN (EAN)	4032248270248	
Qty.	100 pc(s).	