


AKZ 4 BL**Weidmüller Interface GmbH & Co. KG**

Klingenbergstraße 26

D-32758 Detmold

Germany

www.weidmueller.com**Product image**

To feed through power, signal, and data is the classical requirement in electrical engineering and panel building. The insulating material, the connection system and the design of the terminal blocks are the differentiating features. A feed-through terminal block is suitable for joining and/or connecting one or more conductors. They could have one or more connection levels that are on the same potential or insulated against one another.

General ordering data

Version	Feed-through terminal block, Screw connection, blue, 4 mm ² , 32 A, 400 V, Number of connections: 2, Number of levels: 1, TS 15, V-0, Wemid, 130 °C
Order No.	0294380000
Type	AKZ 4 BL
GTIN (EAN)	4008190002152
Qty.	100 pc(s).

AKZ 4 BL

Weidmüller Interface GmbH & Co. KG

Klingenbergstraße 26

D-32758 Detmold

Germany

www.weidmueller.com

Technical data

Dimensions and weights

Depth	29 mm	Depth (inches)	1.142 inch
Depth including DIN rail	30.5 mm	Height	28.5 mm
Height (inches)	1.122 inch	Width	6.1 mm
Width (inches)	0.24 inch	Net weight	5.21 g

Temperatures

Storage temperature		Operating temperature range	For operating temperature range see EC Design Test Certificate / IEC Ex-Certificate of Conformity
	-25 °C...55 °C		
Continuous operating temp., min.	-60 °C	Continuous operating temp., max.	130 °C

Material data

Material	Wemid	Colour	blue
UL 94 flammability rating	V-0		

Rating data IECEx/ATEX

Certificate No. (ATEX)	TUEV18ATEX8221U	Certificate No. (IECEX)	IECEXTUR18.0024U
Max. voltage (ATEX)	352 V	Current (ATEX)	32 A
Wire cross section max. (ATEX)	6 mm ²	Max. voltage (IECEX)	352 V
Current (IECEX)	32 A	Wire cross section max. (IECEX)	6 mm ²
Operating temperature range	For operating temperature range see EC Design Test Certificate / IEC Ex-Certificate of Conformity	Marking EN 60079-7	
Ex 2014/34/EU label	II 2 G D		Ex eb II C Gb

System specifications

Version	Screw connection, for screwable cross-connection, One end without connector	End cover plate required	Yes
Number of potentials	1	Number of levels	1
Number of clamping points per level	2	Number of potentials per tier	1
Levels cross-connected internally	No	PE connection	No
Rail	TS 15	N-function	Yes
PE function	No	PEN function	No

2 clampable conductors (H05V/H07V) with equal cross-section (rated connection)

Cross-section for connected wire, solid, two clampable wires, max.	1.5 mm ²	Cross-section for connected wire, solid, two clampable wires, min.	0.5 mm ²
Cross-section for connected wire, stranded, two clampable wires, max.	1.5 mm ²	Cross-section for connected wire, stranded, two clampable wires, min.	0.5 mm ²

Additional technical data

Explosion-tested version	Yes	Number of similar terminals	1
Open sides	right	Type of mounting	Snap-on

AKZ 4 BL

Weidmüller Interface GmbH & Co. KG

Klingenbergstraße 26

D-32758 Detmold

Germany

www.weidmueller.com

Technical data

CSA rating data

Certificate No. (CSA)	154685-1372355
Voltage size C (CSA)	300 V
Wire cross section min. (CSA)	24 AWG

Current size C (CSA)	10 A
Wire cross section max. (CSA)	12 AWG

Conductors for clamping (additional connection)

Connection type, additional connection Screw connection

Conductors for clamping (rated connection)

Blade size	0.6 x 3.5 mm
Clamping range, min.	0.13 mm ²
Connection cross-section, stranded, max.	4 mm ²
Connection direction	on side
Number of connections	2
Tightening torque, max.	0.8 Nm
Torque level with DMS electric screwdriver	2
Twin wire-end ferrules, min.	0.5 mm ²
Wire connection cross section AWG, max.	AWG 12
Wire connection cross section, finely stranded, max.	4 mm ²
Wire connection cross-section, finely stranded with wire-end ferrules DIN 46228/1, max.	2.5 mm ²
Wire connection cross-section, finely stranded with wire-end ferrules DIN 46228/4, max.	2.5 mm ²
Wire connection cross-section, solid core, max.	6 mm ²

Clamping range, max.	6 mm ²
Clamping screw	M 3
Connection cross-section, stranded, min.	1.5 mm ²
Gauge to IEC 60947-1	A3
Stripping length	8 mm
Tightening torque, min.	0.6 Nm
Twin wire-end ferrules, max.	1.5 mm ²
Type of connection	Screw connection
Wire connection cross section AWG, min.	AWG 24
Wire connection cross section, finely stranded, min.	0.5 mm ²
Wire connection cross-section, finely stranded with wire-end ferrules DIN 46228/1, min.	0.5 mm ²
Wire connection cross-section, finely stranded with wire-end ferrules DIN 46228/4, min.	0.5 mm ²
Wire connection cross-section, solid core, min.	0.5 mm ²

Dimensions

TS 15 offset	13.5 mm
--------------	---------

General

Number of poles	1
Standards	IEC 60947-7-1
Wire connection cross section AWG, min.	AWG 24

Rail	TS 15
Wire connection cross section AWG, max.	AWG 12

Rating data

Rated cross-section	4 mm ²
Rated DC voltage	400 V
Current at maximum wires	41 A
Volume resistance according to IEC 60947-7-x	1 mΩ
Power loss in accordance with IEC 60947-7-x	1.02 W

Rated voltage	400 V
Rated current	32 A
Standards	IEC 60947-7-1
Rated impulse withstand voltage	6 kV
Pollution severity	3

AKZ 4 BL

Weidmüller Interface GmbH & Co. KG

Klingenbergstraße 26

D-32758 Detmold

Germany

www.weidmueller.com

Technical data

UL rating data

Certificate No. (UR)	E60693	Conductor size Factory wiring max. (UR)	12 AWG
Conductor size Factory wiring min. (UR)	26 AWG	Conductor size Field wiring max. (UR)	12 AWG
Conductor size Field wiring min. (UR)	22 AWG	Current size C (UR)	27 A
Voltage size C (UR)	300 V		

Classifications

ETIM 6.0	EC000897	ETIM 7.0	EC000897
ETIM 8.0	EC000897	ETIM 9.0	EC000897
ECLASS 9.0	27-14-11-20	ECLASS 9.1	27-14-11-20
ECLASS 10.0	27-14-11-20	ECLASS 11.0	27-14-11-20
ECLASS 12.0	27-14-11-20	ECLASS 13.0	27-25-01-01
ECLASS 14.0	27-25-01-01		

Environmental Product Compliance

REACH SVHC	/
RoHS Compliance Status	Compliant without exemption

Approvals

Approvals



ROHS	Conform
UL File Number Search	UL Website
Certificate No. (UR)	E60693

Downloads

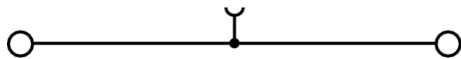
Approval/Certificate/Document of Conformity	Attestation Of Conformity UKCA Ex Attestation of Conformity CB Certificate CB Testreport ATEX Certificate IECEX Certificate INMETRO certificate CCC Ex Certificate UKCA Ex Certificate Declaration of Conformity UKCA declaration of conformity
Engineering Data	CAD data – STEP
User Documentation	Usage of terminals in EXi atmospheres NTI AKZ 4 StorageConditionsTerminalBlocks
Catalogues	Catalogues in PDF-format
Brochures	

AKZ 4 BL

Weidmüller Interface GmbH & Co. KG
Klingenbergstraße 26
D-32758 Detmold
Germany

www.weidmueller.com

Drawings



AKZ 4 BL

Weidmüller Interface GmbH & Co. KG

Klingenbergstraße 26

D-32758 Detmold

Germany

www.weidmueller.com

Accessories

DEK 5/6

**WS/ DEK**

MultiMark terminal markers use an innovative composite material made from two components. The hard base contour of the marker snaps securely into the connector. The elastic surface finish makes the marker easy to mount. This specially punched material enables the strips to be stretched to accommodate the slight variations in spacing that tend to add up, especially with long terminal blocks. Another advantage: the excellent printability of the surface material guarantees durable and wear-resistant labelling. A print resolution of 300 dpi also produces a very legible script.

Your benefits with MultiMark

- Firm hold and durable printing
- Continuous strips save installation time
- Easy mounting thanks to an innovative composite material
- Large label field for optimal legibility
- High flexibility thanks to manufacturer independence

General ordering data

Type	DEK 5/6 MM WS	Version
Order No.	2007120000	Dekafix, Terminal marker, 5 x 6 mm, Weidmueller, white
GTIN (EAN)	4050118392104	
Qty.	600 pc(s).	

AKZ 4 BL**Weidmüller Interface GmbH & Co. KG**

Klingenbergstraße 26

D-32758 Detmold

Germany

www.weidmueller.com**Accessories****Blank**

The Dekafix (DEK) marker is the universal marker for all conductor and plug-in connectors as well as for electronic sub-assemblies. The system is ideal for short number sequences and covers a wide range of ready-printed markers.


Strips for fast installation in only one work step. The printing is easy to read, rich in contrast and available in various widths.

- Large range of ready-to-use markers
- Strips for fast installation
- Terminal markers, suitable for all Weidmüller cable connectors
- Available as blank MultiCard or with standard printing

For custom printing: Please send us a file of our labeling software M-Print PRO or M-Print PRO Online (without installation) for your labeling specifications.

General ordering data

Type	DEK 5/6 MC NE WS	Version
Order No.	1609820000	Dekafix, Terminal marker, 5 x 6 mm, Pitch in mm (P): 6.00
GTIN (EAN)	4008190203436	Weidmueller, white
Qty.	1,000 pc(s).	

TS 15

Weidmüller's range of products includes end brackets that guarantee a permanent, reliable mounting on the terminal rail and prevent sliding. Versions with and without screws are available. The end brackets include marking options, also for group markers, and also a test plug holder.

General ordering data

Type	EW 15	Version
Order No.	0382860000	End bracket, beige, TS 15, V-2, Polyamide 66, Width: 10 mm, 100 °C
GTIN (EAN)	4008190187804	
Qty.	50 pc(s).	

AKZ 4 BL

Weidmüller Interface GmbH & Co. KG

Klingenbergstraße 26

D-32758 Detmold

Germany

www.weidmueller.com

Accessories

SAK-Series



Warning covers with a flash symbol provide more safety for man and machine. They are used where external voltage must be indicated within the application.

General ordering data

Type	AD 4 AKZ4	Version
Order No.	0303400000	Terminal cover, yellow, PVC, Height: 24.2 mm, Width: 20 mm, Depth:
GTIN (EAN)	4008190068158	1 mm, V-2
Qty.	50 pc(s).	

Q / AKZ



Screwable cross-connections are easy to mount and de mount. Thanks to the big contact surface, even high currents can be transmitted with maximum contact reliability.

General ordering data

Type	Q 4 AKZ4	Version
Order No.	0336600000	Cross-connector (terminal), when screwed in, grey, 24 A, Number of poles: 4, Pitch in mm (P): 6.10, Insulated: No, Width: 23.3 mm
GTIN (EAN)	4008190096656	
Qty.	50 pc(s).	
Type	Q 10 AKZ4	Version
Order No.	0368600000	Cross-connector (terminal), when screwed in, grey, 24 A, Number of poles: 10, Pitch in mm (P): 6.10, Insulated: No, Width: 59.9 mm
GTIN (EAN)	4008190056766	
Qty.	20 pc(s).	
Type	Q 2 AKZ4	Version
Order No.	0336400000	Cross-connector (terminal), when screwed in, grey, 24 A, Number of poles: 2, Pitch in mm (P): 6.10, Insulated: No, Width: 11.1 mm
GTIN (EAN)	4008190037680	
Qty.	50 pc(s).	
Type	Q 3 AKZ4	Version
Order No.	0336500000	Cross-connector (terminal), when screwed in, grey, 24 A, Number of poles: 3, Pitch in mm (P): 6.10, Insulated: No, Width: 17.2 mm
GTIN (EAN)	4008190121730	
Qty.	50 pc(s).	

AKZ 4 BL

Weidmüller Interface GmbH & Co. KG

Klingenbergstraße 26

D-32758 Detmold

Germany

www.weidmueller.com

Accessories

SAK-Series

SAK
Series

A partition plate is used for the optical separation of circuits or used for electrical isolation from neighbouring cross-connectors. In contrast to the end plate, the contour can be larger than the adjacent terminal blocks. However, it should not be smaller, as otherwise the required clearance and creepage distances within the application can no longer be maintained.

General ordering data

Type	TSCH 4 AKZ4	Version
Order No.	0363360000	Small partition (terminal), PA 66, beige, Continuous operating temp.,
GTIN (EAN)	4008190136680	max.: 100 °C
Qty.	100 pc(s).	
Type	TW AKZ4	Version
Order No.	0348260000	Partition plate (terminal), dark beige, Height: 47 mm, Width: 0.6 mm,
GTIN (EAN)	4008190128241	V-2, PA 66
Qty.	50 pc(s).	

SAK-Series

SAK
Series

End plates are fitted to the open side of the last modular terminal before the end bracket. The use of an end plate ensures the function of the modular terminal and the specified rated voltage. It guarantees protection against contact with live parts and makes the final terminal finger-proof.

General ordering data

Type	AP AKZ4 BL	Version
Order No.	0294480000	End plate (terminals), blue, Height: 27 mm, Width: 1.5 mm, V-2, PA 66
GTIN (EAN)	4008190021832	
Qty.	20 pc(s).	
Type	AP AKZ4	Version
Order No.	0294460000	End plate (terminals), dark beige, Height: 27 mm, Width: 1.5 mm, V-0,
GTIN (EAN)	4008190466268	Wemid
Qty.	20 pc(s).	

AKZ 4 BL

Weidmüller Interface GmbH & Co. KG

Klingenbergstraße 26


D-32758 Detmold

Germany

www.weidmueller.com

Accessories

Test plugs



Test adapters and test plugs are used for the electrical connection between terminal blocks and the test equipment. In this way, an electrical contact can be established in the wired state and measurements can be done easily.

General ordering data

Type	PS 2.3 RT	Version
Order No.	0180400000	Test adapter (terminal), 230 V, 20 mA
GTIN (EAN)	4008190060121	
Qty.	20 pc(s).	

Testsockets



Test adapters and test plugs are used for the electrical connection between terminal blocks and the test equipment. In this way, an electrical contact can be established in the wired state and measurements can be done easily.

General ordering data

Type	STB 8.5/D4/2.3/M2.5 AKZ	Version
Order No.	0215700000	Accessories, Socket
GTIN (EAN)	4008190184872	
Qty.	50 pc(s).	

AKZ 4 BL

Weidmüller Interface GmbH & Co. KG

Klingenbergstraße 26

D-32758 Detmold

Germany

www.weidmueller.com

Accessories

Marker holder



The marker holder offer the possibility of additional mounting of standard markers with a pitch of 5 or 5.1 mm. The angled holders can be optionally snapped together and could be mounted in all standard marking channels of the Klippon® Connect modular terminal blocks. Fitting marker types could be found under the respective accessories of the designation marking holder.

General ordering data

Type	BZT 1 ZA WS 10/5	Version
Order No.	1805520000	Accessories, Marker holder
GTIN (EAN)	4032248270248	
Qty.	100 pc(s).	
Type	BZT 1 WS 10/5	Version
Order No.	1805490000	Accessories, Marker holder
GTIN (EAN)	4032248270231	
Qty.	100 pc(s).	