

VPUM2I2SXXFXV101TXPX10**Weidmüller Interface GmbH & Co. KG**

Klingenbergstraße 26

D-32758 Detmold

Germany

www.weidmueller.com



PV Protect is the solution for optimum protection of the inverter against overvoltages. The ready-to-connect boxes are available for different system voltages and can be supplied with various arrester types and MPP trackers. Depending on requirements, connection is made via cable glands or WM4C connectors with convenient and reliable PUSH IN connection technology.

General ordering data

Version	Surge protection, 2 MPP's, Surge protection I / II, WM4C, 1000 V
Order No.	2764150000
Type	VPUM2I2SXXFXV101TXPX10
GTIN (EAN)	4064675016120
Qty.	1 pc(s).

VPUM2I2SXFV101TXPX10

Weidmüller Interface GmbH & Co. KG

Klingenbergstraße 26

D-32758 Detmold

Germany

www.weidmueller.com

Technical data

Dimensions and weights

Depth	91 mm	Depth (inches)	3.583 inch
Height	160 mm	Height (inches)	6.299 inch
Width	168 mm	Width (inches)	6.614 inch
Net weight	1,008 g		

Temperatures

Storage temperature	-40 °C...85 °C	Operating temperature	-40 °C...85 °C
Humidity	5 - 95% rel. humidity		

Approvals and norms

Approvals	EN 50539-11
-----------	-------------

Enclosure

Connection type string	Plug WM4C	Enclosure attachment	Via the four holes under the cover screws
Switch disconnecter execution	no switch		

General data

Protection degree	IP67
-------------------	------

Inputs

Amount of maximum power points	2 MPP		
DC Input + & -	Wire connection	Type of connection	WM4 C field connector
	Cable entry	Number of cable entries	2
Functional earth connector	Cable entry	Number of cable entries	1
	Wire connection	Type of connection	PUSH IN
Fuse type	Neither fuse cartridge nor holder		

Surge protection DC side

Conditions and requirements	EN 50539-11	Discharge current I_n (8/20 μ s)	20 kA
Discharge current, max. (8/20 μ s)	40 kA	Lightning test current I_{imp} (10/350 μ s)	6.25 kA
Maximum continuous operating voltage DC UCPV mode +/-, -/PE, +/-PE	1,100 V	Operating height in the grounded PV system	≤ 4000 m
Operating height in ungrounded PV system	≤ 4000 m	PV system voltage, max. U_{cpv}	1,100 V
Protection level U_p (+/-, -/PE, +/-PE)	$\leq 4,2$ kV	Requirements class	Type I/II
Short-circuit current I_{SCP}	11 kA	Total discharge current I_{total} (8/20 μ s)	50 kA
Total discharge current I_{total} (10/350 μ s)	12.5 kA		

Classifications

ETIM 6.0	EC000941	ETIM 7.0	EC000941
ETIM 8.0	EC000941	ETIM 9.0	EC000941
ECLASS 9.1	27-13-08-05	ECLASS 10.0	27-13-08-05
ECLASS 11.0	27-13-08-05	ECLASS 12.0	27-17-90-90
ECLASS 13.0	27-17-90-90		

VPUM2I2SXFV101TXPX10

Weidmüller Interface GmbH & Co. KG

Klingenbergstraße 26

D-32758 Detmold

Germany

www.weidmueller.com

Technical data

Tender specification sheets

Long specification

Designation 2: VPU PV
BOX WM4 I-II 5 1000
2M Over voltage protec-
tion box for inverters with
2Mpp tracker, used to pro-
tect the DC side. Max.
String voltage Uoc: 1000
V MPPT1: 1 input, con-
nection via WM4 C plug-
in connector, compati-
ble with cable type TÜV
2 Pfg 1169/08.07 / EN
50618:2069 MPPT 2
is identical to MPPT 1
Connection of the box in
stitch without DC switch
2 surge protection type II
Connection of function-
al earth via cable glands
(8-12mmØ) cable cross-
section: 16mm² Protection
class: IP65 and IP67 Plas-
tic enclosure Dimensions
HxWxD: 168x160x91
mm According to stan-
dard, EN 50539-11:
2013+A1:2014 IEC
61643-31: 2018

Important note

Product information

The SPD in the box cannot be replaced.

Approvals

Approvals



ROHS

Conform

Downloads

Approval/Certificate/Document of Con- formity

[PV Protect EU Declaration of Conformity](#)

User Documentation

[Manual PV Protect T1](#)

Catalogues

[Catalogues in PDF-format](#)

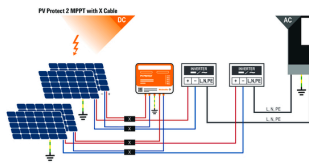
VPUM2I2SXFV101TXPX10

Weidmüller Interface GmbH & Co. KG
 Klingenbergstraße 26
 D-32758 Detmold
 Germany

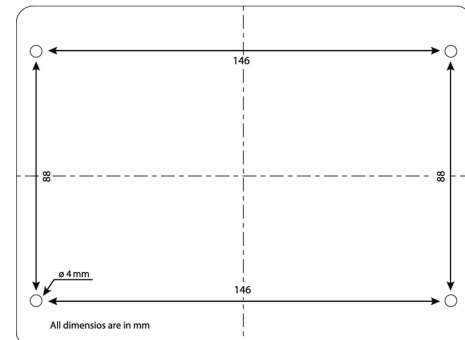
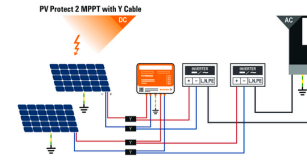
www.weidmueller.com

Drawings

Connection diagram



Connection diagram



PVN 1 M2 I6 S0 F3 V1 Q1 TX PX 10									
Series PVN = PV Next VPV = PV Protect								Voltage 10 = 1kV 11 = 1.1kV 15 = 1.5kV	
Level 1 = DC trunk box (L1)								Powersupply x = n/a	
Series 1 = 1 MPPT supported 2 = 2 MPPT supported 3 = 3 MPPT supported 4 = 4 MPPT supported 6 = 6 MPPT supported								Monitoring x = n/a	
								Output Type 0 = CS 1 = VMAC 2 = MCA-Evo 2	
Inputs 1..12 inputs								SPD 0 = TYP H 1 = TYP I+I X = No SPD	
Switch x = n/a 0 = manual switch 1 = remote switch								Fuses x = n/a 3 = only fuse holders	