


**WGKV 10 GY BX****Weidmüller Interface GmbH & Co. KG**

Klingenbergstraße 26

D-32758 Detmold

Germany

[www.weidmueller.com](http://www.weidmueller.com)**Product image**

Similar to illustration

The WGK finger-proof-insulated enclosures are especially suitable as industrial electronic enclosures for frequency converters, power supplies or filter components which offer a convenient and reliable form of connection internally and externally. To match the wire guides to the installation requirements in the best possible way, Weidmüller offers two versions with horizontal (WGK) and vertical (WGKV) outlet directions.

**General ordering data**

Version	OMNIMATE Power - series WGK, Feed-through terminal, Rated cross-section: 10 mm <sup>2</sup> , Wemid (PA)
Order No.	<a href="#">2439520000</a>
Type	WGKV 10 GY BX
GTIN (EAN)	4050118467857
Qty.	50 pc(s).
Product data	IEC: 500 V / 57 A / 0.5 - 16 mm <sup>2</sup> UL: 300 V / 65 A / AWG 24 - AWG 6
Packaging	Box

Creation date April 26, 2024 9:46:55 PM CEST

Catalogue status 20.04.2024 / We reserve the right to make technical changes.

## WGKV 10 GY BX

Weidmüller Interface GmbH &amp; Co. KG

Klingenbergstraße 26

D-32758 Detmold

Germany

www.weidmueller.com

## Technical data

## Dimensions and weights

Net weight	20.08 g
------------	---------

## System parameters

Product family	OMNIMATE Power - series WGK	Wire connection method	Screw connection
Conductor outlet direction	90°/270°	Fitted by customer	No
Screwdriver blade	0.8 x 4.0	Tightening torque, min.	1.2 Nm
Tightening torque, max.	2.4 Nm	Clamping screw	M 4
Stripping length	11 mm	Touch-safe protection acc. to DIN VDE 0470	IP 20
Protection degree	IP20		

## Material data

Insulating material	Wemid (PA)	Colour	grey
Colour chart (similar)	RAL 7035	UL 94 flammability rating	V-0
Contact material	Cu-alloy	Contact surface	tinned
Storage temperature, min.	-40 °C	Storage temperature, max.	70 °C
Operating temperature, min.	-50 °C	Operating temperature, max.	120
Temperature range, installation, min.	-25 °C	Temperature range, installation, max.	120 °C

## Conductors suitable for connection

Clamping range, min.	0.5 mm <sup>2</sup>
Clamping range, max.	16 mm <sup>2</sup>
Wire connection cross section AWG, min.	AWG 24
Wire connection cross section AWG, max.	AWG 6
Solid, min. H05(07) V-U	0.5 mm <sup>2</sup>
Solid, max. H05(07) V-U	16 mm <sup>2</sup>
Stranded, min. H07V-R	10 mm <sup>2</sup>
Stranded, max. H07V-R	16 mm <sup>2</sup>
Flexible, min. H05(07) V-K	0.5 mm <sup>2</sup>
Flexible, max. H05(07) V-K	10 mm <sup>2</sup>
w. wire end ferrule, DIN 46228 pt 1, min.	0.5 mm <sup>2</sup>
w. wire end ferrule, DIN 46228 pt 1, max.	10 mm <sup>2</sup>

Clampable conductor	Cross-section for conductor connection	Type	fine-wired	
		nominal	0.5 mm <sup>2</sup>	
	wire end ferrule	Stripping length	nominal	10 mm
		Recommended wire-end ferrule	<a href="#">H0.5/10</a>	
	Cross-section for conductor connection	Type	fine-wired	
		nominal	0.75 mm <sup>2</sup>	
	wire end ferrule	Stripping length	nominal	10 mm
		Recommended wire-end ferrule	<a href="#">H0.75/10</a>	
	Cross-section for conductor connection	Type	fine-wired	
		nominal	1 mm <sup>2</sup>	
	wire end ferrule	Stripping length	nominal	10 mm
		Recommended wire-end ferrule	<a href="#">H1.0/10</a>	

## WGKV 10 GY BX

Weidmüller Interface GmbH &amp; Co. KG

Klingenbergstraße 26

D-32758 Detmold

Germany

www.weidmueller.com

## Technical data

## Reference text

Length of ferrules is to be chosen depending on the product and the rated voltage. The outside diameter of the plastic collar should not be larger than the pitch (P)

## Rated data acc. to IEC

tested acc. to standard

IEC 60664-1

Rated current, min. number of poles  
(Tu=20°C)

57 A

Rated current, max. number of poles  
(Tu=20°C)

57 A

Rated voltage for surge voltage class /  
pollution degree III/3

500 V

Rated impulse voltage for surge voltage  
class/ contamination degree III/3

6 kV

## Rated data acc. to CSA

Rated voltage (Use group B / CSA)

300 V

Rated voltage (Use group C / CSA)

300 V

Rated current (Use group B / CSA)

65 A

Rated current (Use group C / CSA)

65 A

Wire cross-section, AWG, min.

AWG 24

Wire cross-section, AWG, max.

AWG 6

## Rated data acc. to UL 1059

Institute (cURus)



Certificate No. (cURus)

E60693

Rated voltage (Use group B / UL 1059)

300 V

Rated voltage (Use group C / UL 1059)

300 V

Rated current (Use group B / UL 1059)

65 A

Rated current (Use group C / UL 1059)

65 A

Wire cross-section, AWG, min.

AWG 24

Wire cross-section, AWG, max.

AWG 6

Reference to approval values

Specifications are maximum values, details - see approval certificate.

## Packing

Packaging

Box

VPE length

210 mm

VPE width

126 mm

VPE height

83 mm

## Classifications

ETIM 6.0

EC001283

ETIM 7.0

EC001283

ETIM 8.0

EC001283

ETIM 9.0

EC001283

ECLASS 9.0

27-14-11-34

ECLASS 9.1

27-14-11-34

ECLASS 10.0

27-14-11-34

ECLASS 11.0

27-14-11-34

ECLASS 12.0

27-14-11-34

ECLASS 13.0

27-14-11-34

## WGKV 10 GY BX

Weidmüller Interface GmbH &amp; Co. KG

Klingenbergstraße 26

D-32758 Detmold

Germany

www.weidmueller.com

## Technical data

## Important note

## Notes

- Clearance and creepage distances to other components must be devised in accordance with the relevant application standard. This can be achieved in the device by full encapsulation or by the use of additional spacer plates.
- Rated data refer only to the component itself. Clearance and creepage distances to other components are to be designed in accordance with the relevant application standards.
- Colours: SW = black; GN/YL = green/yellow; GY = grey
- Additional variants on request
- WGK: Rated voltage plastic walls: 1 - 4 mm = 500 V; metal walls: 1 - 2.5 mm = 400 V; metal walls: 2.5 - 4 mm = 250 V
- Long term storage of the product with average temperature of 50 °C and maximum humidity 70%, 36 months

## Approvals

## Approvals



ROHS	Conform
UL File Number Search	UL Website
Certificate No. (cULus)	E60693

## Downloads

Approval/Certificate/Document of Conformity

[Declaration of the Manufacturer](#)

Engineering Data

[CAD data – STEP](#)

Product Change Notification

[20220114 Change color for feedthrough terminals – WGK GY](#)  
[20220114 WGK GY - Farbänderung](#)

Catalogues

[Catalogues in PDF-format](#)

Brochures

[FL DRIVES EN](#)  
[MB DEVICE MANUF. EN](#)  
[FL DRIVES DE](#)  
[FL\\_BASE\\_STATION\\_EN](#)  
[FL ELEVATOR EN](#)  
[FL POWER SUPPLY EN](#)  
[FL 72H SAMPLE SER EN](#)  
[PO OMNIMATE EN](#)

www.weidmueller.com

## WGKV 10 GY BX

Weidmüller Interface GmbH &amp; Co. KG

Klingenbergstraße 26

D-32758 Detmold

Germany

www.weidmueller.com

## Accessories

## Blank



The Dekafix (DEK) marker is the universal marker for all conductor and plug-in connectors as well as for electronic sub-assemblies. The system is ideal for short number sequences and covers a wide range of ready-printed markers.

Strips for fast installation in only one work step. The printing is easy to read, rich in contrast and available in various widths.

- Large range of ready-to-use markers
- Strips for fast installation
- Terminal markers, suitable for all Weidmüller cable connectors
- Available as blank MultiCard or with standard printing

**For custom printing:** Please send us a file of our labeling software M-Print PRO or M-Print PRO Online (without installation) for your labeling specifications.

## General ordering data

Type	DEK 5/8 MC NE WS	Version
Order No.	<a href="#">1856740000</a>	Dekafix, Terminal marker, 5 x 8 mm, Pitch in mm (P): 8.00
GTIN (EAN)	4032248400850	Weidmueller, white
Qty.	800 pc(s).	

## Blank



The Dekafix (DEK) marker is the universal marker for all conductor and plug-in connectors as well as for electronic sub-assemblies. The system is ideal for short number sequences and covers a wide range of ready-printed markers.

Strips for fast installation in only one work step. The printing is easy to read, rich in contrast and available in various widths.

- Large range of ready-to-use markers
- Strips for fast installation
- Terminal markers, suitable for all Weidmüller cable connectors
- Available as blank MultiCard or with standard printing

**For custom printing:** Please send us a file of our labeling software M-Print PRO or M-Print PRO Online (without installation) for your labeling specifications.

## General ordering data

Type	DEK 5/6 MC NE WS	Version
Order No.	<a href="#">1609820000</a>	Dekafix, Terminal marker, 5 x 6 mm, Pitch in mm (P): 6.00
GTIN (EAN)	4008190203436	Weidmueller, white
Qty.	1,000 pc(s).	

## WGKV 10 GY BX

Weidmüller Interface GmbH &amp; Co. KG

Klingenbergstraße 26


D-32758 Detmold

Germany

www.weidmueller.com

## Accessories

## Slotted screwdriver



VDE insulated slot-head screwdriver, SDI DIN 7437, ISO 2380/2, drive output acc. to DIN 5264, ISO 2380/1. SoftFinish grip

## General ordering data

Type	SDIS 0.8X4.0X100	Version
Order No.	<a href="#">2749820000</a>	Screwdriver, Blade width (B): 4 mm, Blade length: 100 mm, Blade
GTIN (EAN)	4050118897029	thickness (A): 0.8 mm
Qty.	1 pc(s).	

## Blank



The Dekafix (DEK) marker is the universal marker for all conductor and plug-in connectors as well as for electronic sub-assemblies. The system is ideal for short number sequences and covers a wide range of ready-printed markers.

Strips for fast installation in only one work step. The printing is easy to read, rich in contrast and available in various widths.

- Large range of ready-to-use markers
- Strips for fast installation
- Terminal markers, suitable for all Weidmüller cable connectors
- Available as blank MultiCard or with standard printing

**For custom printing:** Please send us a file of our labeling software M-Print PRO or M-Print PRO Online (without installation) for your labeling specifications.

## General ordering data

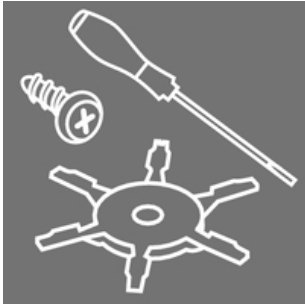
Type	DEK 5/5 MC NE WS	Version
Order No.	<a href="#">1609801044</a>	Dekafix, Terminal marker, 5 x 5 mm, Pitch in mm (P): 5.00
GTIN (EAN)	4008190397111	Weidmueller, white
Qty.	1,000 pc(s).	

**WGKV 10 GY BX****Weidmüller Interface GmbH & Co. KG**

Klingenbergstraße 26

D-32758 Detmold

Germany

[www.weidmueller.com](http://www.weidmueller.com)**Accessories****Accessories****Integrate, expand and customise: the perfect supplement to every application.**

Universal system accessories enable easy adaptation of the interfaces to fulfil specific requirements for the relevant application.

**General ordering data**

Type	DP WGK 10 BK BX	Version	Product data
Order No.	<a href="#">1250570000</a>	OMNIMATE Power - series WGK, Feed-through terminal	UL:
GTIN (EAN)	4050118041651		
Qty.	50 pc(s).		
Type	DP WGK 10 GY BX	Version	Product data
Order No.	<a href="#">1936440000</a>	OMNIMATE Power - series WGK, Feed-through terminal	UL:
GTIN (EAN)	4032248664764		
Qty.	50 pc(s).		